

STEAM LOCOMOTIVES

Locomotives from all periods in British railway history, from the classics of the steam age right through to the very latest railway developments.



COACHES

A rich choice of coaches to match the region of your layout and the locomotive would haul.



FREIGHT

Match the period and type of service that your

Freight rolling stock of every type and purpose, from traditional wagons and vans to the railfreight of the present day.



LMS 8FT 6INCH COACH £ 400



LMS COMPOSITE COACH £ 400



LMS BRASS 3RD COACH £ 400




LMS OPERATING ROYAL MAIL COACH-DEY £ 300




LMS 4-6W WHEEL COACH £ 400



LMSR COMPOSITE COACH £ 400



LMSR BRASS COMPOSITE COACH £ 400



LMSR SLEEPING CAR £ 400



FULLMAN 1ST CLASS PARLOR CAR £ 220



FULLMAN 2ND CLASS PARLOR BRASS CAR £ 220



BR COMPOSITE COACH (olive green) £ 400



BR BRASS 3RD COACH (olive green) £ 400

Three-plank wagon - Royal Dockyard, Chatham




£ 800

Five-plank wagon - Gandy & Co



£ 600

Five-plank wagon - Marling of Worcester




£ 140

Seven-plank wagon - Northway



£ 600

Seven-plank wagon - Tridger



£ 600

Coal-tipping wagon - Great Mainline Collieries




£ 100

Three five-plank open wagons - Meritt Crofton




£ 600

Conflat rail container - GWR



£ 600

Conflat rail container - LMS




£ 600

Double Decker (D&R) wagon - BR '74'



£ 600 A

21 ton mineral wagon - BR (grey)



£ 600

Open iron wagon - BR (black)



£ 600

Five-plank wagon - Royal Seed Co



£ 600

Five-plank wagon - John Albert & Co



£ 600

Six-plank wagon - Richard West



£ 600

Seven-plank wagon - Chance & Hunt



£ 200

Nine-plank wagon - MC




£ 600

Open iron wagon - Norfolk Railway, 1980



£ 600

Three seven-plank wagons - W.J. Rastall




£ 600

Conflat rail container - GWR



£ 600

Magovan (air-coupled) - GWR




£ 600

King Siphon (D&R) wagon - GWR, G



£ 600 A

21 ton mineral wagon - Richard Thomas



£ 600

Open wagon - British Steel



£ 200

Open wagon - British Steel



£ 200

Five-plank wagon - Portland Chemical Co



£ 600

Five-plank wagon - ID - Union Ltd




£ 600

Generalist wagon - Gading



£ 600

Seven-plank wagon - Wemyss



£ 600

Nine-plank wagon - The First Light & Tube Co




£ 600

Car transport with three cars




£ 120

3 eight-plank coal-tipping wagons - Anthracite




£ 600

Vertical van - BR



£ 600

Magovan (air-coupled) - GWR



£ 600

45 ton VDA closed van - Chubb




£ 600

21 ton steel wagon - Caley



£ 600

21 ton mineral wagon - Charringtons



£ 600

21 ton mineral wagon - Charringtons



£ 600



BR FOWLER 0-6-0, CLASS 4 R 2064



BR MK 1 COMPOSITE COACH (EASTERN REGION) R 4001

Diesel / Electric Locomotives



BR 3-CAR DIESEL MULTIPLE UNIT, CLASS 114 (11411 / 11412) R 2073 A



BR MK 1 BRAKE COACH (EASTERN REGION) R 4081



BR 3-CAR DIESEL MULTIPLE UNIT, CLASS 118 R 2087 A



BR MK 1 BUFFET COACH (EASTERN REGION) R 4087



TRANSRAIL 00-00, CLASS 00 x 2 (RUNNING NO'S) R 2107 A/B/C



WSPR 00-00 ELECTRIC, CLASS 00 x 2 (RUNNING NO'S) R 2108 A/B



BR MK 1 SLEEPER COACH (EASTERN REGION) R 4078



TRANSRAIL 00-00, CLASS 00 (BRITISH LIVERY) R 2100



EWS 00-03 ELECTRIC, CLASS 00 R 2118



BR MK 1 SLEEPER COACH (WESTERN REGION) R 4085



PWS 00-00 (PWS) ELECTRIC, CLASS 00 R 2020



AVELLA RAILWAYS 00-03 ELECTRIC, CLASS 00 R 2120



BR MK 1 BUFFET COACH (SOUTHERN REGION) R 4070



LEADHALL 00-00 DIESEL ELECTRIC, CLASS 00 R 2078



BR 03 MK ELECTRIC (ROBERT SELBY), CLASS 03 R 2040



BR MK 1 PULL PARCEL COACH (SOUTH EAST REGION) R 4071



DWS 00-00, CLASS 00 x 2 (RUNNING NUMBERS) R 2126 A/B



NCC 00 MK ELECTRIC BRAKE (W.M.C.), CLASS 00 R 2046



GWS MK 4 OPEN FIRST COACH R 4074



BR 00-00 DIESEL ELECTRIC, CLASS 00 R 2121



BR 03 MK ELECTRIC (ROBERT SELBY), CLASS 03 R 2040



GWS MK 4 3FDS TOURIST COACH R 4071



BR 00-00 DIESEL ELECTRIC, CLASS 00 R 2122



BR MK 1 COMPOSITE COACH (WESTERN REGION) R 4001



GWS MK 4 CATERING 5FDS CC CAR R 4030



EWS 00-00 SHORTER 'STEPHAN DAY', CLASS 00 R 2123



BR MK 1 6FDS COACH (WESTERN REGION) R 4003



VIRGIN MK 3 FIRST COACH R 4004 A



EGG DIESEL MECHANICAL SHUNTER, CLASS 00 R 2080



BR MK 1 BUFFET COACH (WESTERN REGION) R 4002



VIRGIN MK 3 COMPOSITE COACH R 4004 A



BR 0-6-0 SHUNTER 'THOMAS', CLASS 00 R 2125



BR MK 1 PULL PARCEL COACH (WESTERN REGION) R 4004



VIRGIN MK 1 6FDS COACH R 4007 B

Coaches



DURSFORD 6FDS 2CTS SALOONS x 2 SALOONS R 1814



38 ton brake van 'Waverley' - DWT R 4074



58 COMPOSITE COACH (metallic) R 4090 A



58 3RD BRAKE COACH (metallic) R 4090 A



58 6028 LBSWAGS 6028 (metallic) R 4091




DMT MC 2 OPEN FIRST COACH R 4107



DMT MC 3 OPEN SECOND COACH R 4102




DMT MC 3 FIRST CLASS BUFFET CAR R 4103




EMCR MK 3 OPEN FIRST COACH R 4165



EMCR MK 3 OPEN SECOND COACH R 4165



EMCR MK 3 FIRST CLASS BUFFET CAR R 4166




VIR2N MK 2 OPEN FIRST COACH R 4288



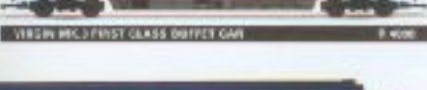
VIR2N MK 3 OPEN SECOND COACH R 4287




VIR2N MK 3 FIRST CLASS BUFFET CAR R 4286



38 ton brake van - 37 ton (LMS) R 4077



M64 hopper - FWS R 4084



M64 hopper wagon - FWS, Dual Deck (black) R 4084



20 ton hopper - RC R 4087



Tank wagon - Central R 4127

JBT tank wagon - The Petroleum Tank Distributors R 4091

Tank wagon (TWA) - Shell R 4091

Van tank wagon - Leach Bros R 4090

Specialty maintenance crane R 4094

38 ton brake van - 34 ton (DWS) R 4078

Brake van - DWT R 4072

M64 hopper wagon - MAA R 4093

38 ton hopper - RC R 4076

Geevax - BT R 4076

14 ton tank wagon - Shell (stepped) Oil R 4090

38 ton tank wagon - United Oil (open) R 4092

Tank wagon (TWA) - 42 Petrochemicals & Plastics R 4118

Van tank wagon - Koller-Gesetz R 4093

75 ton operating breakdown crane R 4101

18A hopper - Leachhead R 4070

M64 hopper wagon - FWS R 4091

Ragn-Roller - DWS, Maastricht R 4078

Truck cleaning car R 4106

Vicos tank wagon - UIC Emulsion Ltd R 4092

Tank wagon (TWA) - WSI (white) R 4091

Tank wagon (TWA) - Shell Oil R 4091

Van tank wagon - Koller-Gesetz R 4093

100 ton tank wagon - Maric R 4094

38 ton brake van - 34 ton (DWS)



38 ton brake van - 34 ton (DWS) R 4078

Brake van - DWT



Brake van - DWT R 4072

M64 hopper wagon - MAA



M64 hopper wagon - MAA R 4093

38 ton hopper - RC



38 ton hopper - RC R 4076

Geevax - BT



Geevax - BT R 4076

14 ton tank wagon - Shell (stepped) Oil



14 ton tank wagon - Shell (stepped) Oil R 4090

38 ton tank wagon - United Oil (open)



38 ton tank wagon - United Oil (open) R 4092

Tank wagon (TWA) - 42 Petrochemicals & Plastics



Tank wagon (TWA) - 42 Petrochemicals & Plastics R 4118

Van tank wagon - Koller-Gesetz



Van tank wagon - Koller-Gesetz R 4093

75 ton operating breakdown crane



75 ton operating breakdown crane R 4101

38 ton brake van - LMS



38 ton brake van - LMS R 4070

18A hopper - Leachhead



18A hopper - Leachhead R 4070

M64 hopper wagon - FWS



M64 hopper wagon - FWS R 4091

Ragn-Roller - DWS, Maastricht



Ragn-Roller - DWS, Maastricht R 4078

Truck cleaning car



Truck cleaning car R 4106

Vicos tank wagon - UIC Emulsion Ltd



Vicos tank wagon - UIC Emulsion Ltd R 4092

Tank wagon (TWA) - WSI (white)



Tank wagon (TWA) - WSI (white) R 4091

Tank wagon (TWA) - Shell Oil




Tank wagon (TWA) - Shell Oil R 4091

Van tank wagon - Koller-Gesetz



Van tank wagon - Koller-Gesetz R 4093

100 ton tank wagon - Maric



100 ton tank wagon - Maric R 4094



FURTHER INFORMATION

Further information on Hornby products can be obtained from our Web site www.hornby.com, or by completing this coupon, using block capitals and sending it to: Sue Seward, Hornby PLC, Westwood, Margate, Kent CT9 4JX.

Name _____ Age _____

Address _____

Postcode _____

Train packs

Matched sets of locomotives and coaches make complete trains that accurately reflect the full-size original. Train Packs have custom features not available elsewhere in the range.



T&N HYLING SCOTSMAN locomotive with three coaches R 2988



T&N TOSSAR EXPRESS locomotive with three coaches R 2990



T&N CALDONIAN locomotive with three coaches R 3012



GREAT WESTERN BRANS 125 HIGH SPEED TRAIN (power car, driving power car and two coaches) R 2115



BRANS 125 HIGH SPEED TRAIN (power car, driving power car and two coaches) R 2116



BRNS 125 HIGH SPEED TRAIN (power car, driving power car and two coaches) R 2118



BRNS 225 TRAIN (locomotive, driving car, boiler and two coaches) R 2982



DURSTMA TRAIN (two driving units and two passenger coaches) R 605A



METROVIER SUBURBAN TRAIN, CLASS 96 R 2981 A

Extra track

Extend your track with standard track components from the Hornby 00 Gauge track system. Pre-selected track extension packs are available for the most popular track extensions.

See 1999 catalogue for full details.

Straight track



R 601 Double straight

Radius 852mm



R 602 Curve section

3rd (outer) radius : 505mm



R 603 Double curve



R 604 Standard curve

2nd (middle) radius : 438mm



R 607 Double curve



R 608 Standard curve



R 609 Half curve

Track pack system

Extend your set's track in easy steps by adding Track Packs - all the way up to the full layout pictured on the TrakMat.

There are TrakMat Building Packs too, to provide the buildings you need for the TrakMat scene.

See 1999 catalogue for full details.







R 6000 Track Pack A

THE LAYOUT IN ANY WAY YOU CHOOSE

Trackside features

Everything you need to make complete model railway landscape in 00 Scale. There's a full range of layout finishing materials too - see the Hornby Model Railways catalogue.





110. University Sports Stadium



109. Tower crane for
108. Tower crane for
London



107. Tower crane
106. Tower crane



105. Tower crane
104. Tower crane



103. Tower crane
102. Tower crane



101. Tower crane
100. Tower crane



99. Tower crane
98. Tower crane



97. Tower crane
96. Tower crane
95. Tower crane




94. Tower crane
93. Tower crane



92. Tower crane
91. Tower crane



90. Tower crane
89. Tower crane



88. Tower crane
87. Tower crane



86. Tower crane
85. Tower crane



84. Tower crane
83. Tower crane



82. Tower crane
81. Tower crane



80. Tower crane
79. Tower crane



78. Tower crane
77. Tower crane



76. Tower crane
75. Tower crane



74. Tower crane
73. Tower crane



72. Tower crane
71. Tower crane



70. Tower crane
69. Tower crane



68. Tower crane
67. Tower crane



66. Tower crane
65. Tower crane



64. Tower crane
63. Tower crane



62. Tower crane
61. Tower crane



60. Tower crane
59. Tower crane



58. Tower crane
57. Tower crane



56. Tower crane
55. Tower crane



54. Tower crane
53. Tower crane



52. Tower crane
51. Tower crane



Diamond crossings



Radius 852mm



R 007 Left-hand express point

2nd Radius 436mm



R 002 Left-hand standard point

2nd Radius 436mm



R 004 Left-hand curved point



R 008 Right-hand express point

R 003 Right-hand standard point

R 005 Right-hand curved point

R 800 Semi-flexible track section 91mm

R 810 Flexible track section

R 800 Long straight section



R 800 Track Pack B



R 800 Track Pack C



R 800 Track Pack D



R 800 Track Pack E

Power controls

Standard Train Controller

As supplied with all Hornby train sets. Provides direction and speed control for one train at time. Requires 15v AC power input from R954 wall plug transformer.



R 955 Standard Train Controller



R 954 Standard Wall Plug Transformer



R 800 Power Cabling Kit

HM2000 Power Controller

Combined controller and mains transformer, with built-in control for two trains and optional add-on control units for a further two trains.



R 9012 HM 2000-00 Left-hand Control Unit



R 9012 HM 2000 Power Controller



R 9014 HM 2000-01 Right-hand Control Unit

HM4000 Power Controller

Same capabilities as HM2000 above, plus control to pre-set the rate of acceleration and braking when you start/stop the train.



R 9012 HM 4000-00 Left-hand Control Unit



R 9012 HM 4000 Power Controller



R 9014 HM 4000-01 Right-hand Control Unit