

LIONEL 2014

READY-TO-RUN
CATALOG





G-Gauge

RC Remote Sets

4-11

Track and Accessories

12-13

O-Gauge

LionChief™ Sets

14-41

LionChief™ Plus Engines

42-49

Transformer Sets

50-59

Dealer Exclusive Sets

60-65

Rolling Stock

66-101

Track and Accessories

102-113

THE POLAR EXPRESS.



LIONEL 2004 TRAIN CATALOG VOLUME 1



Celebrating 10 magical years!

Lionel has had the privilege to team up with Warner Bros. and The Polar Express™ for 10 amazing years and we are still going strong. With a decade under our belt of offering this holiday favorite, Lionel is proud to celebrate the 10th anniversary of The Polar Express™ film with exclusive 10th Anniversary sets and items in our Ready-to-Run and Holiday 2014 catalogs.

Happy 10th Anniversary The Polar Express!
Here is to many more years of making dreams come true!

Discover LIONEL

Come visit our booth at over a dozen shows per year!



View and share
with us on Instagram



http://instagram.com/lionel_trains



Get the exclusive
on what's New on WordPress



<http://lionelllc.wordpress.com/>

Celebrate all things
locomotive on Lionel Tracks



<http://tracks.lionel.com/>



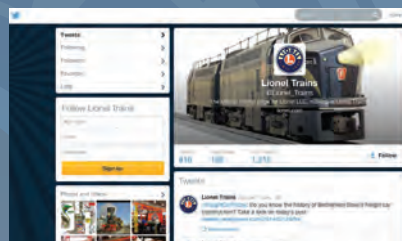
Like us on Facebook!



<https://www.facebook.com/pages/Lionel-Trains/135645573344>



Follow us on Twitter



https://twitter.com/Lionel_Trains



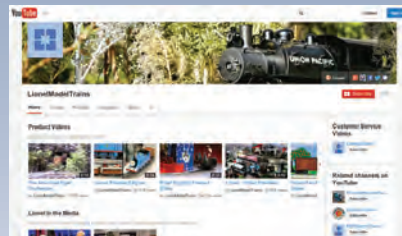
Pin us on Pinterest



<http://www.pinterest.com/lioneltrains/>



"How to's" and
products demo's on YouTube



<http://www.youtube.com/user/LionelModelTrains>



G-GAUGE



Hershey's Freight G-Gauge Set

Perfectly designed for children ages four and up, Lionel G-Gauge battery-powered sets are ready-to-run right out of the box. These "larger scale" trains are powered by an easy-to-operate RC controller that runs on two AA batteries (not included). Operate these sets using a 9.6 volt rechargeable battery or six C batteries (not included). Highly detailed with authentic bell and whistle train sounds, each set features a realistic steam locomotive and a colorful assortment of cars.

A. Hershey's® Freight G-Gauge Set 7-11352

How Sweet It Is! The expanding battery-operated G-Gauge line is taking a trip to Hershey, PA to pick up its next candy load. Cars in the set feature the Kisses®, Reese's®, and Twizzler's® brands.

Set Includes:

- G-Gauge steam locomotive and tender
- Boxcar
- Center cupola caboose
- 12 curved and 4 straight track pieces
- RC remote controller

Locomotive Features:

- Highly detailed, sturdily constructed Berkshire style locomotive
- Authentic train sounds, including bell and whistle
- Working headlight
- Requires six C cell batteries OR a 9.6V Rechargeable battery pack (not included)

Freight Car Features:

- Fixed knuckle couplers
- Opening doors on boxcar

Track:

- 55" x 72" oval of G-Gauge track (12 curved and 4 straights)
- Note: Extra G-Gauge track and accessories available (See page 12-13)

RC Remote Control Features:

- Designed for easy use
- Clearly marked buttons allow train to go forward and reverse, sound the whistle, and ring the bell
- Requires two AA batteries (not included)

\$149.95



© 2014 THE HERSHEY COMPANY. THE HERSHEY'S KISSES, REESE'S AND TWIZZLERS TRADEMARKS AND TRADE DRESS ARE USED UNDER LICENCE.



Pennsylvania Flyer Freight G-Gauge Set

B. Pennsylvania Flyer G-Gauge Set 7-11140

One of the most famous names in railroading is featured in this realistic freight train set. Load and unload the box load from the silver gondola and wave goodbye to the dashing red caboose!

Set Includes:

- G-Gauge steam locomotive and tender
- Gondola with crate load
- Center cupola caboose
- 12 curved and 4 straight track pieces
- RC remote controller

Locomotive Features:

- Highly detailed, sturdily constructed Berkshire style locomotive
- Authentic train sounds, including bell and whistle
- Working headlight

- Requires six C cell batteries OR a 9.6V Rechargeable battery pack (not included)

Freight Car Features:

- Fixed knuckle couplers
- Removable crates on gondola

Track:

- 55" x 72" oval of G-Gauge track (12 curved and 4 straights)
- Note: Extra G-Gauge track and accessories available (See page 12-13)

RC Remote Control Features:

- Designed for easy use
- Clearly marked buttons allow train to go forward and reverse, sound the whistle, and ring the bell
- Requires two AA batteries (not included)

\$139.95



Note: Lionel G-Gauge track is not compatible with other G-Gauge track systems



Note: Lionel G-Gauge track is not compatible with other G-Gauge track systems

C. G-Gauge Pennsylvania Railroad Tank Car (NEW)
7-11107

Freight Car Features:

- Fixed knuckle couplers

\$34.95

D. G-Gauge Pennsylvania Railroad Boxcar (NEW)
7-11109

Freight Car Features:

- Fixed knuckle couplers
- Opening doors

\$34.95

E. G-Gauge Pennsylvania Railroad Flatcar (NEW)
7-11486

Freight Car Features:

- Fixed knuckle couplers
- Removable reels

\$34.95





G-GAUGE



THE POLAR EXPRESS™

A. The Polar Express G-Gauge Freight Set (NEW)

7-11485

Hot! Hot! Ooh we got it! Hot chocolate!!

We are welcoming the 10th Anniversary of The Polar Express™ by expanding our G-Gauge Polar Express assortment with our NEW Polar Express G-Gauge Freight Set. Not only does this set have superior craftsmanship and irresistible charm, it features a steam locomotive and tender, gondola equipped with plenty of hot chocolate for The Polar Express passengers and center cupola caboose. This is the perfect set to add to your current G-Gauge collection or if it's your first, it is sure to be just as exciting as the hot chocolate scene in The Polar Express movie.

Set Includes:

- G-Gauge steam locomotive and tender
- Gondola with 3 Hot Chocolate Mix Canisters
- Center Cupola Caboose
- 12 Curved and 4 straight G-Gauge black plastic track pieces
- RC remote control

Locomotive Features:

- Highly detailed, sturdily constructed Berkshire style locomotive
- Authentic train sounds, including bell and whistle
- Working headlight
- Requires six C cell batteries OR a 9.6V Rechargeable battery pack (not included)

Freight Cars Feature:

- Fixed knuckle couplers
- Removable canisters in gondola

Track:

- 55" x 72" oval of G-Gauge track (12 curved and 4 straights)
- Note: Extra G-Gauge track and accessories available (See page 12-13)

RC Remote Control Features:

- Designed for easy use
- Clearly marked buttons allow train to go forward and reverse, sound the whistle, ring the bell, and play "All aboard The Polar Express"
- Requires two AA batteries (not included)

\$149.95

B. The Polar Express 10th Anniversary G-Gauge Boxcar (NEW)

7-11541

- Fixed knuckle couplers
- Plastic body
- Opening doors
- Length: 9 3/4"

\$34.95



C. The Polar Express People Pack (NEW)

7-11484

- Includes four figures
- Durable plastic construction
- Hand-painted
- Average Height: 2"

\$19.99

D. The Polar Express G-Gauge Diorama 7-11138

Add a new dimension of drama to your holiday layout with this colorful two-sided diorama decorated in the Polar Express theme.

- Durable cardboard construction
- Imagery on both sides of diorama
- Dimensions: 78" x 21" / Tunnel Portal Openings 6 3/4" x 8 3/4"

\$17.95



A

B



NEW!


10th Anniversary Decoration

C



NEW!

D



Train Not Included

THE POLAR EXPRESS and all related characters and elements are trademarks of and ©Warner Bros. Entertainment Inc.
(s14)



Note: Lionel G-Gauge track is not compatible with other G-Gauge track systems

E. The Polar Express G-Gauge Set 7-11022

You can operate this train using a 9.6 volt rechargeable battery (not included) or use six conventional C batteries (not included) – it's your choice! The set also comes with an easy-to-operate RC remote controller (requires two AA batteries).

But what sets this set apart is the unmatched craftsmanship. The engine and tender have details never before seen in a G-Gauge format. The observation car has an endearing “disappearing hobo” feature.

Set includes:

- G-Gauge steam locomotive and tender
- Passenger coach with two opening doors
- Observation car with “disappearing hobo” feature and opening door
- Three Polar Express figures (conductor, boy and hobo)
- Easy-to-assemble G-Gauge track (55" x 72" oval)
- Easy-to-unpack, easy-to-repack storage box
- RC remote control

Locomotive, Track and Remote Features:

- Same as 7-11458 shown above

Rolling Stock Features:

- Handsomely detailed passenger coach
- Observation car with “disappearing hobo” feature
- Fixed knuckle couplers

\$149.95



F

Note: Lionel G-Gauge track is not compatible with other G-Gauge track systems



G-GAUGE



Coca-Cola® Holiday G-Gauge Set

A. Coca-Cola Holiday G-Gauge Set (NEW) 7-11488

New for 2014, Lionel is excited to team up with Coca-Cola and offer this beautiful, Coca-Cola Holiday G-Gauge Set. Made in USA of US and imported parts, this iconic General style engine and historic holiday Coca-Cola deco is sure to inspire family traditions and happiness for years to come.

Set Includes:

- G-Gauge general-style locomotive and tender
- Boxcar
- Center cupola caboose
- 12 Curved and 4 straight G-Gauge black plastic track pieces
- RC Remote Controller

Locomotive Features:

- Highly detailed sturdily constructed 4-4-0 General style steam locomotive
- Authentic train sounds, including bell and whistle
- Working headlight
- Requires six C cell batteries OR a 9.6V Rechargeable battery pack (not included)

Freight Car Features:

- Fixed knuckle couplers
- Opening doors on boxcar

Track:

- 55" x 72" oval of G-Gauge track (12 curved and 4 straights)
- Note: Extra G-Gauge track and accessories available (See page 12-13)

RC Remote Control Features:

- Designed for easy use
- Clearly marked buttons allow train to go forward and reverse, sound the whistle, and ring the bell
- Requires two AA batteries (not included)

\$164.95



TM & © The Coca-Cola Company 2014

Snoopy Railways G-Gauge Set

B. Snoopy Railroad G-Gauge Set (NEW) 7-11489

All aboard Snoopy Railways! Drift away with Snoopy and become a world class conductor on our newest addition to our Peanuts line, Snoopy Railways G-Gauge Set. This highly detailed and energetic set is sure to make you want to do a "happy dance". Perfect for children ages four and up or any Snoopy enthusiast. This set is equipped with a G-Gauge steam locomotive and tender, a Snoopy Railways boxcar, a cupola caboose and of course our easy-to-operate RC remote controller (batteries NOT included).

Set Includes:

- G-Gauge steam locomotive and tender
- Boxcar
- Center cupola caboose

- 12 curved and 4 straight track pieces
- RC remote controller

Locomotive Features:

- Highly detailed, sturdily constructed Berkshire style locomotive
- Authentic train sounds, including bell and whistle
- Working headlight
- Requires six C cell batteries OR a 9.6V Rechargeable battery pack (not included)

Freight Car Features:

- Fixed knuckle couplers
- Opening doors on boxcar

Track:

- 55" x 72" oval of G-Gauge track (12 curved and 4 straights)
- Note: Extra G-Gauge track and accessories available (See page 12-13)

RC Remote Control Features:

- Designed for easy use
- Clearly marked buttons allow train to go forward and reverse, sound the whistle, and ring the bell
- Requires two AA batteries (not included)

\$149.95



©Peanuts Worldwide LLC

Note: Lionel G-Gauge track is not compatible with other G-Gauge track systems



Note: Lionel G-Gauge track is not compatible with other G-Gauge track systems



C. Snoopy Railways Gondola (NEW) 7-11527

This is a must have piece to add to your Snoopy Railroad G Gauge Train Set! This Gondola includes one of the most iconic props in both the Peanuts® Comics and television specials, Snoopy's infamous dog house.

Features:

- Fixed knuckle couplers
- Two crates and Snoopy's dog house load (removable)

\$34.95

D. Snoopy Railroad Tank Car (NEW) 7-11526

Features:

- Fixed knuckle couplers
- Plastic body

\$34.95



G-GAUGE



Crayola G-Gauge Freight Set

A. Crayola Freight Set 7-11548

This year Lionel is extremely excited to offer this fun and energetic Crayola General style G-Gauge set! Just like Lionel, Crayola has impacted many childhoods for over the past 100 years making it one of the most recognizable brands in the US. This colorful set is the perfect starter set and is sure to inspire creativity and fun and years to come.

Set Includes:

- G-Gauge general-style locomotive and tender
- Boxcar
- Center Cupola Caboose
- 12 curved and 4 straight track pieces
- RC Remote Controller

Locomotive Features:

- Highly detailed sturdily constructed G-Gauge General style locomotive
- Authentic train sounds including bell and whistle
- Working headlight
- Requires six C cell batteries OR a 9.6V Rechargeable battery pack (not included)

Freight Cars Feature:

- Fixed knuckle couplers
- Opening doors on boxcar

Track:

- 55" x 72" oval of G-Gauge track (12 curved and 4 straights)
- Note: Extra G-Gauge track and accessories available (See page 12-13)

RC Remote Control Features:

- Designed for easy use
- Clearly marked buttons allowing train to go forward & backwards, sound the whistle & ring the bell
- Requires two AA batteries (not included)

\$149.95



B

C



© Crayola 2014

Harry Potter™ G-Gauge Passenger Set

D. Harry Potter Hogwarts Express G-Gauge Passenger 7-11080

Set Includes:

- G-gauge 4-6-0 steam locomotive engine and tender
- One passenger coach
- One combination car
- 12 curved and 4 straight track pieces
- RC Remote Controller

Locomotive Features:

- Highly detailed sturdily constructed G-Gauge steam locomotive
- Authentic train sounds, including bell and whistle
- Working headlight
- Requires six C cell batteries OR a 9.6V Rechargeable battery pack (not included)

Passenger Car Features:

- Fixed knuckle couplers

Track:

- 55" x 72" oval of G-Gauge track (12 curved and 4 straights)
- Note: Extra G-Gauge track and accessories available (See page 12-13)

RC Remote Control Features:

- Designed for easy use
- Clearly marked buttons allow train to go forward and reverse, sound the whistle, and ring the bell
- Requires two AA batteries (not included)

\$149.95

Harry Potter™

Hogwarts Express



HARRY POTTER, characters, names and related indicia are trademarks of and © Warner Bros. Entertainment Inc. Harry Potter Publishing Rights © JKR. (s14)



Note: Lionel G-Gauge track is not compatible with other G-Gauge track systems

B. G-Gauge Crayola Gondola (NEW)
7-11552

- Fixed knuckle couplers
- Three crates (removable)

\$34.95

C. G-Gauge Crayola Tank Car (NEW)
7-11153

- Fixed knuckle couplers
- Plastic body

\$34.95



Note: Lionel G-Gauge track is not compatible with other G-Gauge track systems



G-GAUGE



G-Gauge Track and Accessories

A. Add-On Track Pack - Straight 7-11039

Track Pack Includes:

- Four straight track pieces

Features:

- Durable plastic construction

\$17.99

B. Add-on Track Pack - Curved 7-11040

Track Pack Includes:

- Six curved track pieces
- Creates a half-circle

Features:

- Durable plastic construction

\$23.99

C. G-Gauge RH Manual Switch (NEW) 7-11110

Left hand and right hand switches allow you to expand your G-Gauge layout into a wide variety of configurations! Control the direction your train set will take with easy to use manual control.

Features:

- Durable plastic construction
- Manual operation
- Length: 13 1/2"

\$19.99

D. G-Gauge LH Manual Switch (NEW) 7-11111

Features:

- Durable plastic construction
- Manual operation
- Length: 13 1/2"

\$19.99

E. G-Gauge Inner Loop Track Pack (NEW) 7-11112

Track Pack Includes:

- One left hand switch
- One right hand switch
- Four curve track pieces

Features:

- Durable plastic construction
- Manual switch operation

\$44.99

F. G-Gauge Outer Loop Track Pack (NEW) 7-11113

Track Pack Includes:

- One left hand switch
- One right hand switch
- Six curve track pieces
- Two straight track pieces

Features:

- Durable plastic construction
- Manual switch operation

\$59.99

G. G-Gauge Diorama 7-11141

Add some scenery to your Lionel G-Gauge battery-operated set! This two-sided diorama is sure to add a new dimension of excitement to your layout.

Features:

- Cardboard construction
- Different imagery on both sides of diorama
- Dimensions: 78" x 21" 6 3/4" x 8 3/4" (tunnel portal openings)

\$17.99

H. G-Gauge People Pack 7-11145

Welcome these railroad-related characters to your G-Gauge layout! Eight figures in all, characters include a variety of railroad workmen and station passengers.

Features:

- Eight figures total on six bases
- Hand-painted
- Durable plastic construction
- Average height: 2"

\$24.99

A




B

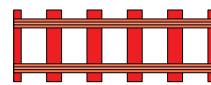
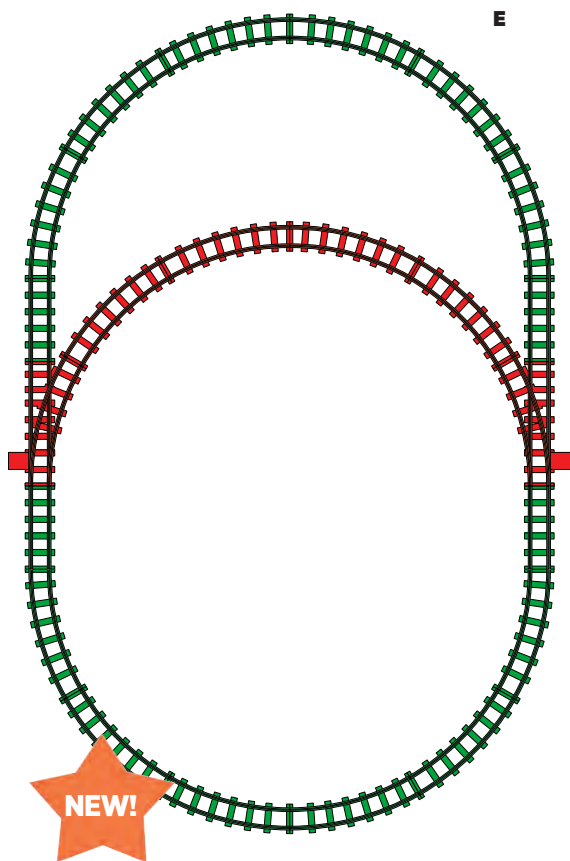


C




D


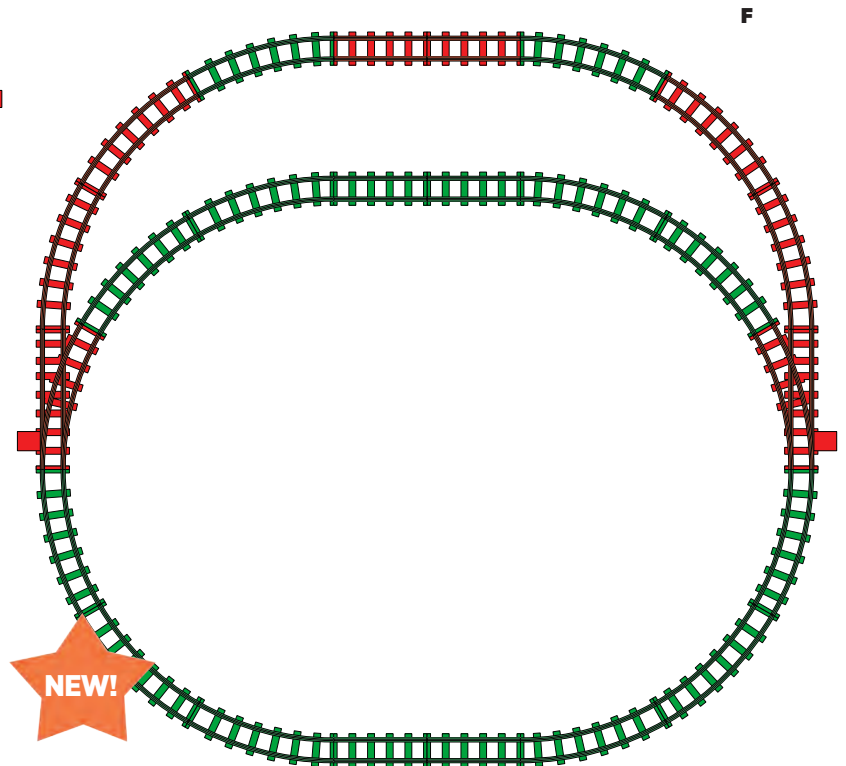




Track-Pack Track



Existing Set Track





RUNNING YOUR TRAIN SET HAS NEVER BEEN EASIER!



Lionel is thrilled and eager to share with you our expanded assortment of LionChief™ Ready-to-Run train sets for 2014! The LionChief system is designed to make operating model trains as easy as possible—no wires, no programming, no hassle, just lots of fun in the palm of your hand. Whether you have just become a train enthusiast or expanding your current layout, Lionel gives you lots of great options that will take you as far as your imagination will go. From your favorite Thomas and Friends™ character to the perfect set to run under the Christmas tree we have got it in our LionChief 2014 line up.



LIONEL IS PROUD TO INTRODUCE OUR NEXT EVOLUTION OF THE LIONCHIEF™ REMOTE CONTROL SYSTEM: LIONCHIEF™PLUS!

With LionChief™ Plus you get the best of both Lionel power control worlds! The new LionChief Plus system is designed to give you all of the control options of LionChief, PLUS the ability to run your locomotive via your conventional transformer as well. Now you can run your locomotive on any layout (Conventional, LionChief™, TMCC™ or LEGACY™) with your LionChief Remote, or flip a switch on the locomotive and run it as a conventional model. We are introducing 5 beloved engine models with many of the features found in our higher end locomotives. In addition to more detail on the locomotives, you will see some amazing features.



	LionChief™	LionChief™Plus
Enhanced sound with RailSounds RC™	<input checked="" type="checkbox"/>	<input checked="" type="checkbox"/>
Long distance control- up to 60 feet	<input checked="" type="checkbox"/>	<input checked="" type="checkbox"/>
AC/DC compatible	<input checked="" type="checkbox"/>	<input checked="" type="checkbox"/>
Multi-system operation	<input checked="" type="checkbox"/>	<input checked="" type="checkbox"/>
Easy to set up and operate	<input checked="" type="checkbox"/>	<input checked="" type="checkbox"/>
Working ElectroCouplers™	<input type="checkbox"/>	<input checked="" type="checkbox"/>
Operate via Remote OR Conventional	<input type="checkbox"/>	<input checked="" type="checkbox"/>



Lionel Junction Little Steam Set

ALL ABOARD! NEXT STOP, LIONEL JUNCTION!

From whimsical to realistic, there is a train set to appeal to every young hobbyist at Lionel Junction! Introducing an exciting family of products perfect for younger railroaders. Each ready-to-run electric train set features a locomotive with a LionChief™ remote, a string of colorful cars, a FasTrack™ circle, and a wall-pack power supply.

A. Lionel Junction “Little Steam” LionChief Set (NEW) 6-81286

This small locomotive is ready to help pull the train to Lionelville™, which is just over the big hill. This colorful electric train set features a locomotive, two freight cars, and a caboose. Complete with a remote control, track and power supply, this train set has everything you need to get started.

Set Includes:

- 0-4-0 steam switcher
- Gondola
- Boxcar
- Bobber caboose
- Seven Curved O36 FasTrack™ tracks
- One curved O36 FasTrack™ wall-pack terminal section
- Wall-pack power supply
- LionChief remote

Locomotive Features:

- Electric locomotive controlled by remote
- User-activated whistle, bell sounds and special announcements
- Powerful maintenance-free motor
- Traction tire
- Stamped metal frame
- Fixed coupler on rear
- Separately applied bell and whistle details

Rolling Stock Features:

- Durable plastic construction
- Fixed couplers

LionChief™ Remote Features:

- Forward and reverse speed control knob
- Three buttons for whistle sound, bell, and special announcements
- Requires three AAA alkaline batteries (not included)

Set Features:

- Layout Dimensions: 40" x 40" circle
- Minimum Curve: O31

\$174.95

B. Valley Central Single-Dome Tank Car (NEW) 6-81292

This single-dome tank car is the perfect addition to the “Little Steam” ready-to-run train set.

Features:

- Fixed couplers
- Unique decoration
- Minimum Curve: O31

\$42.99



B



A



Dinosaur Diesel Set

C. Dinosaur Diesel LionChief Set (NEW) **6-81031**

A dinosaur amusement park in Lionelville! That's right! The "Dino Roars" diesel train travels around the park, carrying its precious cargo of dinosaur eggs and scientific equipment, sure to delight researchers and visitors alike. This whimsical train set features a diesel locomotive, a LionChief remote, two freight cars, and a caboose, plus a FasTrack™ circle and a wall-pack power supply.

Set Includes:

- Diesel switcher
- Gondola
- Boxcar
- Bobber caboose
- Seven Curved Q36 FasTrack™ tracks
- One curved Q36 FasTrack™ wall-pack terminal section
- Wall-pack power supply
- LionChief remote
- Pack of dinosaur figures

Locomotive Features:

- Electric locomotive controlled by remote
- User-activated whistle, bell sounds and special announcements
- Operating headlight
- Powerful maintenance-free motor
- Traction tire
- Fixed coupler on front and rear

Rolling Stock Features:

- Durable plastic construction
- Fixed couplers

LionChief™ Remote Features:

- Forward and reverse speed control knob
- Three buttons for horn sound, bell, and special announcements
- Requires three AAA alkaline batteries (not included)

Set Features:

- Layout Dimensions: 40" x 40' circle
- Minimum Curve: 031

\$174.95

D. Dinosaur Single-Dome Tank Car (NEW) **6-81680**

Features:

- Fixed Couplers
- Unique decoration
- Minimum Curve: 031

\$39.99



D

C



NEW!



Lionel Junction Union Pacific Set

A. Lionel Junction Union Pacific LionChief Set (NEW) 6-81287

This mighty Union Pacific 0-4-0 steam switcher is ready to pull its freight train across the great American West. Behind the locomotive, you'll find a boxcar, gondola, and bobber caboose. With this train set, you have everything you need to get running, including a FasTrack™ circle, a wall-pack power supply, and a LionChief remote.

Set Includes:

- 0-4-0 steam switcher
- Gondola
- Boxcar
- Bobber caboose
- Seven Curved 036 FasTrack™ tracks
- One curved 036 FasTrack™ wall-pack terminal section
- Wall-pack power supply
- LionChief remote

Locomotive Features:

- Electric locomotive controlled by remote
- User-activated whistle, bell sounds and special announcements
- Powerful maintenance-free motor
- Traction tire
- Stamped metal frame
- Fixed coupler on rear
- Separately applied bell and whistle details

Rolling Stock Features:

- Durable plastic construction
- Fixed couplers

LionChief™ Remote Features:

- Forward and reverse speed control knob
- Three buttons for whistle sound, bell, and special announcements
- Requires three AAA alkaline batteries (not included)

Set Features:

- Layout Dimensions: 40" x 40" circle
- Minimum Curve: 031

\$174.95

B. Union Pacific Single-Dome Tank Car (NEW) 6-81615

Features:

- Fixed couplers
- Unique decoration
- Minimum Curve: 031

\$44.99



B



A





Pet Shop Diesel Set

C. Pet Shop Diesel LionChief Set (NEW) **6-81288**

All Aboard the Pet Shop Express! Next stop, Pet Shop! This powerful diesel is ready to take your pet for a day of pampering and grooming. This fun and energetic set has everything you need to get started, including our LionChief remote system and Fastrack™ to take your pet all the way to the pet shop.

Set Includes:

- Diesel switcher
- Boxcar
- Gondola
- Bobber caboose
- Seven Curved O36 Fastrack™ tracks
- One curved O36 Fastrack™ wall-pack terminal section
- Wall-pack power supply
- LionChief remote
- Pack of animal figures

Locomotive Features:

- Electric locomotive controlled by remote
- User-activated whistle, bell sounds and special announcements
- Operating headlight
- Powerful maintenance-free motor
- Traction tire
- Fixed coupler on front and rear

Rolling Stock Features:

- Durable plastic construction
- Fixed couplers

LionChief™ Remote Features:

- Forward and reverse speed control knob
- Three buttons for horn sound, bell, and special announcements
- Requires three AAA alkaline batteries (not included)

Set Features:

- Layout Dimensions: 40" x 40' circle
- Minimum Curve: 031

\$174.95

D. Pet Shop Single-Dome Tank Car (NEW) **6-81617**

Features:

- Fixed Couplers
- Unique decoration
- Minimum Curve: 031

\$44.99



D



C



Thomas & Friends™ Sets

A. Thomas & Friends™ “Thomas” LionChief Set 6-30190

Thomas the Tank Engine™ and his faithful coaches Annie and Clarabel are ready for duty on your layout with matching blue remote. Perfect for those just getting started, expanding their existing empires, or very convenient for a quick layout for some action in the family room.

Set Includes:

- Thomas the Tank Engine™ with three interchangeable faces
- Annie
- Clarabel
- One 10" straight FasTrack™ track section, eight 036 curved FasTrack track sections, and a FasTrack terminal section
- LionChief™ Remote Control
- Wall-pack power supply

Features:

- Electric locomotive controlled by LionChief™ remote
- Remote controller with forward and reverse speed control knob, bell and announcements buttons (requires three AAA alkaline batteries, not included)
- RailSounds RC™ sound system with steam chuffing and background sounds, whistle, bell, and user-activated announcement

- Moving eyes on Thomas the Tank Engine™
 - Powerful maintenance-free motor
 - On/Off sound switch
 - Traction tire
 - Set of three removable faces
 - Removable roofs on Thomas, Annie and Clarabel
 - Operating coupler on rear of locomotive
 - Dual operating couplers on Annie and Clarabel
- \$199.95**

B. Thomas & Friends™ “Thomas” Christmas LionChief™ Set 6-30162

Celebrate Christmas with Thomas the Tank Engine™ and his faithful coaches Annie and Clarabel. Your favorite characters are dressed for the holidays. Remote control included. Ideal for families just starting this hobby or for setting up a temporary layout on the floor or under the tree.

Set Includes:

- Thomas the Tank Engine™ with three interchangeable faces and removable Santa hat
- Annie and Clarabel with garland decoration

- One straight FasTrack™ track section, eight 036 curved FasTrack track sections, and a FasTrack Wall Pack terminal section
- Remote Control in holiday colors
- Wall-pack power supply

Features:

- Engine, cars, and set have same features as (6-30190) the standard Thomas & Friends Remote Set
- \$199.95**

C. Thomas & Friends™ Christmas Troublesome Trucks 2-Pack 6-26446

Hopefully these two rascals won't cause too much trouble for Thomas and his friends – they are carrying Christmas presents for the children on the Island of Sodor!

Features:

- Two Troublesome Trucks
 - Gift loads
 - Operating couplers
 - Length: 16 ¼" (2-pack)
 - Minimum Curve: 031
- \$69.95**



©2014 Gullane (Thomas) Limited
©2014 HIT Entertainment Limited
HIT and HIT Logo are trademarks of
HIT Entertainment Limited



LionChief™ Sodor Train Sets

Thomas' friends are featured in three new sets to add even more excitement to your Sodor layout. The remote for each Thomas & Friends set is uniquely color-coordinated with the locomotives for convenience and easy operation!

Each Set Includes:

- One 10" straight FasTrack™ track section, eight 036 curved FasTrack™ track sections, and a FasTrack™ terminal section
- Wall-pack power supply

- Color-coordinated LionChief Remote Controller with forward and reverse speed control knob, whistle, and bell announcement buttons (requires three AAA alkaline batteries, not included)

D. 6-30223 Thomas & Friends™ James LionChief™ Set

\$199.95

E. 6-30222 Thomas & Friends™ Percy LionChief™ Set

\$199.95

F. 6-30221 Thomas & Friends™ Diesel LionChief™ Set

\$199.95





Sodor Locomotives

These twins are ready for work down in the scrap yards and smelters sheds on the Island of Sodor. Take care that these two diesels don't get a hold of your steam engines. They would just love to break them down!

A. Iron Arry With LionChief™ Remote

(NEW)
6-81331
\$139.95

B. Iron Bert With LionChief™ Remote

(NEW)
6-81332
\$139.95

All Locomotives on this page Feature:

- Electric locomotive controlled by LionChief™ remote
- Uniquely colored remote controller with forward and reverse speed control knob, whistle/horn, bell, and announcement buttons (requires three AAA alkaline batteries, not included)
- RailSounds RC™ sound system with steam chuffing/diesel revving and background sounds, whistle/horn, bell, and user-activated announcement
- Moving eyes on the locomotive
- Powerful maintenance-free motor
- Traction tire
- Removable roofs (except Iron Arry, Iron Bert and Diesel)
- Length: Arry and Bert 7 3/4"
James 5"
Percy 7"
Diesel 7 3/4"



C. James with LionChief™ Remote

6-18774
\$139.95

D. Percy with LionChief™ Remote

6-18771
\$139.95

E. Diesel with LionChief™ Remote

6-18775
\$139.95



©2014 Gullane (Thomas) Limited
©2014 HIT Entertainment Limited
HIT and HIT Logo are trademarks of
HIT Entertainment Limited

Thomas & Friends™ Extra's

F. Sodor Tank and Wagon Expansion Pack

6-30141

Exciting freight cars and track to add to your Thomas & Friends layout! Expands layout from 40" x 50" to 50" x 60".

Pack Includes:

- Crovan's Gate Wagon
- Anopha Quarry Wagon
- Fuel Tanker Single Dome Tank Car
- Oil Tanker Single Dome Tank Car
- Four straight 10" FasTrack™ track sections

\$149.95

G. Sodor Platform

6-37955

Thomas the Tank Engine™ and his friends stop frequently at the illuminated Sodor Station Platform to take on more passengers. All aboard for fun and adventure!

Features:

- Two frosted light bulbs
- Decorated billboards on fence
- Dimensions: 12" x 3 3/8" x 5"

\$36.95

H. Sodor Shipping Co. Train Shed

6-37989

The perfect place for your locomotives to visit – or pass right through!

Features:

- Metal base
- Lighted interior
- Compatible with O31, O, and FasTrack™ track systems
- Dimensions: 12" x 7 1/4" x 8"

\$59.95

I. Thomas & Friends™ Diorama

6-16857

Add a familiar sight to your Island of Sodor with this new Thomas & Friends™ Diorama!

Features:

- Cardboard construction
- Imagery on both sides of diorama
- Dimensions: 69 3/4" x 17 3/8" (6 1/4" x 8" tunnel portal opening)

\$17.95

J. Sodor Work Train 3-Pack

6-30191

There is so much work to be done on Sodor! These cars will help you keep things running smoothly.

Pack Includes:

- Transfer caboose
- Derrick car
- Gondola with removable canisters

Features:

- Operating couplers
- Lighted caboose interior
- Operating derrick with magnet
- Four removable magnetic canisters on gondola
- Minimum Curve: O31

\$99.95

K. Sodor Coal and Scrap Cars 2-Pack

(NEW)

6-81423

Pack Includes:

- Sodor Coal Car
- Wellsworth Scrap Car

Features:

- Simulated coal and scrap load inserts
- Operating couplers
- Length: 16 1/4" (two-pack)
- Minimum Curve: O317

\$69.95

L. Sodor Crane Car and Work Caboose

2-Pack (NEW)

6-81424

Load and unload island freight with your Sodor crane and work caboose!

Pack includes:

- Sodor Lines crane
- Sodor Lines work caboose

Features:

- Operating couplers
- Manually rotating cab on crane
- Manually operating boom and hook on crane
- Length: 8" (Crane)
- 8 3/4" (Caboose)
- Minimum Curve: O31

\$69.95



G



H



I



J



K



NEW!

L





Lionel Scout 2-4-2 Steam Freight Set

A. Lionel Scout LionChief™ 2-4-2 Freight Set 6-30183

With headlight blazing, the Scout 2-4-2 races through the night to reach its destination on time. Smoke billows from the smoke stack and a sharp whistle pierces the air as this freight train comes to a quick halt before it steams off again. Classic and affordable, the Lionel Scout Set comes complete with track, wall-pack power supply, and remote.

Set Includes:

- 2-4-2 locomotive and tender
- Flatcar with trailer
- Hopper
- Caboose
- Eight curved O36 FasTrack™ sections, one 10" straight FasTrack section, one FasTrack wall-pack terminal section
- Wall-pack power supply
- LionChief™ remote for locomotive

Locomotive Features:

- Electric locomotive controlled by remote
- Operating headlight
- Puffing smoke
- On/off switches for smoke and sound
- RailSounds RC™ sound system with steam chuffing and background sounds, whistle, bell, and user-activated announcements
- Operating coupler on rear of tender
- Chuffing sounds in sync with speed of locomotive
- Maintenance-free motor
- Traction tire
- Die-cast metal locomotive body
- Recommended 10-car limit for 2-4-2 remote engines

Rolling Stock Features:

- Operating couplers
- Removable trailer on flatcar

LionChief™ Remote Features:

- Forward and reverse speed control knob
- Three buttons for whistle sound, bell, and special freight crew announcement
- Requires three AAA alkaline batteries (not included)

Set Features:

- Length: 45"
- Layout dimensions: 40" x 50"
- Minimum Curve: O31

\$199.99

B. Scout Freight Expansion 3-Pack 6-30135

The Scout train has stopped and is waiting for a new line of freight cars to pull to the next station. Double your freight load with this expansion pack that includes three cars and two 10" straight sections of FasTrack™.

Pack Includes:

- Flatcar with auto
- Double-door boxcar
- Tank car
- Two straight 10" FasTrack sections

Features:

- Operating couplers
- Removable auto on flatcar deck
- Length: Approx. 27"
- Minimum Curve: O31

\$114.99

C. Lionville Shanty 6-81430

Features:

- Simulated window
- Hinged shutter opens and closes
- Dimensions: 2 1/4" x 2 1/2" x 3"

\$21.99



C



B



A



Santa Fe Scout RS-3 Diesel Freight Set

D. Santa Fe Scout LionChief™ RS-3 Freight Set

6-30207

Baseball, apple pie, and freight trains – what could be more American than this ready-to-run train set featuring a classic RS-3 diesel locomotive and three detailed freight cars? The Scout set comes complete with remote, wall-pack power supply, and track

Set Includes:

- Santa Fe RS-3 Diesel locomotive
- Gondola with two removable containers
- Boxcar
- Caboose
- Eight O36 curved FasTrack sections, one 10" straight FasTrack section, one 10" FasTrack wall-pack terminal section
- Wall-pack power supply
- LionChief™ remote for locomotive

Locomotive Features:

- Electric locomotive controlled by remote
- On/Off switches for smoke and sound
- RailSounds RC™ with diesel revving and background sounds, horn, bell, and user-activated announcements
- Operating headlights
- Powerful maintenance-free motor
- Operating couplers
- Lighted interior

Rolling Stock Features:

- Operating couplers
- Opening doors on boxcar
- Two removable containers in gondola

LionChief™ Remote Features:

- Forward and reverse speed control knob
- Three buttons activate diesel horn, bell sound, and special announcements
- Requires three AAA alkaline batteries (not included)

Set Features:

- Set Length: 43"
- Layout Dimension: 40" x 50"
- Minimum Curve: O31

\$199.99

E. Santa Fe Derrick Car

6-37079

- Operating couplers
- Movable boom
- Operating winch
- Length: 11"
- Minimum Curve: O31

\$49.99

F. Santa Fe Map & Slogan Reefer 3-Pack

6-25934 (NEW)

A great add-on to any Santa Fe set, these reefers feature a slogan on one side and a map on the other. Each car has its own unique Santa Fe slogan!

Pack Includes:

- "The Grand Canyon Line" Wood-Sided Reefer
- "El Capitan" Wood-Sided Reefer
- "The Chief" Wood-Sided Reefer

Features:

- Operating couplers
- Opening doors
- Length: 11" (each car)
- Minimum Curve: O31

\$134.99



E



F



D



Pennsylvania Flyer 0-8-0 Steam Freight Set

A. Pennsylvania Flyer LionChief™ 0-8-0 Freight Set 6-30233

Champion of the rails, the Pennsylvania Flyer includes a remote control for easy operation and walk-around fun. A powerful 0-8-0 leads the rugged freight smoothly around a full 40" x 50" oval of FasTrack™.

Set Includes:

- 0-8-0 locomotive and tender
- Three-dome tank Car
- Boxcar
- Caboose
- Eight O36 curved FasTrack™ sections, one 10" straight FasTrack section, one FasTrack 10" wall-pack terminal section
- Wall-pack power supply
- LionChief™ remote for locomotive

Locomotive Features:

- Electric locomotive controlled by remote
- Operating headlight
- On/Off switches for smoke and sound
- RailSounds RC™ sound system with steam chuffing and background sounds, and user-activated whistle, bell, and announcements.
- Puffing Smoke
- Powerful maintenance-free motor
- Operating couplers

Rolling Stock Features:

- Operating couplers
- Opening doors on boxcar
- Metal handrails and ladders on tank car
- Caboose is illuminated

LionChief™ Remote Features:

- Forward and reverse speed control knob
- Three buttons for whistle, bell, and special freight crew announcements
- Requires three AAA alkaline batteries (not included)

Set Features:

- Set Length: 45 3/4"
- Layout Dimension: 40" x 50"
- Minimum Curve: O31


\$249.99

B. PRR Girder Bridge (NEW) 6-81432


Features:

- Metal base
- Length: 10"

\$20.99



B



A



Area 51 Alien Invasion RS-3 Diesel Set

C. Area 51 LionChief™ RS-3 Set 6-30206

Inspired by the classic sci-fi movies of the 1950s, this collectible train set is fun to operate. Remote and wall pack included.

Set Includes:

- RS-3 diesel
- Waffle-sided boxcar
- Flatcar with capsules
- Work Caboose
- Eight O36 curved FasTrack™ sections, one 10" straight FasTrack section, one FasTrack 10" wall-pack terminal section
- Wall-pack power supply
- LionChief™ remote for locomotive

Locomotive Features:

- Electric locomotive controlled by remote
- On/Off switches for smoke and sound
- RailSounds RC™ sound system with diesel revving and background sounds, horn, bell, and user-activated alien sounds
- Operating headlight
- Powerful maintenance-free motor
- Operating couplers
- Lighted interior

Rolling Stock Features:

- Operating couplers
- Opening doors on boxcar
- Removable capsules on flatcar

LionChief™ Remote Features:

- Forward and reverse speed control knob
- Three buttons for whistle, bell, and eerie alien sounds
- Requires three AAA alkaline batteries (not included)

Set Features:

- Set Length: 43"
 - Layout Dimension: 40" x 50"
 - Minimum Curve: O31
- \$249.99**

D. Alien Billboard Set 6-37853

- Includes three billboard stands and a total of six billboard images
 - Dimensions: 5 3/4" x 3 3/8" x 4 1/2"
- \$12.99**

E. Alien Ooze Single-Dome Tank Car (NEW) 6-81419

Features:

- Die-cast metal sprung trucks and operating couplers
 - Metal handrails, platform, and ladders
 - Actual "alien ooze" liquid sealed in tank car
 - Length: 10"
 - Minimum Curve: O31
- \$59.99**





Peanuts Halloween Set



A. Peanuts® Halloween LionChief™ 2-4-2 Set 6-30214

The Peanuts gang is back for some Halloween adventures! Set includes a convenient wall-pack power supply and remote.

Set Includes:

- 2-4-2 Locomotive and tender
- Two-dome tankcar
- Boxcar
- Caboose
- Eight curved O36 FasTrack™ sections, one straight 10" FasTrack section, one 10" FasTrack wall-pack terminal section
- Wall-pack power supply
- LionChief™ remote for locomotive

Locomotive Features:

- Electric locomotive controlled by remote
- Chuffing sounds in sync with speed of the locomotive
- Clanging bell and whistle sounds
- Special Halloween sounds
- RailSounds RC™ sound system with steam chuffing and background sounds, whistle and bell
- Operating headlight
- Puffing smoke unit
- Operating coupler on rear of tender
- Powerful maintenance-free motor
- Traction tire
- Die-cast metal locomotive body
- Recommended 10-car limit for 2-4-2 remote engines

Rolling Stock Features:

- Operating couplers
- Opening doors on boxcar

LionChief™ Remote Features:

- Forward and reverse speed control knob
- Three buttons for whistle, bell, and special announcements
- Requires three AAA alkaline batteries (not included)

Set Features:

- Set Length: 43"
- Layout Dimension: 40" x 50"
- Minimum Curve: O31

\$299.99

B. Peanuts Figure Pack 6-37159

All your favorite characters are here to help you enjoy the Christmas season.

Features:


- Set of five 'Peanuts' figures
 - Average Height: Estimated 2"
- \$29.99**

C. Peanuts Animated Trick or Treat Chase Gondola (NEW) 6-37082

Linus and Lucy figures chase each other around and around on this Peanuts animated gondola with all-new figures!

Features:

- Die-cast metal trucks and operating couplers
 - Stamped metal frame
 - Motor driven chasing action
- \$69.99**



B



A

©Peanuts Worldwide LLC



Pennsylvania Broadway Limited Set

D. Pennsylvania LionChief™ O-8-O Broadway Limited (NEW) **6-81259**

Take your passengers from New York City to blustery Chicago on Pennsylvania's premier passenger train, the Broadway Limited!

Set Includes:

- PRR O-8-O locomotive
- PRR Baby Madison Coach "Fredericktown"
- PRR Baby Madison Coach "Strabo"
- PRR Baby Madison Observation Car "Pitcairn"
- Eight Curved O36 FasTrack™ track sections, three 10" Straight FasTrack sections, one 10" FasTrack wall-pack terminal section
- Wall-pack power supply
- LionChief™ remote for locomotive

Locomotive Features:

- Electric locomotive controlled by remote
- Operating headlight
- Puffing smoke
- On/off switches for smoke and sound
- RailSounds RC™ sound system with steam chuffing and background sounds, and user-activated whistle, bell, and announcements.
- Chuffing sounds in sync with speed of locomotive
- Die-cast operating coupler on front of locomotive
- Operating coupler on rear of tender
- Powerful maintenance-free motor
- Traction tires
- Die-cast metal locomotive body and frame
- Upgraded drive rod assembly
- Silver metal rims on drive wheels
- Engineer and fireman figures

Rolling Stock Features:

- Die-cast metal six-wheel trucks
- Silhouette figures in windows
- Operating couplers
- Lighted interiors

LionChief™ Remote Features:

- Forward and reverse speed control knob
- Three buttons for whistle, bell, and special announcements
- Requires three AAA alkaline batteries (not included)

Set Features:

- Length: 43"
- Layout Dimensions: 40" x 60"
- Minimum Curve: O31

\$369.99

E. Pennsylvania "Broadway Limited" Add-on Baggage Car (NEW) **6-81462**

Features:

- Die-cast metal six-wheel trucks
- Operating couplers
- Interior illumination
- Length: 14 5/8"
- Minimum Curve: O31

\$69.99

F. Pennsylvania Station Platform (NEW) **6-81434**

Features:

- Two frosted light bulbs
- Decorated billboards on fence
- Dimensions: 12" x 3 3/8" x 5"


\$22.99



F



E



D



THE POLAR EXPRESS™

Fitted with the new LionChief™ Remote Control system by Lionel, engineers young and old have complete control over their Polar Express trains by an easy-to-use remote. You'll feel a difference in the smooth operation of the Berkshire locomotive, and hear more realism in the locomotive sounds. In addition to the famous "All Aboard!" announcement of the Polar Express conductor, you'll also get a brand new "Tickets Please" announcement that's only available in the LionChief remote control version of the train set.

Sets Include:

- 2-8-4 locomotive and tender
- 2 coach cars
- Observation car
- Four Articulated movie characters
- Eight Curved O36 FasTrack™ track sections, three 10" Straight FasTrack sections, one FasTrack 10" wall-pack terminal section
- Wall-pack power supply
- LionChief remote
- Bell

Locomotive Features:

- Electric locomotive controlled by remote
- Official "All aboard the Polar Express" and "Tickets Please" movie sound clip
- On/Off switches for smoke and sound
- RailSounds RC™ sound system with steam chuffing and engine background sounds, whistle, bell, and user-activated announcements.
- Operating headlight
- Puffing smoke unit
- Operating coupler on rear of tender
- Powerful maintenance-free motor
- Two traction tires
- Die-cast metal locomotive body
- Large pilot and headlight lens shield

Passenger Cars Feature:

- Interior lighting
- Decorated drumhead on observation car
- Rounded observation platform
- Silhouettes in window

LionChief™ Remote Features:

- Forward and reverse speed control knob
- Three buttons for whistle sound, bell, and special announcements
- Requires three AAA alkaline batteries (not included)

Sets Features:

- Length: 63 3/8"
- Layout Dimensions: 40" x 60"
- Minimum Curve: O31

A. 10th Anniversary The Polar Express LionChief Set (NEW) 6-81101

Limited Edition

Special 10th Anniversary Features:

- Special decoration to commemorate the 10th Anniversary
- Special 10th Anniversary user activated announcements
- Separately applied metal handrails
- Includes The Polar Express girder bridge

\$399.99

B. The Polar Express LionChief Set 6-30218

\$399.99



THE POLAR EXPRESS and all related characters and elements are trademarks of and ©Warner Bros. Entertainment Inc.
(s14)



Separately Applied
Metal Handrails
on 10th
Anniversary Set

Includes
The Polar
Express
Girder
Bridge

10th Anniversary
Decoration on
Locomotive and
Cars



Jersey Central Passenger Set

A. CNJ Passenger LionChief RTR Set (NEW) 6-81263

Set Includes:

- RS-3 Diesel
- "Paterson" Coach
- "Jersey City" Coach
- "Newark" Coach
- Eight Curved O36 FasTrack™ track sections, Three 10" Straight FasTrack sections, one 10" FasTrack wall-pack terminal section
- Wall-pack power supply
- LionChief remote

Locomotive Features:

- RS-3 locomotive with remote
- On/off switch for sound
- RailSounds RCT™ sound system with diesel revving and background sounds, horn, bell, and user-activated announcements
- Operating headlight
- Powerful maintenance-free motor
- Operating couplers
- Lighted cab interior

Passenger Car Features:

- Operating couplers
- Interior illumination
- Silhouettes in windows

LionChief™ Remote Features:

- Forward and reverse speed control knob
- Three buttons for whistle sound, bell, and special passenger announcements
- Requires three AAA alkaline batteries (not included)

Set Features:

- Length: 63 3/8"
- Layout Dimensions: 40" x 60"
- Minimum Curve: O31

\$369.99

B. CNJ Water Tower (NEW) 6-81463

- Height 13"


\$30.99

C. CNJ "Montclair" Add-On Passenger Car (NEW) 6-81464

Features:

- Operating couplers
- Interior illumination
- Silhouettes in windows
- Length: 13 1/4"
- Minimum Curve: O31


\$59.99



B



A



C





Albert Hall European Set

A. "Albert Hall" LionChief 4-6-0 European Set (NEW) **6-81279**

Originally built in 1931, #4983 "Albert Hall" is back in service on the Great Western Railway. Dressed in the classic green livery of GWR, this Hall Class 4-6-0 locomotive pulls three passenger cars decorated in the popular chocolate brown and cream colors of Great Western.

Set Includes:

- 4-6-0 Locomotive #4983
- 3 Coach cars
- Eight curved O36 FasTrack™ sections, three 10" straight FasTrack sections, one 10" FasTrack wall-pack terminal section
- Wall-pack power supply
- LionChief remote

Locomotive Features:

- Electric locomotive controlled by remote
- Operating headlight
- Puffing smoke
- On/off switches for smoke and sound
- RailSounds RC™ sound system with steam chuffing and background sounds, whistle, bell, and user-activated announcements
- Chuffing sounds in sync with speed of locomotive
- Operating coupler on rear of tender
- Powerful maintenance-free motor
- Cab window "glass"
- Two traction tires
- Die-cast metal locomotive body and frame on tender
- Separately applied marker lamps, driver linkage, brake stands, coupler air lines, and buffers

Passenger Car Features:

- Interior illumination
- Die-cast metal trucks and operating couplers
- Soft molded diaphragms between cars

LionChief™ Remote Features:

- Forward and reverse speed control knob
- Three buttons for whistle sound, bell, and special passenger announcements
- Requires three AAA alkaline batteries (not included)

Set Features:

- Length: 63"
- Layout Dimensions: 40" x 60"
- Minimum Curve: O31

\$399.99

B. Great Western Add-on Passenger Car 2-Pack (NEW) **6-81729**

Pack Includes:

- Coach car
- Combination car

Passenger Car Features:

- Die-cast metal trucks
 - Operating couplers
 - Silhouettes in windows
 - Interior illumination
 - Soft molded diaphragms between cars
- \$129.99**

**ALL
NEW
ITEMS!**



B





Western Union Telegraph Freight Set

A. Western Union Telegraph LionChief General Freight Set (NEW) **6-81264**

Roll back the clock to the 19th century with this new Lionel set led by a General-style steam locomotive and wood-burning tender. Dressed ornately under the Western Union Telegraph banner, the famous Lionel 4-4-0 General is now upgraded to the LionChief remote control system. This ready-to-run set includes handsome 19th-century cars, a remote control, and a wall-pack power supply that connects easily to the included track.

Set Includes:

- 4-4-0 General Style Locomotive
- Baggage car
- Flatcar with load
- Flatcar with vats
- Eight curved 036 FasTrack™ sections, three 10" straight FasTrack sections, one 10" FasTrack wall-pack terminal section
- Wall-pack power supply
- LionChief remote

Locomotive Features:

- Electric locomotive controlled by remote
- Operating headlight
- Puffing smoke
- On/off switches for smoke and sound
- RailSounds RC™ sound system with steam chuffing and background sounds, whistle, bell, and user-activated announcements
- Chuffing sounds in sync with speed of locomotive
- Die-cast archbar style trucks on tender
- Operating coupler on rear of tender
- Powerful maintenance-free motor
- Two traction tires
- Separately applied details including bell, handrails, and headlamp

Rolling Stock Features:

- Die-cast archbar-style trucks with operating couplers
- Interior illumination in baggage car
- Removable load and vats on flatcars

LionChief™ Remote Features:

- Forward and reverse speed control knob
- Three buttons for whistle sound, bell, and special freight crew announcements
- Requires three AAA alkaline batteries (not included)

Set Features:

- Length: 48 ¼"
- Layout Dimensions: 40" x 60"
- Minimum Curve: 031

\$369.99

B. Western Union Handcar (NEW) **6-81440**

Features:

- Powerful maintenance-free motor
- Traction tires
- Runs in one direction only
- Length: 4"
- Minimum Curve: 031

\$84.99

**ALL
NEW
ITEMS!**



A



B





Amtrak® FT Passenger Set

A. Amtrak LionChief™ FT Passenger Set (NEW) 6-81266

The classic FT diesel locomotive is dressed in a vintage Amtrak livery and ready for passenger service around your layout. Complete with passenger cars, a remote, a large FasTrack oval, and a wall-pack power supply, this train set comes with everything you need to get started.

Set Includes:

- FT diesel locomotive
- Two Coach cars
- Observation car
- Eight Curved O36 FasTrack™ track sections, Three 10" Straight FasTrack sections, 10" FasTrack wall-pack terminal section
- Wall-pack power supply
- LionChief remote

Locomotive Features:

- Electric locomotive controlled by remote
- On/off switch for sound
- RailSounds RC™ sound system with diesel revving and background sounds, horn, bell, and user-activated announcements
- Operating headlight
- Two powerful maintenance-free motors
- Operating couplers
- Directional headlight
- Lighted cab interior

Passenger Cars Feature:

- Die-cast metal trucks and operating couplers
- Detailed and lighted interiors
- Flexible diaphragms between cars
- Opening doors

LionChief™ Remote Features:

- Forward and reverse speed control knob
- Three buttons for whistle sound, bell, and special passenger announcements
- Requires three AAA alkaline batteries (not included)

Set Features:

- Length: 52 ½"
- Layout Dimensions: 40" x 60"
- Minimum Curve: O31

\$439.99

B. Amtrak Add-On Baggage Car (NEW) 6-81625

Features:

- Die-cast metal trucks
- Operating couplers
- Soft molded diaphragms between cars

\$84.99

C. Amtrak Water Tower (NEW) 6-81257

- Height 13"


\$34.99



B



**ALL
NEW
ITEMS!**



C



A



O-GAUGE LIONCHIEF™ SETS



DC Comics Batman™ Subway Set

Next stop: Wayne Industries! A group of BATMAN's arch nemeses has just taken over the GOTHAM CITY subway and are headed directly to the center of GOTHAM CITY to cause some havoc. BATMAN needs you to take control of this NEW BATMAN M7 LionChief Set to help restore order to the city. This M7 set allows you to escape to GOTHAM CITY with its bold graphics and innovative LionChief Remote system. The big question is: Are you up for the challenge?

A. DC Comics BATMAN M7 LionChief Set (NEW) **6-81475**

Set Includes:

- BATMAN M7 (powered)
- Two Passenger cars (non-powered)
- Eight Curved 036 FasTrack™ track sections, three 10" Straight FasTrack sections, one FasTrack10" wall-pack terminal section
- Wall-pack power supply
- LionChief remote controller

Locomotive Features:

- Electric locomotive controlled by remote
- RailSounds RC™ sound system with background sounds, and user activated horn
- Powerful maintenance-free motor
- Operating headlight
- Manually opening doors

Passenger Cars Feature:

- Manually opening doors
- Interior lighting

Remote Features:

- Forward and reverse speed control knob
- Requires three AAA alkaline batteries (not included)

Set Features:

- Layout dimensions: 40" x 60"
- Minimum Curve: 036

\$349.99

B. BATMAN M7 Add-on Pair (NEW)

(Not shown)

6-81479

Set Includes:

- Two non-powered cars
- Interior illumination
- Manually opening doors

\$139.99

ALL NEW ITEMS!

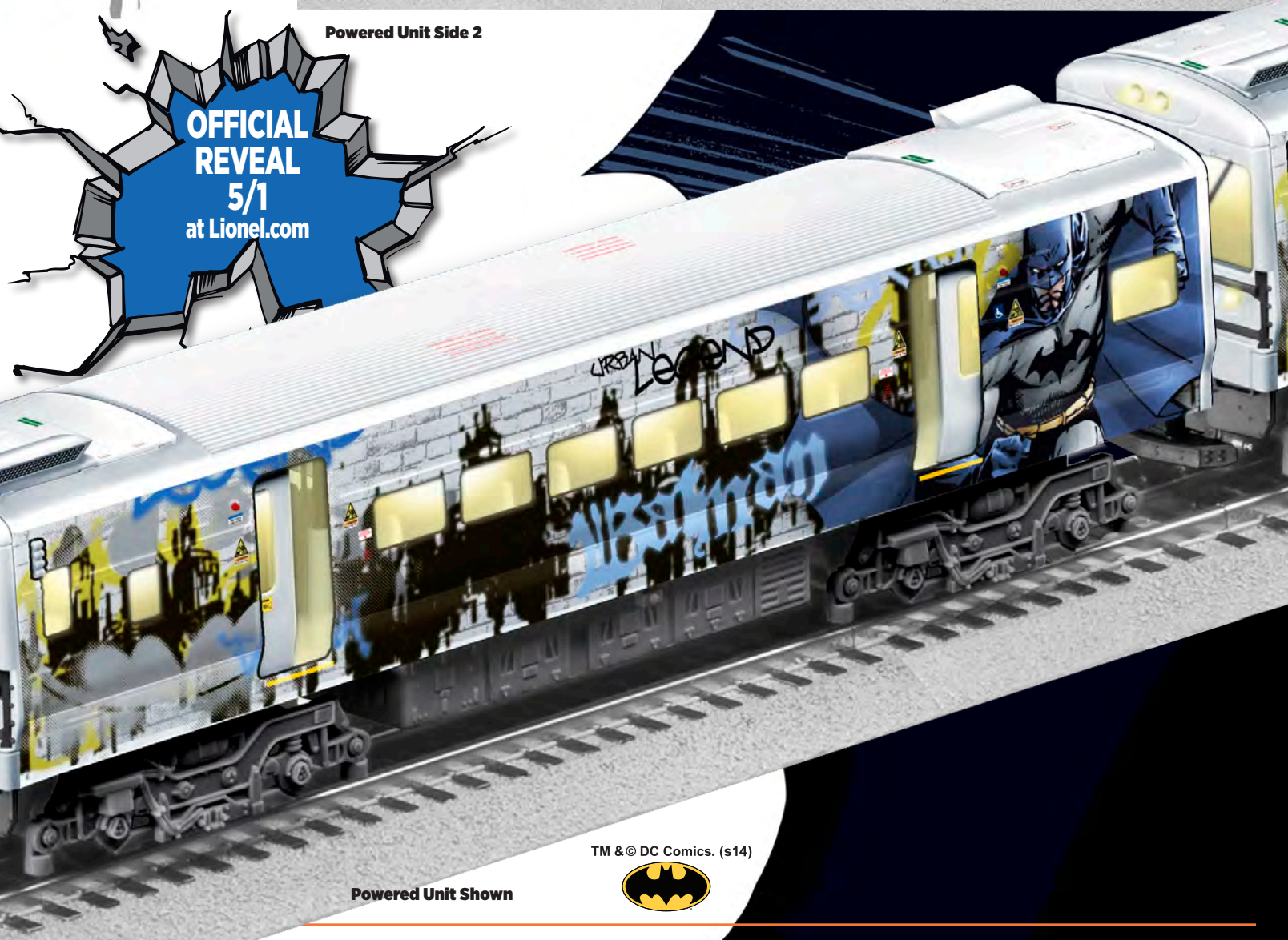


Powered Unit Side 1



Powered Unit Side 2

**OFFICIAL
REVEAL
5/1
at Lionel.com**



TM & © DC Comics. (s14)



Powered Unit Shown



2-8-2 Mikado Steam Locomotives

LionChief™ Plus 2-8-2 Mikado

First used on the Nippon Railway in Japan in 1897, the 2-8-2 class steam locomotive was nicknamed "Mikado", meaning "emperor" in Japanese. Gaining popularity in the United States before WWI, numerous 2-8-2 locos thundered across American high iron.

Locomotive Features:

- User selected operational modes: Conventional AC transformer control mode or LionChief™ wireless remote control with AC or DC power
- Odyssey® II Speed Control
- ElectroCoupler™ on rear of tender (controlled by remote only)

- Operating headlight
- Synchronized fan driven smoke
- On/off switches for sound and smoke.
- RailSounds RCT™ sound system with steam chuffing and background sounds, whistle, bell, and user-activated announcements
- Adjustable volume (controlled by remote only)
- Constant speed control to maintain a steady speed at a crawl or full speed and everything in between regardless of track conditions or load
- Flickering firebox
- Chuffing sounds in sync with speed of locomotive

- Powerful maintenance-free motor
- Die-cast metal locomotive body, frame, and trucks
- Die-cast metal tender body and trucks
- Metal frame on tender
- Engineer and fireman figures
- Traction tires
- Length: 19"
- Minimum Curve: 031

LionChief Plus Remote Features:

- Forward and reverse speed control knob
- Buttons for whistle sound, bell, special announcements, and ElectroCoupler activation
- Requires three AAA alkaline batteries (not included)

- A. 6-81296 Great Northern \$429.99 **NEW!**
B. 6-81297 Pennsylvania \$429.99 **NEW!**
C. 6-81295 Santa Fe \$429.99 **NEW!**
D. 6-81299 Chessie System \$429.99 **NEW!**

**ALL
NEW
ITEMS!**





BABY MADISON CARS

Passenger Car Features:

- Die-cast metal six-wheel trucks
- Authentically detailed interiors (excluding the baggage car)
- Flexible diaphragms between cars
- Interior illumination
- Length: 13" each car
- Minimum Curve: O31

E. 6-81739 Santa Fe 3-pack \$269.99

NEW!

F. 6-81778 Santa Fe Coach/Diner 2-pack \$179.99 **NEW!**

G. 6-81779 Santa Fe Coach/Baggage 2-pack \$179.99 **NEW!**

H. 6-81644 Chessie System 3-pack \$269.99 **NEW!**

I. 6-81768 Chessie System Coach/Diner 2-pack \$179.99 **NEW!**

J. 6-81769 Chessie System Coach/Baggage 2-pack \$179.99 **NEW!**

**ALL
NEW
ITEMS!**





4-6-2 Pacific Steam Locomotives

LionChief™ Plus 4-6-2 Pacific

Popular for their medium build and substantial pulling power, the 4-6-2 Pacific style steam locomotives were the workhorses of most railroads. Until the arrival of the diesel, the 4-6-2 Pacific was the predominant passenger locomotive in the U.S. and Canada.

Locomotive Features:

- User selected operational modes: Conventional AC transformer control mode or LionChief™ wireless remote control with AC or DC power
- Odyssey® II Speed Control
- ElectroCoupler™ on rear of tender (controlled by remote only)

- Operating headlight
- Synchronized fan driven smoke
- On/off switches for sound and smoke.
- RailSounds RCT™ sound system with steam chuffing and background sounds, whistle, bell, and user-activated announcements
- Adjustable volume (controlled by remote only)
- Constant speed control to maintain a steady speed at a crawl or full speed and everything in between regardless of track conditions or load
- Flickering firebox
- Chuffing sounds in sync with speed of locomotive
- Powerful maintenance-free motor

- Die-cast metal locomotive body, frame, and trucks
- Die-cast metal tender body and trucks
- Metal frame on tender
- Engineer and fireman figures
- Traction tires
- Length: 19"
- Minimum Curve: 031

LionChief™ Plus Remote Features:

- Forward and reverse speed control knob
- Buttons for whistle sound, bell, special announcements, and ElectroCoupler activation
- Requires three AAA alkaline batteries (not included)

- A. 6-81311 Alaska \$429.99 NEW!**
B. 6-81307 Baltimore & Ohio \$429.99 NEW!
C. 6-81309 Southern Pacific \$429.99 NEW!
D. 6-81308 Canadian Pacific \$429.99 NEW!

**ALL
NEW
ITEMS!**





BABY MADISON CARS

Passenger Car Features:

- Die-cast metal six-wheel trucks
- Authentically detailed interiors (excluding the baggage car)
- Flexible diaphragms between cars
- Interior illumination
- Length: 13" each car
- Minimum Curve: O31

E. 6-81744 Canadian Pacific
3-pack \$269.99 **NEW!**

F. 6-81783 Canadian Pacific
Coach/Diner 2-pack
\$179.99 **NEW!**

G. 6-81784 Canadian Pacific
Coach/Baggage 2-pack
\$179.99 **NEW!**

H. 6-81649 Southern Pacific 3-pack
\$269.99 **NEW!**

I. 6-81773 Southern Pacific
Coach/Diner 2-pack
\$179.99 **NEW!**

J. 6-81774 Southern Pacific
Coach/Baggage 2-pack
\$179.99 **NEW!**

**All
NEW
ITEMS!**





4-6-4 Hudson Steam Locomotives

LionChief™ Plus 4-6-4 Hudson

Made famous by the New York Central and a true Lionel classic, the celebrated 4-6-4 Hudson type is a favorite among rail fans.

Locomotive Features:

- User selected operational modes: Conventional AC transformer control mode or LionChief™ wireless remote control with AC or DC power
- Odyssey® II Speed Control
- ElectroCoupler™ on rear of tender (controlled by remote only)
- Operating headlight
- Synchronized fan driven smoke

- On/off switches for sound and smoke.
- RailSounds RC™ sound system with steam chuffing and background sounds, whistle, bell, and user-activated announcements
- Adjustable volume (controlled by remote only)
- Constant speed control to maintain a steady speed at a crawl or full speed and everything in between regardless of track conditions or load
- Flickering firebox
- Chuffing sounds in sync with speed of locomotive
- Powerful maintenance-free motor

- Die-cast metal locomotive body, frame, and trucks
- Die-cast metal tender body and trucks
- Metal frame on tender
- Engineer and fireman figures
- Traction tires
- Length: 19"
- Minimum Curve: 031

- A. 6-81303 Union Pacific \$429.99 **NEW!**
- B. 6-81304 Canadian Pacific \$429.99 **NEW!**
- C. 6-81301 New York Central \$429.99 **NEW!**
- D. 6-81302 Chesapeake & Ohio \$429.99 **NEW!**

LionChief™ Plus Remote Features:

- Forward and reverse speed control knob
- Buttons for whistle sound, bell, special announcements, and ElectroCoupler activation
- Requires three AAA alkaline batteries (not included)

**ALL
NEW
ITEMS!**





BABY MADISON CARS

- Die-cast metal six-wheel trucks
- Authentically detailed interiors (excluding the baggage car)
- Flexible diaphragms between cars
- Interior illumination
- Length: 13" each car
- Minimum Curve: 031

E. **6-81749** Pullman 3-pack
\$269.99 **NEW!**
F. **6-81763** Pullman Coach/Diner 2-pack
\$179.99 **NEW!**
G. **6-81764** Pullman Coach/Baggage
2-pack \$179.99 **NEW!**

H. **6-81654** New York Central 3-pack
\$269.99 **NEW!**
I. **6-81759** New York Central
Coach/Diner 2-pack
\$179.99 **NEW!**
J. **6-81760** New York Central
Coach/Baggage 2-pack
\$179.99 **NEW!**

**ALL
NEW
ITEMS!**





RS-3 and GP7 Diesel Locomotives

LionChief™ Plus RS-3

Typically seen hauling freight trains in yards and on regional lines, as well as in local passenger service. In the early 1950 it was a common sight on almost every railroad across the United States.

Locomotive Features:

- User selected operational modes: Conventional AC transformer control mode or LionChief™ wireless remote control with AC or DC power
- Odyssey® II speed control
- On/off switches for sound and smoke

- ElectroCouplers™ on front and rear (controlled by remote only)
- RailSounds RC™ sound system with diesel revving and background sounds, horn, bell, and user-activated announcements
- Adjustable volume (controlled by remote only)
- Operating directional headlights
- Fan-driven smoke
- Powerful maintenance-free motor
- Constant speed control for consistent speed at all speed ranges regardless of track condition or load
- Lighted interior with figures

- Die-cast metal trucks, pilot, and fuel tank
- Metal frame
- Traction tires
- Length: RS-3 14 1/2" GP7 14"
- Minimum Curve: 031

LionChief Plus Remote Features:

- Forward and reverse speed control knob
- Buttons for whistle sound, bell, and special announcements
- Requires three AAA alkaline batteries (not included)

A. **6-38778** Chicago and North Western \$329.99 **NEW!**

B. **6-38779** New York Central \$329.99 **NEW!**

C. **6-38816** Pennsylvania \$329.99 **NEW!**

D. **6-38819** Rio Grande \$329.99 **NEW!**

LionChief™ Plus GP7

Produced from 1949 to the mid-1950s, more than 2,500 EMD GP7 locomotives hauled freight near and far across the United States and Canada.

Locomotive features for the GP7's are the same as the RS-3's

E. **6-38821** Santa Fe \$329.99 **NEW!**

F. **6-38824** Northern Pacific \$329.99 **NEW!**

G. **6-38825** Union Pacific \$329.99 **NEW!**

H. **6-38827** Burlington \$329.99 **NEW!**

A



**ALL
NEW
ITEMS!**

B



C



C





**ALL
NEW
ITEMS!**


LionChief™ Track & Power

Connect the LionChief 72-Watt Wall Pack Power Supply (or the 36-Watt version found in LionChief RTR sets) directly to the the LionChief Terminal FasTrack to power any LionChief FasTrack Layout. Now you are ready to run any LionChief or LionChief Plus locomotive, with enough power to expand.

- I. **6-37110** LionChief Terminal fastrack \$8.99 **NEW!**
- J. **6-37191** LionChief 36-Watt Power Supply (2 Amp) \$35.99 **NEW!**
- K. **6-81603** LionChief 72-Watt Power Supply (4 Amp) \$54.99 **NEW!** (not shown)



I



J - K





NASCAR® Train Sets

Nascar Train Set

Calling all NASCAR® fans! Lionel offers six exciting train sets, featuring the biggest stars in motorsports. Each set is designed so fans can show their support of their favorite driver. The gondola car, for instance, holds two 1:64 scale die-cast cars of the driver's two top paint schemes. From the authentic team and sponsor decoration to the real air whistle and puffing smoke, these sets bring the speed and excitement of NASCAR to your layout!

All Sets on Pages 50-51 Include:

- 2-4-2 locomotive and tender
- Gondola
- Hopper
- Caboose
- Eight O36 curved FasTrack™ sections, three straight FasTrack sections, one FasTrack terminal section
- PowerMax transformer

Locomotive Features:

- Transformer controlled forward, neutral, and reverse operation
- Realistic air whistle in tender
- Operating headlight
- Puffing smoke unit
- Operating coupler on rear of tender
- Powerful maintenance-free motor
- Traction tire
- Die-cast metal locomotive body

Rolling Stock Features:

- Operating couplers
- Two 1:64 scale die-cast cars
- Minimum Curve: O31
- Length: Approx. 45"
- Layout dimensions: 40" x 60"

A. TX328TRAIN Dale Earnhardt® #3
\$299.99

B. T8828TRAIN Dale Earnhardt Jr.® #88
\$299.99

C. T2428TRAIN Jeff Gordon® #24
\$299.99

D. T4828TRAIN Jimmy Johnson® #48
\$299.99

E. T1828TRAIN Kyle Busch #18
\$299.99

F. T1428TRAIN Tony Stewart #14
\$299.99

A

Dale Earnhardt, Dale Earnhardt, Inc., The Intimidator and Intimidator trademarks, trade dress, names, likenesses and copyrights are used under the authorization of Dale Earnhardt, Inc. © 2012 Dale Earnhardt, Inc.

B

© 2012 Hendrick Motorsports, LLC. The name, likeness and signature of Dale Earnhardt, Jr. and the likeness of the #88 Diet Mountain Dew/ National Guard Chevrolet are used with the permission of Hendrick Motorsports, LLC and JRM Licensing LLC. Diet Mountain Dew and AMP Energy are registered trademarks of PepsiCo, Inc.

C



© 2012 HGJ Licensing, LLC. The name, likeness and signature of Jeff Gordon and the likeness of the #24 DuPont Chevrolet are used under license granted by HGJ Licensing, LLC.

D



© 2012 HGJ Licensing, LLC. The name, likeness and signature of Jimmie Johnson and the likeness of the #48 Lowe's Chevrolet are used under license granted by HGJ Licensing, LLC.

E



"Kyle Busch®", "#18®", and "M&M'S®" licensed under authority of Joe Gibbs Racing, Huntersville, NC. ©/TM M&M'S, the letter M and the M&M'S Characters are registered trademarks of Mars, Incorporated and its affiliates. Manufactured and distributed under license by Lionel® NASCAR® Collectables. © Mars, Inc. 2012. www.mms.com.

F



The Tony Stewart®, Stewart-Haas Racing™ and #14® are trademarks of Stewart-Haas Racing and are used under license. Office Depot® and the Office Depot logo are registered trademarks of The Office Club, Inc. Mobil 1, Mobil "Pegasus" and the Flying Red Horse Mobil, Mobil 1 and the Pegasus design are registered trademarks of Exxon Mobil Corporation or one of its subsidiaries.



MLB® Train Sets

MLB Berkshire Steam Sets

Set Includes:

- Berkshire locomotive and tender
- Two coaches
- One observation car
- Eight O36 curved FasTrack™ sections, three straight FasTrack sections, one FasTrack terminal section
- CW-80 Transformer

Locomotive Feature:

- Transformer controlled forward, neutral, and reverse operation
- Air whistle in tender
- Operating headlight
- Operating coupler on rear of tender
- Powerful maintenance-free motor
- Two traction tires
- Puffing smoke unit
- Die-cast metal locomotive body and frame
- Separately applied metal handrails

Passenger Car Feature:

- Interior lighting
- Decorated drumhead on Observation car

Set Feature:

- Length: 59"
- Layout dimensions: 40" x 60"
- Minimum Curve: O36

A. New York Yankees™ Steam Berkshire Set 7-12000 \$379.99

B. Philadelphia Phillies™ Steam Berkshire Set 7-12004 \$379.99

C. Chicago Cubs™ Steam Berkshire Set 7-12008 \$379.99

D. Boston Red Sox™ Steam Berkshire Set 7-12012 \$379.99

A

B





© 2014 Lionel L.L.C. Major League Baseball trademarks and copyrights are used with permission of Major League Baseball Properties, Inc. Visit MLB.com.

C



D





Canadian Pacific Passenger Set

A. Canadian National FT Passenger Set 6-30181

This northern passenger set is ready to shuttle passengers across your layout!

Set Includes:

- FT diesel
- Coach car
- Vista dome car
- Observation car
- Eight O36 curved FasTrack™ sections, three straight FasTrack sections, one FasTrack terminal section
- CW-80 Transformer

Locomotive Features:

- Transformer controlled forward, neutral, and reverse operation
- RailSounds RTR™ sound system with diesel revving, user-activated horn, bell, and crew dialog scenarios
- Operating headlights
- Operating coupler on both ends
- Traction tires

- Dual powerful maintenance-free motors
- Die-cast metal trucks and pilot
- Metal frame
- Lighted cab interior
- Engineer and conductor figures


Passenger Cars Feature:

- Die-cast metal trucks and operating couplers
- Detailed and lighted interiors
- Flexible diaphragms
- Opening doors

Set Features:

- Each item in set is individually boxed
- Set Length: 52 ½"
- Layout Dimensions: 40" x 60"
- Minimum Curve: O31

\$439.99



NS Heritage Freight Set

B. GP38 Norfolk Southern Heritage Southeast Freight Set 6-30226

Decorated in the celebrated liveries of the Norfolk Southern heritage series, this deluxe freight outfit features a GP38 with dual-motors pulling a colorful consist of rolling stock. A generous FasTrack oval and a powerful CW-80 transformer are also included in the set.

Set Includes

- GP38 diesel locomotive
- Single Dome tank Car
- Hi-cube boxcar
- 2-Bay ACF grain hopper
- Caboose
- Eight O36 curved FasTrack™ sections, three straight FasTrack sections, one FasTrack terminal section
- CW-80 Transformer

Locomotive Features

- Transformer controlled forward, neutral, and reverse operation
- RailSounds RTR™ sound system with diesel revving, user-activated horn, bell, and crew dialog scenarios
- Operating directional headlights
- Dual operating couplers
- Dual powerful maintenance-free motors
- Metal frame

Rolling Stock Features

- Operating couplers
- Die-cast metal sprung trucks (except caboose)
- Die-cast metal trucks on caboose
- Opening doors on boxcar
- Metal handrails, platform, and ladders on tankcar
- Interior lighting in caboose

Set Features

- Each item in set is individually boxed
- Set Length: 50"
- Layout Dimensions: 40" x 60"
- Minimum Curve: O27

\$409.99

C. Lackawanna NS Heritage ACF 2-Bay Hopper 6-26473

- Die-cast metal sprung trucks and operating couplers
- Length: 9 ½"
- Minimum Curve: O31

\$54.99

D. N&W NS Heritage Quad Hopper With Coal Load (NEW) 6-81435

- Die-cast metal sprung trucks and operating couplers
- Removable Coal load
- Length: 11 ¾"
- Minimum Curve: O31

\$54.99

E. Norfolk Southern Water Tower (NEW) 6-81422

- Height: 13"

\$30.99







The Black Widow Freight Set

A. Southern Pacific "Black Widow" FT Freight Set 6-30217

Dressed in the famous "Black Widow" scheme, the Southern Pacific FT hauls its freight across the desert.

Set Includes:

- FT diesel locomotive
- Steel sided reefer
- Quad hopper
- Single-dome tank car
- Bay window caboose
- Eight O36 curved FasTrack™ sections, three straight FasTrack sections, one FasTrack terminal section
- CW-80 Transformer

Locomotive Features:

- Transformer controlled forward, neutral, and reverse operation
- RailSounds RTR™ sound system with diesel revving, user-activated horn, bell, and crew dialog scenarios
- Operating headlight
- Operating coupler on both ends
- Dual powerful maintenance-free motors
- Die-cast metal trucks and pilot
- Metal frame
- Lighted cab interior
- Engineer and conductor figures

Rolling Stock Features:

- Operating couplers
- Die-cast metal sprung trucks (except caboose)
- Die-cast metal trucks on caboose
- Metal handrails, platform, and ladders on tank car.
- Removable coal load insert on hopper
- Detailed lighted interior in caboose

Set Features:

- Each car in set is individually boxed
- Set Length: Approx. 55"
- Layout Dimensions: 40" x 60"
- Minimum Curve: O31

\$439.99

B. "Black Widow" Hi-Cube Boxcar 6-25946

- Opening doors
- Operating couplers
- Length: 11 1/4"
- Minimum Curve: O27

\$44.99

C. Southern Pacific Flatcar with two Piggybacks (NEW) 6-81465

- Die-cast metal sprung trucks and operating couplers
- 2 Removable trailers
- Metal bracket on flatcar
- Length: 11"
- Minimum Curve: O27

\$69.99

A



BNSF Maxi-Stack Freight Set

D. BNSF GP38 Maxi Stack Freight Set 6-30211

Well cars known as "Maxi-Stacks" were specially designed to carry intermodal containers on the rails. BNSF is one modern railroad known for its extensive intermodal hauling. The add-on Maxi Stack pair will make your train even more enjoyable with added realism!

Set Includes:

- GP38 Diesel
- Maxi-Stack Pair
- Maxi-Stack Pair
- Extended Vision Caboose
- Eight O36 curved FasTrack™ sections, three straight FasTrack sections, one FasTrack terminal section
- CW-80 Transformer

Locomotive Features:

- Transformer controlled forward, neutral, and reverse operation
- RailSounds RTR™ sound system with diesel revving, user-activated horn, bell, and crew dialog scenarios
- Operating headlight
- Dual operating couplers
- Die-cast pilot and fuel tank

- Dual powerful maintenance-free motors
- Metal frame
- Lighted cab interior

Rolling Stock Features:

- Maxi-Stack pairs include two removable molded containers per car
- Maxi-Stack pairs feature durable plastic trucks with operating couplers and metal brake wheels
- Caboose features interior illumination

Set Features:

- Each item in set is individually boxed
- Set Length: 70"
- Layout Dimension: 40" x 60"
- Minimum Curve: O31

\$439.99

E. Intermodal Container 4-Pack (NEW) 6-81436

Switch out the containers in your set with this new add-on pack of containers, or set them on the side of your layout to create your own intermodal container yard!

- Four plastic containers

\$42.99

F. Burlington Northern Maxi-Stack Pair (NEW) 6-81466

- Die-cast metal trucks and operating couplers
- Two removable molded containers per car
- Length: 26 1/2" (two cars)
- Minimum Curve: O31

\$124.99

D







Medal Of Honor Set

A. Medal of Honor General Transformer Set 6-30225

An American Hero

The first recipients of the Medal of Honor were awarded for their heroic service during the US Civil War. This set honors the very first recipient of the award, Jacob Parrot, who participated in the capture of a Confederate locomotive.

Set Includes

- General-style locomotive and tender
- Truss-rod flatcar with cannonballs
- Truss-rod flatcar with cannons
- Truss-rod passenger car
- Eight 036 curved FasTrack™ sections, three straight FasTrack sections, one FasTrack terminal section
- CW-80 Transformer

Locomotive Features

- Transformer controlled forward, neutral, and reverse operation
- RailSounds RTR sound system in tender with steam chuffing, whistle, and bell
- Operating headlight
- Operating coupler on rear of tender
- Maintenance-free powerful motor
- Two traction tires
- Puffing smoke unit

Rolling Stock Features

- Die-cast archbar-style trucks with operating couplers
- Removable cannon load on flatcar

Set Features

- All items individually boxed
 - Length: 48 1/4"
 - Layout Dimensions: 40" x 60"
 - Minimum Curve: 031
- \$429.99**



Grand Central Express Set

D. Grand Central FT Passenger Set 6-30195

One of America's greatest transportation hubs and one of New York City's most iconic buildings, Grand Central Terminal is a national institution and an international example of giving new life to a historic building that otherwise would have been destroyed. Over the course of its colorful, tumultuous, 100-year history, Grand Central has become a destination for commuters, visitors and residents alike.

As it celebrated its Centennial in 2013, Grand Central Terminal stands today as one of New York City's most famous landmarks. But more than a landmark, Grand Central Terminal serves as the irreplaceable heart of New York's integrated (and integral) transportation system – the thing that keeps the city itself running.

Set Includes:

- FT diesel locomotive
- Two coach cars
- Observation car
- Eight 036 curved FasTrack™ sections, three straight FasTrack sections, one FasTrack terminal section
- CW-80 Transformer

Locomotive Features:

- Transformer controlled forward, neutral, and reverse operation
- RailSounds RTR™ sound system with diesel revving, user-activated horn, bell, and crew dialog scenarios
- Operating headlights
- Operating coupler on both ends
- Traction tires
- Dual powerful maintenance-free motors
- Die-cast metal trucks and pilot
- Metal frame
- Lighted cab interior
- Engineer and conductor figures

Passenger Cars Feature:

- Die-cast metal trucks and operating couplers
- Detailed and lighted interiors
- Flexible diaphragms
- Opening doors

Set Features:

- Each item in set is individually boxed
 - Set Length: 52 1/2"
 - Layout Dimensions: 40" x 60"
 - Minimum Curve: 031
- \$479.99**



**OFFICIALLY
LICENSED**





MEDAL OF HONOR TRAIN SET

U.S. MILITARY R.R.



GRAND CENTRAL

100 YEARS

Enhance your layout
with a Limited Edition Grand Central
Terminal



Item
6-37195



EAST TO WEST FREIGHT EXPRESS SETS

Full steam ahead from Maine to Michigan, Colorado to California! Locomotives are departing the train yards pulling every kind of freight imaginable to destinations all across our country. New in 2014, Lionel introduces six special Freight Express sets, each featuring a colorful array of collectible freight cars that spotlight a unique region of the U.S. Pulled by a rugged steam locomotive or diesel, operate these trains on your existing track layout with any AC transformer. Check out all of the new “East to West” Freight Express sets found on pages 60-65.

Marquette Freight GP38 Set

A. Marquette Freight GP38 Set (NEW) 6-81028

The Marquette served customers in Western Michigan from 2005 to 2012. The lines were once part of the Pere Marquette and after being rejuvenated through excellent service, the shortline was purchased after just seven years of independent operation. From the sharp, modern look of the

Marquette GP38 to classic paint schemes and railroads of bygone eras, this set brings together a unique assortment of cars that will stand out on any layout or in any collection.

Set Includes:

- “Pere Marquette” GP38 diesel locomotive
- AT&SF flatcar with two piggyback trailers
- Pere Marquette gondola with two cable reels

- Rock Island single-dome tank car
- Marquette extended vision caboose
- All items are individually boxed in set

Locomotive Features:

- Transformer controlled forward, neutral, and reverse operation
- RailSounds RTR™ sound system with diesel revving, user-activated horn, bell, and crew dialog scenarios with battery backup!

- Operating directional headlights
- Operating coupler on both ends
- Dual powerful maintenance-free motors
- Metal frame and handrails
- Traction tires

Rolling Stock Features:

- Die-cast metal sprung trucks, except caboose
- Die-cast metal trucks on the caboose
- Operating couplers



CNW Windy City GP38 Set

B. CNW Windy City GP38 Set (NEW) 6-81029

Serving the Midwest as briskly as the winds off of Lake Michigan, the Chicago and Northwestern profited from a region rich in natural resources and finished goods of all kinds. Bring one of the busiest mainlines of mid-America home with this exciting set! Four State Police cars are parked in the metal auto-loader rack, and an Illinois Terminal quad hopper is filled to the brim

with coal. The sleek yellow and green paint scheme of C&NW is boldly spotlighted on the GP38 diesel, unibody tank car, and on a bay window caboose that proudly displays the American flag.

Set Includes:

- C&NW GP38
- C&NW Unibody tank car
- C&NW Evan auto loader with 4 automobiles
- Illinois Terminal quad hopper with coal load
- C&NW Bay window caboose
- All items are individually boxed in set

Locomotive Features:

- Transformer controlled forward, neutral, and reverse operation
- RailSounds RTR™ sound system with diesel revving, user-activated horn, bell, and crew dialog scenarios with battery backup!
- Operating directional headlights
- Operating coupler on both ends
- Dual powerful maintenance-free motors
- Metal frame and handrails

- Traction tires
- Equipped with durable plastic trucks

Rolling Stock Features:

- Die-cast metal sprung trucks, except caboose
- Die-cast metal trucks on the caboose
- Operating couplers
- Die-cast metal platforms, ends, and air cylinders on tankcar
- Stamped metal auto loader framework



**Premium Sets that are only available at
Lionel Value Added Dealer locations.**

- Two removable trailers on flatcar
- Two removable cable reels in gondola
- Metal handrails, platform, and ladders on tankcar
- Metal frame on caboose
- Interior lighting in caboose
- Minimum Curve: 027

\$429.99



- Removable automobiles on auto loader
- Stamped metal ends on hopper
- Removable molded coal load in hopper
- Metal frame on caboose
- Interior lighting in caboose
- Minimum Curve: 027

\$399.99





Jersey Central Yard Boss 0-4-0 Set

B. Jersey Central Yard Boss 0-4-0 Set (NEW) 6-81023

The Jersey Central Yard Boss set is ready for anything and brimmed with equipment you'd find in the Central of New Jersey's many rail yards. From switching freight to local deliveries to occasional work train — the 0-4-0 took care of any job the railroad required. This Yard Boss is packed for action with an operating crane with a hook and boom that can lower and raise, and a cab that rotates on the flatcar base. Pick up the metal wheel load that rests on the matching flatcar, or

slide the metal door open on the reefer control panel on one side of the car. The Jersey caboose with underframe boxes boasts a metal frame, ladders, and smokestack.

Set Includes:

- CNJ 0-4-0 steam locomotive and tender
- Mechanical reefer
- CNJ flatcar with wheel load
- CNJ six-wheel crane car
- CNJ square window caboose
- All items are individually boxed in set

Locomotive Features:

- Transformer controlled forward, neutral, and reverse operation

- RailSounds RC™ sound system with steam chuffing and background sounds, and user-activated whistle, bell, and crew dialog scenarios with battery backup!
- Powerful, maintenance-free motor
- Die-cast locomotive body and stamped metal frame
- Traction tires
- Puffing smoke unit
- Die-cast metal tender trucks
- Plastic tender frame
- Operating headlight
- Front and rear operating couplers

Rolling Stock Features:

- Die-cast metal sprung trucks, except caboose and crane car
- Die-cast metal trucks on the caboose and crane car
- Operating couplers
- Opening doors and sliding metal door reveals control panel on reefer
- Eight pairs of removable metal wheels and wheel support on deck of flatcar



Boston & Maine Paul Revere GP9 Set

B. Boston & Maine Paul Revere GP9 Set (NEW) 6-81021

Just a few miles removed from the world's busiest metropolitan corridors, the Boston and Maine's many bucolic branch lines came alive with the daily passage of the local train. Inbound raw materials and outbound loads from New England's many small industries kept these iron horse couriers busy at all hours. With a GP-9 in the famous blue of B&M leading the pack, this eastern region set includes a very special State of Maine aquarium car that transports lobsters by rail!

Set Includes:

- B&M GP9 diesel
- B&M 6464 boxcar
- B&M quad hopper with coal load
- BAR animated aquarium car
- B&M porthole caboose
- All items are individually boxed in set

Locomotive Features:

- Transformer controlled forward, neutral, and reverse operation
- RailSounds RTR™ sound system with diesel revving, user-activated horn, bell, and crew dialog scenarios with battery backup!

- Powerful maintenance-free motor
- Operating headlights
- Operating couplers on front and rear
- Metal frame and handrails
- Die-cast metal trucks
- Traction tires
- Interior illumination
- Dynamic brake hatch on roof

Rolling Stock Features:

- Die-cast metal sprung trucks, except caboose and aquarium car
- Die-cast metal trucks on the caboose and aquarium car

- Operating couplers
- Opening doors on boxcar
- Metal frame on boxcar
- Stamped metal ends on hopper
- Removable molded coal load in hopper
- Lobster decoration on motorized interior belt appear to swim inside aquarium car
- Interior lighting in aquarium car
- Metal frame on caboose
- Interior lighting in caboose
- Minimum Curve: 031

\$ 499.99



- Manual rotating cab and manual operating boom and hook on crane car
 - Metal frame on caboose
 - Interior lighting in caboose
 - Minimum Curve: 027
- \$ 499.99**

**Premium Sets that are only available at
Lionel Value Added Dealer locations.**





Union Pacific Gold Coast Flyer Set

A. Union Pacific Gold Coast 0-8-0 Flyer Set (NEW) 6-81030

From Omaha's "Gold Coast" this Union Pacific freight hauls goods bound for any coast — or places in between. This long and mixed consist is sure to please the investors and shareholders.

In the famous Greyhound scheme of the Union Pacific, this handsome 0-8-0 is trailed by a rounded Vanderbilt-style tender and four colorful freight cars. A special flatcar with Piggyback trailers in the orange,

tan, and blue of Lionel joins the Gold Coast Flyer on its fast paced journey through the west.

Set Includes:

- UP 0-8-0 steam locomotive with Vanderbilt-style tender
- Hazardous waste single-dome tank car
- D&RGW bi-level stock car
- Lionel flatcar with two removable piggyback trailers
- UP square window caboose
- All items are individually boxed in set

Locomotive Features:

- Transformer controlled forward, neutral, and reverse operation
- RailSounds RC™ sound system with steam chuffing and background sounds, and user-activated whistle, , bell, and crew dialog scenarios with battery backup!
- Operating headlight
- Puffing smoke unit
- Die-cast operating coupler on front of locomotive
- Round Vanderbilt-style tender with die-cast metal trucks
- Operating coupler on rear of tender

- Powerful maintenance-free motor
- Traction tires
- Die-cast metal locomotive body and frame
- Upgraded drive rod assembly
- Silver metal rims on drive wheels
- Engineer and fireman figures

Rolling Stock Features:

- Die-cast metal sprung trucks, except caboose
- Die-cast metal trucks on the caboose
- Operating couplers



Pocono Berkshire Set

B. Pocono Berkshire Set (NEW) 6-81025

From the beautiful but challenging Pocono Mountains of Pennsylvania to the urban canyons of northern New Jersey, the Delaware, Lackawanna and Western always maintained a reputation for quality and a character all its own. This set spotlights a one of a kind Lackawanna County Wildlife Reserve car that transports bears to a new location, and a quad hopper in famous "Blue Coal" colors. Even Miss Phoebe Snow herself would be proud of this new freight train!

Set Includes:

- Lackawanna 2-8-4 Berkshire Jr locomotive and tender
- Anthracite Blue Coal quad hopper
- Erie Lackawanna Reserve mint car
- Lackawanna wood-sided reefer
- Lackawanna extended vision caboose
- All items are individually boxed in set

Locomotive Features:

- Transformer controlled forward, neutral, and reverse operation
- RailSounds RC™ sound system with steam chuffing and background sounds, and user-activated whistle, , bell, and crew dialog scenarios with battery backup!

- Die-cast metal locomotive body, frame, trucks, and tender body
- Stamped metal frame on tender
- Operating headlight
- Operating coupler on rear of tender
- Powerful maintenance-free motor with momentum flywheel
- Traction tires
- Puffing smoke
- Engineer and fireman figures

Rolling Stock Features:

- Die-cast metal sprung trucks, except caboose
- Die-cast metal trucks on the caboose
- Operating couplers
- Stamped metal ends on hopper
- Removable molded coal load in hopper
- Metal frame and bear imagery on two inserts inside mint car
- Opening doors on reefer
- Metal frame on caboose
- Interior lighting and lighted lanterns on caboose
- Minimum Curve: 036

\$ 479.99



**Premium Sets that are only available at
Lionel Value Added Dealer locations.**

- Two removable trailers on flatcar
 - Metal handrails, platform, and ladders on tankcar
 - Metal frame on stock car
 - Interior illumination in caboose
 - Metal frame, ladders, and smokestack on caboose
 - Minimum Curve: 031
- \$ 429.99**



A



B





POSTWAR-INSPIRED FREIGHT CARS -MADE IN THE USA!

Select boxcars, tank cars, and flatcars by Lionel are now manufactured in America! It's the perfect time to revisit some classic paint schemes from Lionel's Postwar era.

These special freight cars get their inspiration from the original 6464-series of Lionel boxcars, with classic decoration applied to U.S. made flatcars and tank cars in addition to the boxcars. Postwar favorites including Pennsylvania, Great Northern, Timken, and Santa Fe are all featured in our expanding line of Lionel freight cars made in the USA!

Rolling Stock on Pages 66-69 Feature:

- Made in USA of US and Imported Parts
- Die-cast metal sprung trucks and operating couplers
- Opening doors on boxcars
- Metal frame and brake wheel on boxcars
- Metal handrails, platform, and ladders on tank cars
- Removable load on flatcar decks
- Minimum Curve: 027 on all
- Length: 10 1/2" (boxcars)
10" (tank cars)
11" (flatcars)

A. PRR Boxcar (NEW) 6-81195

\$64.99

B. PRR Tank Car (NEW) 6-81199

\$64.99

C. PRR Flatcar (NEW) 6-81203

\$64.99

D. Santa Fe Boxcar (NEW) 6-81197

\$64.99

E. Santa Fe Tank Car (NEW) 6-81202

\$64.99

F. Santa Fe Flatcar (NEW) 6-81204

\$64.99



**Made in USA of US
and Imported Parts**

d



ALL
NEW
ITEMS!

e



f





O-GAUGE ROLLING STOCK

A. Great Northern Boxcar
(NEW)
6-81198
\$64.99

B. Great Northern Tank Car
(NEW)
6-81201
\$64.99

C. Great Northern Flatcar
(NEW)
6-81206
\$64.99

D. Timken Boxcar (NEW)
6-81196
\$64.99

E. Timken Tank Car (NEW)
6-81200
\$64.99

F. Timken Flatcar (NEW)
6-81205
\$64.99

SEE PAGE
66 FOR
FEATURES



**Made in USA of US
and Imported Parts**



**ALL
NEW
ITEMS!**

D



E



F





Presidential Series Boxcars

Presidential Series Boxcars

The celebration of Lionel's renowned manufacturing tradition on American shores continues! Lionel announces the next four presidents in the series that launched the return to US manufacturing.

All Boxcars Shown Feature:

- Made in USA of US and Imported Parts
- Die-cast metal sprung trucks and operating couplers
- Opening boxcar doors
- Metal frame and metal brake wheel
- Presidential image and historical biography
- Length: 10 1/2"
- Minimum Curve: 027

A. Ronald Reagan (NEW)

6-81487
\$64.99

B. Andrew Jackson (NEW)

6-81488
\$64.99

C. Warren G. Harding (NEW)

6-81489
\$64.99

D. Dwight D. Eisenhower (NEW)

6-81490
\$64.99

E. John Adams

6-25930

F. Calvin Coolidge

6-25932

G. Andrew Johnson

6-25931

H. Harry S. Truman

6-25933
\$64.99



E



Made in USA of US
and Imported Parts

F



G



F





MLB® National League Boxcars

MLB® Boxcars

Lionel is excited to celebrate "America's Favorite Pastime" by offering a complete collection of *Major League Baseball™* Boxcars! Like the history of Lionel, baseball has a history rich in tradition, full of character, and has given many of us something to be passionate about. So if you are a baseball fanatic or train enthusiast, don't hesitate to get your favorite team today. These are sure to be a home run!

All Boxcars Shown on Pages 76-79

Feature:

- Made in USA of US and Imported Parts
- Die-cast metal sprung trucks and operating couplers
- Opening boxcar doors
- Accurate team decoration
- Metal frame and metal break wheel
- Dimensions: Length: 10 1/2"
- Minimum Curve: 027

National League

A. Arizona Diamondbacks™ (NEW)
6-81940 \$69.99

B. Atlanta Braves™ (NEW)
6-81921 \$69.99

C. Chicago Cubs™ (NEW)
6-81925 \$69.99

D. Cincinnati Reds™ (NEW)
6-81918 \$69.99

E. Colorado Rockies™ (NEW)
6-81936 \$69.99

F. Los Angeles Dodgers™ (NEW)
6-81917 \$69.99

G. Miami Marlins™ (NEW)
6-81930 \$69.99

H. Milwaukee Brewers™ (NEW)
6-81934 \$69.99

I. New York Mets™ (NEW)
6-81928 \$69.99

J. Philadelphia Phillies™ (NEW)
6-81926 \$69.99

K. Pittsburgh Pirates™ (NEW)
6-81932 \$69.99

L. San Diego Padres™ (NEW)
6-81919 \$69.99

M. San Francisco Giants™ (NEW)
6-81915 \$69.99

N. St. Louis Cardinals™ (NEW)
6-81913 \$69.99

O. Washington Nationals™ (NEW)
6-81939 \$69.99



ALL
NEW
ITEMS!

G



H



I



J



K



L



M



N



O



Major League Baseball trademarks and copyrights are used with permission of Major League Baseball Properties, Inc. Visit MLB.com



Made in USA of US
and Imported Parts

MLB® American League Boxcars

American League

A. Baltimore Orioles™ (NEW)
6-81922 \$69.99

B. Boston Red Sox™ (NEW)
6-81916 \$69.99

C. Chicago White Sox™ (NEW)
6-81924 \$69.99

D. Cleveland Indians™ (NEW)
6-81927 \$69.99

E. Detroit Tigers™ (NEW)
6-81920 \$69.99

F. Houston Astros™ (NEW)
6-81935 \$69.99

G. Kansas City Royals™ (NEW)
6-81941 \$69.99

H. Angels Baseball™ (NEW)
6-81931 \$69.99

I. Minnesota Twins™ (NEW)
6-81923 \$69.99

J. New York Yankees™ (NEW)
6-81912 \$69.99

K. Oakland Athletics™ (NEW)
6-81914 \$69.99

L. Seattle Mariners™ (NEW)
6-81938 \$69.99

M. Tampa Bay Rays™ (NEW)
6-81937 \$69.99

N. Texas Rangers™ (NEW)
6-81933 \$69.99

O. Toronto Blue Jays™ (NEW)
6-81929 \$69.99



ALL
NEW
ITEMS!

G



H



I



J



K



L



M



N



O



Major League Baseball trademarks and copyrights are used with permission of Major League Baseball Properties, Inc. Visit MLB.com



U.S. Made: Armed Forces

Armed Forces Collection

Lionel honors the men and women of the U.S. Armed Forces! For each branch of the service, a specially decorated boxcar, flatcar, and tankcar are available. The single-dome tankcar and flatcar with load join the US made rolling stock roster!

Armed Forces Rolling Stock on Pages 80-83

Features:

- Made in USA of US and Imported Parts
- Die-cast metal sprung trucks and operating couplers
- Opening doors on boxcars
- Metal frame and brake wheel on boxcars
- Metal handrails, platform, and ladders on tank cars
- Removable load on flatcar decks
- Length: 10 1/2" (boxcars)
11" (flatcars)
10" (tank cars)

Army

A. US Made Boxcar 6-29994 \$64.99

B. US Made Flatcar 6-39391 \$64.99

C. US Made Tank Car 6-39399 \$64.99

Navy

D. US Made Boxcar 6-29995 \$64.99

E. US Made Flatcar 6-39392 \$64.99

F. US Made Tank Car 6-39385 \$64.99

Marines

G. US Made Boxcar 6-29996 \$64.99

H. US Made Flatcar 6-39393 \$64.99


I. US Made Tank Car 6-39386 \$64.99



**Made in USA of US
and Imported Parts**



A



B



C



D




E



F



G



H



I



U.S. Made: Armed Forces

Air Force

A. US Made Boxcar 6-29997 \$64.99

B. US Made Flatcar 6-39394 \$64.99

C. US Made Tank Car 6-39387 \$64.99

Coast Guard

D. US Made Boxcar 6-29999 \$64.99

E. US Made Flatcar 6-39396 \$64.99

F. US Made Tank Car 6-39389 \$64.99

National Guard


G. US Made Boxcar 6-29998 \$64.99

H. US Made Flatcar 6-39395 \$64.99

I. US Made Tank Car 6-39388 \$64.99



A



B




**Made in USA of US
and Imported Parts**



C



D




E



F



G



H



I

Regional Freight: Northeast

Each of the following four spreads of Regional Freight Cars represents a particular region of North America. Something for everyone, it's an easy and more affordable way to expand your favorite railroad systems!

A. Pennsylvania Hi-Cube Boxcar (NEW) 6-81006

- Durable plastic trucks and operating couplers
- Opening doors
- Length: 10 1/2"
- Minimum Curve: 027

\$44.99

B. B&O Depressed Center Flatcar with Transformer (NEW) 6-81004

- Durable plastic trucks and operating couplers
- Removable transformer on deck
- Operating couplers
- Length: 11"
- Minimum Curve: 027

\$44.99

C. Boston & Main Reefer (NEW) 6-81015

- Durable plastic trucks and operating couplers
- Opening doors
- Length: 11"
- Minimum Curve: 027

\$44.99

D. Maine Central 2-Bay Hopper (NEW) 6-81005

- Durable plastic trucks and operating couplers
- Removable coal load
- Length: 9 1/2"
- Minimum Curve: 027

\$44.99

E. M&StL / Lackawanna 2-Pack 6-30157

Pack Includes:

- M&StL Flatcar with Pipes
- Lackawanna Gondola with Canisters


Features:

- Durable plastic trucks and operating couplers
- Bulkheads and removable pipe load on flatcar
- Four removable canisters in gondola
- Length: 10" (gondola)
11" (flatcar)
- Minimum Curve: 027

\$109.99



A



B





Regional Freight: Northwest

A. BNSF Waffle-sided Boxcar (NEW)

6-81000

- Durable plastic trucks
- Operating couplers
- Opening doors
- Length: 10 1/2"
- Minimum Curve: 027

\$44.99

B. Canadian Pacific Bi-Level Auto Carrier (NEW)

6-81003

- Durable plastic trucks
- Operating couplers
- Length: 13"
- Minimum Curve: 027

\$44.99

C. SP&S Flatcar with Stakes and Bulkheads (NEW)

6-81001

- Durable plastic trucks
- Operating couplers
- Bulkheads and removable stakes
- Length: 11"
- Minimum Curve: 027

\$44.99

D. Union Pacific 3-Dome Tank Car (NEW)

6-81002

- Durable plastic trucks
- Operating couplers
- Metal handrails and ladders
- Length: 10"
- Minimum Curve: 027

\$44.99

E. Great Northern Bi-level Stockcar (NEW)

6-81469

- Die-cast metal sprung trucks and operating couplers
- Opening doors with metal door guides
- Length: 11 1/8"
- Minimum Curve: 027

\$59.99

F. Great Northern Hi-Cube Boxcar

6-15084

- Durable plastic trucks
- Operating couplers
- Opening doors
- Length: 10 1/2"
- Minimum Curve: 027

\$44.99



D



E



E



Regional Freight: Southeast

A. Florida East Cost Gondola with Reels (NEW)

6-81010

- Durable plastic trucks
- Operating couplers
- Two removable cable reels
- Length: 10"
- Minimum Curve: 027

\$44.99

B. Seaboard Waffle-sided Boxcar (NEW)

6-81007

- Durable plastic trucks
- Operating couplers
- Opening doors
- Length: 10 1/2"
- Minimum Curve: 027

\$44.99

C. Southern 2-dome Tank Car (NEW)

6-81009

- Durable plastic trucks
- Operating couplers
- Metal frame
- Metal handrails
- Length: 10"
- Minimum Curve: 027

\$44.99

D. Central of Georgia Boxcar (NEW)

6-81008

- Durable plastic trucks
- Operating couplers
- Opening doors
- Length: 10 1/2"
- Minimum Curve: 027

\$44.99





C



D

Regional Freight: Southwest

A. Pacific Fruit Express Reefer (NEW)

6-81011

- Durable plastic trucks
- Operating couplers
- Opening doors
- Length: 11"
- Minimum Curve: 027

\$44.99

B. T&P Single-Dome Tank Car (NEW)

6-81012

- Durable plastic trucks
- Operating couplers
- Metal handrails, platform, and ladders
- Length: 10"
- Minimum Curve: 027

\$44.99

C. Frisco Boxcar (NEW)

6-81013

- Durable plastic trucks
- Operating couplers
- Opening doors
- Length: 10 1/2"
- Minimum Curve: 027

\$44.99

D. D&RGW Ore Car (NEW)

6-81014

- Durable plastic trucks
- Operating couplers
- Removable ore load
- Length: 7"
- Minimum Curve: 027


\$44.99

A



B







Licensed Rolling Stock

A. Monopoly Boxcar 2-Pack 6-39376

2-pack includes:

- "States Ave"
- "Vermont Ave"

Features:

- Die-cast metal sprung trucks and operating couplers
- Opening doors
- Metal brake wheel
- Metal frame
- Length: 10" each
- Minimum Curve: 027

\$129.99

B. Monopoly Boxcar 2-Pack 6-39379

2-pack includes:

- "St. James Place"
- "Mediterranean Ave"

Features:

- Die-cast metal sprung trucks and operating couplers
- Opening doors
- Metal brake wheel
- Metal frame
- Length: 10" each
- Minimum Curve: 027

\$129.99

D. Coca-Cola® Vat Car 6-26660

- Die-cast metal sprung trucks and operating couplers
- Metal brake wheel
- Length: 11 ¼"
- Minimum Curve: 027

\$64.99

E. Coke® Wood-Sided Reefer 6-15069

- Die-cast metal trucks and operating couplers
- Opening doors
- Metal brake wheel
- Length: 11"
- Minimum Curve: 027

\$59.99

F. "Hard Days Night" Beatles Boxcar 6-29968

- Die-cast metal sprung trucks and operating couplers
- Metal frame
- Metal brake wheel
- Opening doors
- Length: 10 ½"
- Minimum Curve: 027

\$64.99

G. "Something New" Beatles Boxcar 6-29969

- Die-cast metal sprung trucks and operating couplers
- Metal brake wheel
- Metal frame
- Opening doors
- Length: 10 ½"
- Minimum Curve: 027

\$64.99

H. Meet the Beatles! Boxcar 2-Pack 6-29961

This special boxcar 2-pack spotlights the Beatles' first two albums: Meet the Beatles and The Beatles' Second Album.

2-Pack Includes:

- Meet the Beatles Boxcar
- The Beatles' Second Album Boxcar

Features:

- Die-cast metal sprung trucks and operating couplers
- Metal brake wheel
- Metal frame
- Opening doors
- Length: 10 ½" each
- Minimum Curve: 027

\$129.99



D



TM & © The Coca-Cola Company 2014

E



F



G



H



©2014 APPLE CORPS LTD.
A BEATLES PRODUCT



Licensed Rolling Stock

A. Lone Ranger Boxcar 6-15098

- Die-cast metal archbar trucks and operating couplers
 - Metal frame
 - Opening doors
 - Length: 10 1/2"
 - Minimum Curve: 027
- \$59.99**

B. Lone Ranger Gondola with Gunpowder Vats 6-26687

- Die-cast metal archbar trucks and operating couplers
 - Metal truss rods on underside
 - Length: 9"
 - Minimum Curve: 027
- \$64.99**

C. "Eagle Scout"™ Boxcar 6-15075

- Die-cast metal sprung trucks and operating couplers
 - Metal frame
 - Opening doors
 - Length: 10 1/2"
 - Minimum Curve: 027
- \$59.99**

D. Wizard of Oz Anniversary Boxcar 6-29791

- Celebrate the 75th Anniversary of the Wizard of Oz!
- Die-cast metal sprung trucks and operating couplers
 - Metal frame
 - Opening doors
 - Length: 10 1/2"
 - Minimum Curve: 027
- \$69.99**

E. Wizard of Oz Aquarium Car 6-37094

- We're off to see the Wizard!
The journey begins with this animated car.
- Wizard of Oz characters graphics appear to move inside car
 - Die-cast metal trucks
 - Operating couplers
 - Maintenance-free motor with On/Off switch
 - Interior illumination
 - Length: 10 1/2"
 - Minimum Curve: 027
- \$84.99**

F. Thomas Kinkade Emerald City Boxcar 6-39362

- Celebrate the art of Thomas Kinkade and the magic of the Emerald City.
- Die-cast metal sprung trucks and operating couplers
 - Metal frame
 - Opening doors
 - Length: 10 1/2"
 - Minimum Curve: 027
- \$69.99**

G. Where the Wild Things Are Aquarium Car 6-37097

- Celebrating the 50th anniversary of the original book, Lionel proudly offers two new Where the Wild Things Are freight cars
- Where the Wild Things Are characters graphics appear to move inside car
 - Die-cast metal trucks
 - Operating couplers
 - Maintenance-free motor with On/Off switch
 - Interior illumination
 - Length: 10 1/2"
 - Minimum Curve: 027
- \$84.99**

H. Where the Wild Things Are Boxcar 6-29793

- Die-cast metal trucks and operating couplers
 - Length: 11"
- \$69.99**



TM & © Classic Media, Inc., an Ent. Rights co.

Boy Scouts of America®, the Universal Emblem, Boy Scouts™, BSA®, Cub Scout™, Eagle Scout®, Pinewood Derby® and Prepared. For Life.™ are either registered trademarks or trademarks of the Boy Scouts of America in the United States and/or other countries. Manufactured under license from the Boy Scouts of America. All rights reserved.

FRONT VIEW



D

BACK VIEW



E



THE WIZARD OF OZ and all related characters and elements are trademarks of and ©
Turner Entertainment co. Judy Garland as Dorothy from THE WIZARD OF OZ
(s14)

F



G



H



Where the Wild Things Are: © Warner Bros. Entertainment Inc.
(s14)



Licensed Rolling Stock

A. York Peppermint Patty Vat Car

(NEW)

6-81437

Features:

- Die-cast metal sprung trucks and operating couplers
- Length: 11 1/4"
- Minimum Curve: 027

\$64.99

C. Kisses Reefer

6-19593

Features:

- Die-cast metal sprung trucks and operating couplers
- Opening doors
- Length: 10 1/4"
- Minimum Curve: 027

\$54.99

B. Hershey's Mint Car (NEW)

6-29694

Features:

- Die-cast metal sprung trucks and operating couplers
- Silver foil-color load simulates Hershey bars in interior
- Length: 10 1/4"
- Minimum Curve: 027

\$74.99

NEW!

A

B

NEW!

C

HERSHEY'S

© 2014 THE HERSHEY COMPANY. THE HERSHEY'S KISSES, REESE'S AND TWIZZLERS TRADEMARKS AND TRADE DRESS ARE USED UNDER LICENSE.

D. Hogwarts Express "Dementors" Coach Car

6-35229

The darkest and foulest creatures of Hogwarts come to life on your layout with the add-on Dementors coach car.

- Operating couplers
- Flickering interior "dementors" lighting
- Dementors silhouettes on windows
- Soft molded diaphragms on car ends
- Length: 15"
- Minimum Curve: 036

\$59.99

Harry Potter

D

HARRY POTTER, characters, names and related indicia are trademarks of and © Warner Bros. Entertainment Inc. Harry Potter Publishing Rights © JKR. (s14)

Halloween Rolling Stock

A. Halloween Pumpkinheads Handcar (NEW) 6-81439

Who better to operate the Halloween Handcar than these colorful pumpkin heads? This seasonal handcar will add fun and motion to your Halloween layout.

- Powerful maintenance-free motor
- Traction tires
- Length: 4"
- Minimum Curve: 027

\$84.99



B. Sleepy Hollow Halloween Reefer (NEW) 6-15094

- Die-cast metal sprung trucks and operating couplers
- Opening doors
- Length: 10 1/2"
- Minimum Curve: 027

\$54.99



C. Zombie Figure Pack (NEW) 6-81620

Zombies are on the loose in the town of Lionelville! This all-new figure pack will take your breath away.

- Five hand painted figures
- Average height: 1 3/8"

\$22.99



D. Ghost Globe Halloween Car 6-37058

- Die-cast metal sprung trucks and operating couplers
- Dual power pickup rollers
- Flashing LED lighting
- Halloween sound effects
- On/Off switch for sounds
- Two-sided ghost face
- Length: 11"
- Minimum Curve: 027

\$74.99



FRONT VIEW



BACK VIEW



Operating Cars

A. Personalized Birthday Message Boxcar (NEW) 6-81256

Happy Birthday to You! The new Personalized Message Birthday Boxcar is the perfect surprise for the train enthusiast. This boxcar is equipped with a microphone that will allow you to record up to 8 personalized messages, making this a very special birthday gift.

- Records up to 8 personalized messages
- Messages can be changed at any time
- Plastic trucks
- Operating couplers
- Opening doors
- Requires one 9v battery(not included)
- Length: 10 1/2"
- Minimum Curve: 027

\$79.99

**Push brake wheel on end to record up to 3 8 second personal message. Includes one pre-recorded Birthday message.*

B. Jersey Central Coal Dump Car (NEW) 6-81491

- Die-cast metal sprung trucks and operating couplers
- Dumps coal at the touch of a button
- Uncoupling Track section required
- Includes coal load and unloading bin
- Length: 9 1/2"
- Minimum Curve: 027

\$54.99

C. Strasburg Searchlight Car (NEW) 6-81492

- Die-cast metal sprung trucks and operating couplers
- Illuminated searchlight
- Manually adjustable light position
- Length: 11"
- Minimum Curve: 027

\$54.99

D. Long Island Derrick Car 6-37060

- Die-cast metal sprung trucks and operating couplers
- Movable boom
- Operating winch
- Length: 11"
- Minimum Curve: 027

\$49.99

E. New Haven Walking Brakeman Car 6-37087

- Die-cast metal trucks and operating couplers
- Brakeman figure moves back and forth along the roofwalk, via track power
- Powerful maintenance-free motor with On/Off switch
- Metal frame
- Length: 10 1/2"
- Minimum Curve: 027

\$74.99

F. Koi-Fish Aquarium Car 6-29322

- Koi-fish decoration on circling interior belt appear to swim inside car
- Operating couplers
- Interior illumination
- Length: 10 1/2"
- Minimum Curve: 027

\$79.99

- RECORDS AND PLAYS UP TO 8 MESSAGES
- WORKS ON AND OFF YOUR LAYOUT
- GREAT GIFT FOR ALL TRAIN LOVERS







Assorted Rolling Stock

A. NJ Transit Passenger Car 2-Pack 6-35239

- Operating couplers
- Interior illumination
- Silhouettes in windows
- Length: 13 1/4" each car
- Minimum Curve: 027

\$99.99

B. Long Island Anniversary "Jamaica" Coach 6-35282

- Operating couplers
- Interior illumination
- Silhouettes in windows
- Length: 13 1/4" each car
- Minimum Curve: 027

\$59.99

C. Long Island Rail Road Passenger Car 2-Pack 6-35259

Pack Includes:

- Coach car
- Combination car

Features:

- Operating couplers
- Interior illumination
- Silhouettes in windows
- Length: 13 1/4" each car
- Minimum Curve: 027

\$109.99

D. Pullman Passenger Car Expansion 3-Pack 6-30111

This is an easy way to change your ready-to-run freight set to a passenger set

Pack Includes:

- Combination car
- Coach
- Observation car
- Four straight FasTrack track sections 10"
- Classic billboard set
- Station platform
- Six milk cans
- Minimum Curve: 027

\$154.99

E. Eastern Freight Expansion 3-Pack 6-30112

Pack Includes:

- Operating log dump car NYC
- Single dome tank car NH
- Ore car PRR
- Three straight FasTrack track sections
- FasTrack uncoupling track section that activates the log dump car
- Has dump tray for unloading logs into!
- Tractor with trailer
- Railroad signs

- Lubrication and Maintenance Kit
- Minimum Curve: 027

\$154.99

F. Western Freight Expansion 3-Pack 6-25942

Pack Includes:

- Operating coal dump car AT&SF
- Gondola with removable canisters D&RGW
- Reefer PFE
- Three straight FasTrack track sections
- FasTrack uncoupling track section that activates the coal dump car
- Dump tray for unloading coal
- Crossing shanty
- Construction signs
- Lubrication and Maintenance Kit
- Minimum Curve: 027

\$154.99



A



B



C



D



E



F



E. NYC Patrol Helicopter Flatcar (NEW)
6-81486

- Removable helicopter on flatcar deck
 - Die-cast metal sprung trucks
 - Operating couplers
 - Length: 10 7/8"
 - Minimum Curve: 027
- \$59.99**

E



F. Pennsylvania Truss Rod Gondola with Tarp Load (NEW)
6-81420

- Die-cast archbar trucks
 - Operating couplers
 - Simulated wood gondola sides and ends
 - Removable tarped load
 - Length: 9"
 - Minimum Curve: 027
- \$59.99**

F



G. Pennsylvania Flatcar with Wheel Load
6-26699

- Die-cast metal sprung trucks with operating couplers
 - Eight pairs of removable metal wheels
 - Wheel support on deck
 - Length: 11 1/4"
 - Minimum Curve: 027
- \$54.99**

H



H. Canadian National High Cube Boxcar
6-26499

- Die-cast metal sprung trucks and operating couplers
 - Opening doors
 - Operating couplers
 - Length: 11 1/4"
 - Minimum Curve: 027
- \$54.99**

I. Lionelville Aquarium Co. Fish Food Vat Car
6-26496

Fish have to eat, too. The Lionelville Aquarium Co. ships fish flakes in bulk aboard this vat car.

- Die-cast metal sprung trucks and operating couplers
 - Length: 11 1/4"
 - Minimum Curve: 027
- \$59.99**


I



J. Lionel Vision Boxcar
6-27080

- Die-cast metal sprung trucks and operating couplers
 - Metal frame
 - Opening doors
 - Length: 10 1/2"
 - Minimum Curve: 027
- \$54.99**

G



J



Single car with both sides shown

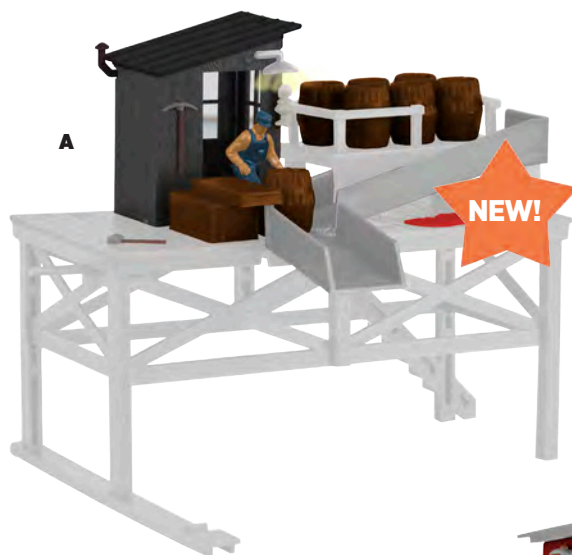
Buildings and Structures

A. Barrel Loading Building (NEW)

6-81017

- Fully assembled building
- Includes six barrels
- Exterior illumination
- Dimensions: 5 3/4" L x 3" W x 3" H

\$42.99



B. Barrel Shed (NEW)

6-81626

- Realistic decoration
- Opening door
- Interior illumination
- Dimensions: 4" L x 3 3/4" W x 3 3/8" H

\$34.99



C. PRR Crossing Shanty (NEW)

6-81433

- Simulated window
- Dimensions: 3" L x 2 1/2" W x 2 1/2" H

\$21.99



D. Barrel Pack

6-12745

- Real wood construction
- Set of six
- Height: 1 1/8"

\$7.99



D

E. Lumber Shed Kit (NEW)

6-81629

- Unassembled - some assembly required (requires liquid cement, not included)
- Includes figure, barrel, various wood loads
- Ladder
- Dimensions: 6 1/8" L x 3 1/8" W x 3 1/8" H

\$34.99



E

F. Water Tower (NEW)

6-81635

- Spout manually raises and lowers
 - Fully assembled structure
 - Dimensions: 5 5/8" L x 4 1/2" W x 8 1/2" H
- \$34.99**

G. Watchman Shanty

6-37102

- Fully assembled building
 - Exterior illumination
 - Dimensions: 2 1/4" L x 2 1/2" W x 5 1/4" H
- \$29.99**

H. Coaling Station (NEW)

6-81016

- Realistic decoration
 - Interior illumination on both levels
 - FasTrack compatible
 - Dimensions: 13" L x 9 7/8" W x 9 7/8" H
- \$109.99**

I. Work House

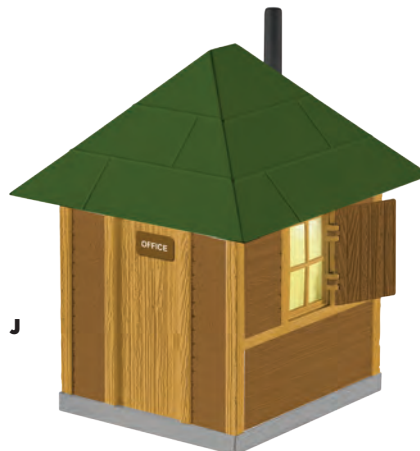
6-37914

- Illumination in interior and exterior
 - Simulated window glass
 - Dimensions: 3" L x 2 1/2" W x 2 1/2" H
- \$27.99**

J. Crossing Shanty

6-37166

- Lighted interior
 - Hinged shutters
 - Dimensions: 2 1/4" L x 2 1/2" W x 3" H
- \$24.99**



Buildings and Structures

A. Passenger Station (NEW) 6-81737

Perfect for any O or O27 gauge layout.

- Lighted interior
- Dimensions: 12 1/8" L x 8 1/4" W x 6 1/2" H

\$59.99



B. Classic Auto Gateman (NEW) 6-81063

- Gateman emerges from his shed to warn motorists of passing trains
- 153C Contactor included
- Also works with insulated track section (sold separately)
- Comes fully assembled
- Dimensions: 7" L x 5 3/4" W x 4 3/4" H

\$79.99





C. Classic Lionel Catalogs Billboard Pack (NEW) 6-81736

- Includes three billboard stands
- Includes three insert cards, images on each side
- Dimensions: 5 3/4" L x 7/8" W x 3 1/4" H

\$12.99



Includes six billboard
images on three cards




D. Classic Travel Billboard 6-37826

- Six images on three double sided inserts
- Set of three billboard stands
- Dimensions: 5 3/4" L x 7/8" W x 3 1/4" H

\$12.99



Includes six billboard
images on three cards



E. Station Platform 6-37807

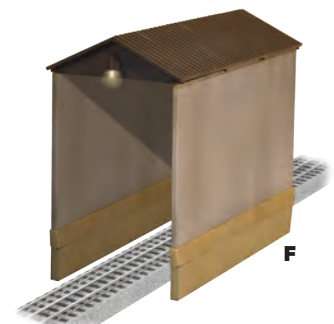
- Dimensions: 12" L x 3 3/8" W x 5" H

\$22.99

F. Hopper Shed 6-37913

- Two exterior lights
- Includes spacers to add height
- Dimensions: 8" L x 4" W x 6 1/2" H
- Clearance: 5 3/4" from floor to entry ceiling with spacers/
5 1/4" without spacers


\$34.99



G. NJ Transit Lighted Billboard 6-37986

- Light blinks on and off
- NJ Transit billboard art
- Includes six NJ TRANSIT billboard images on three cards
- Dimensions: 5 3/4" L x 7/8" W x 4 1/2" H

\$27.99



Includes six billboard
images on three cards



H. 10" Girder Bridge Track (NEW)
6-81248

- Compatible with FasTrack only
 - Removable side girders allow placement on top or underneath platform
 - Dimensions: 10" L (replaces 1 FasTrack 10" straight)
- \$24.99**



I. O Gauge Tunnel - Half Straight (NEW)
6-81019

- Durable molded fiber board construction
 - Simulated mountainous terrain
 - Portal entrances
 - For straight track only
 - Compatible with O27, O, and FasTrack track systems
 - Dimensions: 14" L x 9" W x 12" H
- \$44.99**




J. Sand Tower
6-14255

- This prototypical structure loads locomotives with sand to increase traction. Trains pass below the structure.
- Accommodates O and O27 gauge track and the FasTrack track system
 - Dimensions: 4 1/2" L x 4" W x 12" H
- \$34.99**




K. Tunnel Portals 2-Pack
6-12896

- Portals with raised Lionel lettering
 - Classic Postwar styling
 - Set of two
 - Dimensions: 7" x 8 1/2"
- \$19.99**



L. Arch Under Bridge
6-12770

- Compatible with O27, O, and FasTrack track systems
 - Installs easily between Lionel elevated *tubular* trestle piers
 - Integrates easily into your own layout design
- \$29.99**



M. Half Covered Bridge
6-16882

- Compatible with O27, O, and FasTrack track systems.
 - Metal base
 - Lighted interior
 - Height: 12" L x 7 1/4" W x 8" H
- \$49.99**



N. Black Extension Bridge
6-62716

- Compatible with O27, O, and FasTrack track systems
 - Dimensions: 10" L x 4 1/4" W x 6 5/8" H
- \$14.99**



O. Lionel Girder Bridge
6-12730

- Compatible with O27, O, and FasTrack track systems
 - Dimensions: 10" L x 4 1/4" W x 6 5/8" H
- \$20.99**



P. Manual Crossing Gate
6-24248

- Raise and lower gate manually
 - Length: 9 1/2" gate
- \$19.99**





Lighted Accessories

A. Old Style Clock Tower

6-14147

- Working clock with replaceable battery included
- Turn-of-the-century styling
- Dimensions: 4"

\$46.99



B. Yard Lights 3-Pack

6-12927

- Each post has two elevated lamps
- Height: 6 1/4" each

\$26.99



C. Scale Street Lamps 4-Pack

6-24156

- Metal posts
- Lamp illumination
- Removable bases for realistic mounting on your layout
- Set of four
- Height: 3 1/2" each

\$29.99



D. Gooseneck Lamps 2-Pack

6-37172

- Brilliant illumination
- Turn-of-the-century design
- Set of two
- Height: 4" each

\$33.99



E. Globe Lamps 3-Pack

6-37173

- Illuminated lamps
- Set of three
- Height: 5 3/4" each

\$24.99



F. Highway Lights 4-Pack

6-12804

- Illuminated lamps
- Set of four
- Height: 7" each

\$26.99




G. Floodlight Tower

6-14092

- Illumination from eight elevated lamps
- Tilting head
- Height: 12"

\$47.99



H. Flagpole with Lights

6-16896

- American flag and Lionel flag on heavy string
- Four operating lights mounted on flagpole base
- Dimensions: Approx. 3 1/4" square base footprint, 11 1/4" height

\$27.99



Figures

Lionelville People Packs

Populate your favorite Lionel operating accessories with Lionelville People Packs. The detailed, hand-painted figures are made of tough pewter, standing on sturdy bases.

- Hand-painted pewter
- Average height: 1 3/8"

G. Civil Servants People Pack

6-24194
\$26.99

H. City Accessory Pack

6-24197
\$26.99

I. Downtown People Pack

6-14218
\$26.99

J. Park People Pack

6-24191
\$26.99

K. Work Crew People Pack

6-14241
\$26.99

L. Commuter People Pack

6-24244
\$26.99

M. Carnival People Pack

6-24124
\$26.99

N. Lionville People Pack

6-24122
\$26.99

O. Passenger People Pack

6-24123
\$26.99

P. Railroad Yard People Pack

6-24193
\$26.99

Q. Vintage Boy Scouts™ Figure Pack

- Hand-painted pewter figures
 - Average height: 1 1/4"
- 6-37828**
\$29.99

G



H



I



J



K



L



M



N



O



P



Q



Boy Scouts of America®, the Universal Emblem, Boy Scouts™, BSA®, Cub Scout™, Eagle Scout®, Pinewood Derby® and Prepared. For Life.™ are either registered trademarks or trademarks of the Boy Scouts of America in the United States and/or other countries. Manufactured under license from the Boy Scouts of America. All rights reserved.



Assorted Accessories

A. Santa Fe Diorama 6-37840

This realistic backdrop sets the scene for a Western adventure on the rails.

- Cardboard construction
- Imagery on both sides of the diorama
- Dimensions: 69 3/4" x 17 3/8" x 6 1/4" (8" tunnel portal opening)

\$14.99

B. Highway Barrels 6-32922

- Painted orange with silver reflective tape
- Set of six
- Height: 1"

\$9.99

C. Ice Block Pack 6-14240

- For use with the Icing Station and Ice Car
- Set of ten

\$6.29

Loose Coal Packs

Depending on your layout needs, choose between three difference sizes of coal

D. Coal Bag 6-12732

- Small-size simulated coal
- Perfect load for hoppers, gondolas, and coal dump cars
- Approx. 4 oz.

\$6.99

E. Coal Pack 6-16889

- Medium-size simulated coal
- Approx. 24 oz.

\$14.99

F. Coal Tipple Pack 6-24148

- Large-size simulated coal
- Perfect size for original Lionel Coal Tipple accessory operation
- Approx. 24 oz.

\$14.99



I. Lionel Auto Loader Cars 4-Pack (NEW)
6-81738

- Durable plastic construction
 - Windshields and bumpers
 - Length: 4 3/4" each car
- \$24.99**



J. Telephone Pole 10-Pack
6-62181

- Set of ten
 - Height: 7"
- \$9.99**



K. Lionel Boat 4-Pack
6-37834

- Durable plastic construction
 - Windows
 - Length: 4 1/2" each boat
- \$24.99**



L. Lionel Airplane 2-Pack
6-37855

- Durable plastic construction
 - Manually rotating propeller
 - Length: 7 1/4" each airplane
- \$36.99**




M. Lionel Helicopter 2-Pack
6-37112

- Durable plastic construction
 - Manually rotating propeller
 - Length: 3" each helicopter
- \$34.99**



N. Classic Railroad Signs
6-62180

- Set of 14 assorted signs
 - Height: 2 1/4"
- \$9.99**

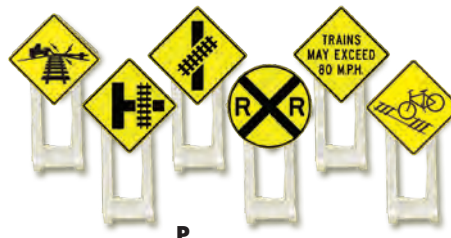


O. Construction Zone Signs
6-32902

- Realistic, printed construction graphics
 - Set of six
 - Height: 2 1/4"
- \$9.99**

P. Railroad Crossing Signs
6-37120

- Realistic, printed railroad crossing graphics
 - Set of six
 - Dimensions: 2 1/4" height
- \$9.99**



Q. Construction Zone Signs #2 (NEW)
6-81064

- Realistic, printed construction graphics
 - Set of six
 - Height: 2 1/4"
- \$9.99**





FasTrack™ Track Packs

Offering innovation, variety, ease-of-use, and a fantastic prototypical look, the FasTrack track system brings your Lionel layout to life like never before. Its flawless performance and endless flexibility make it appealing to first-timers and seasoned pros alike.

A. Inner Passing Loop Add-on Track Pack

6-12028

Layout dimensions: 39 ½" x 70 ½"

Track pack includes:

- Two O-36 Curves
- One RH Manual Switch w/Quarter Curve
- One LH Manual Switch w/Quarter Curve

\$114.99

B. Figure 8 Add-on Track Pack

6-12030

Layout dimensions: 39 ½" x 90 ½"

Track pack includes:

- Four O-36 Curves
- Four 5" Straights
- One 90-Degree Crossover

\$74.99

C. Siding Track Add-on Track Pack

6-12044

Layout dimensions: 39 ½" x 70 ½"

Track pack includes:

- Three 10" Straights
- One Uncoupling Track
- One Earthen Bumper
- One LH Manual Switch w/Quarter Curve

\$119.99

D. Outer Passing Loop Add-on Track Pack

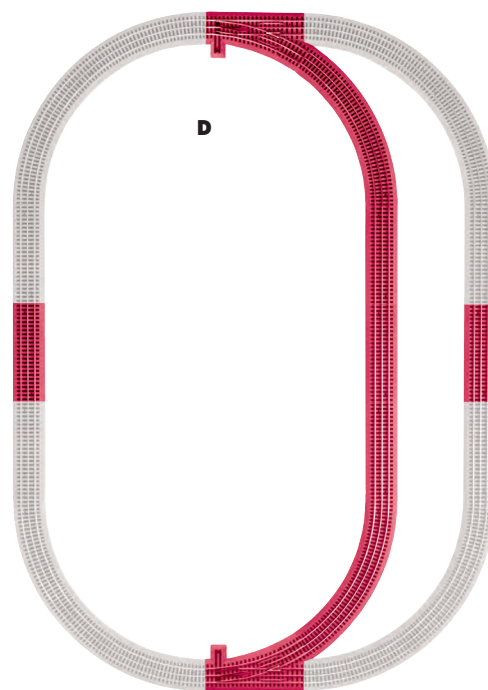


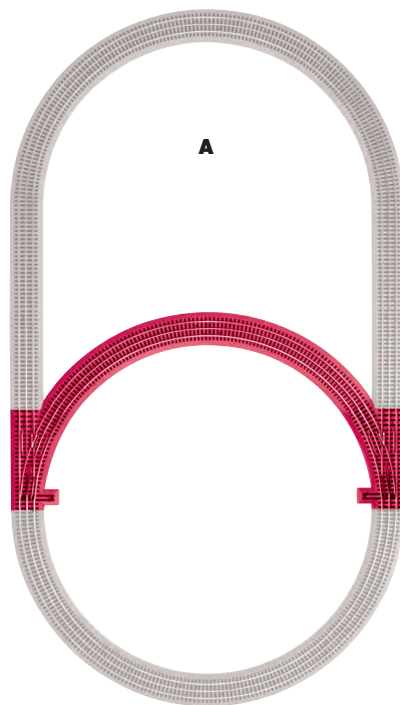
6-12031

Layout dimensions: 49 ½" x 70 ½"


Track pack includes:

- Five 10" Straights
- Two O-36 Curves
- One RH Manual Switch w/Quarter Curve
- One LH Manual Switch w/Quarter Curve

\$144.99



FasTrack™



For all of your FasTrack needs, check out our
NEW 2014-2015 Track and Power Catalog

Track Sections

E. 10" Straight Track
6-12014
\$5.49

10" Straight Track 4-pack
6-12032
\$21.99

F. 5" Half Straight Track
6-12024
\$4.59

G. O-36 Curved Track 4-Pack
6-12033
\$21.99

Specialty Track Sections

H. Uncoupling Track
6-12020
• Central magnet is activated by remote control
• Includes a Half Straight Track section
• Length of each section: 5"
\$41.99

I. Operating Track
6-12054
• Central magnet and control rails are activated by remote control (included)
• Length: 10"
\$44.99

Accessory Activator Pack
6-12029
• Includes one 10" Insulated section and two 5" Isolated Sections.
• Insulated section can be extended with 6-12027 insulated 10" straight Track
\$20.99 (Not shown)

J. 90-Degree Crossover
6-12019
• Length: 6" x 6"
\$25.99

K. Lighted Bumper
6-12035
• Two per package
• Length: 5"
\$32.99

FasTrack Switches

Bulletproof switches are the foundation of any track system. They allow you to grow and expand your layout. FasTrack switches are second to none when it comes to durability and innovative, industry-leading features.

- Flawless non-derailing function allows trains to keep running regardless of switch position
- Plug and play using track voltage or auxiliary power

Remote switches also feature:

- Remote switch controllers conveniently lock together for easy access
- Interchangeable number inserts allow you to instantly find the switch you want to control
- Red and green LEDs indicate switch position—no need to change light bulbs or worry about heat build up.


L. O-36 Manual Switch - Left Hand
6-12017
\$49.99

M. O-36 Manual Switch - Right Hand
6-12018
• Includes 1/4 curve to complete O-36 45-Degree curve
• Length: 10" Straight, 33 3/4-Degree turnout
\$49.99


N. O-36 Remote Switch - Left Hand
6-12045
\$94.99

O. O-36 Remote Switch - Right Hand
6-12046
• Operating lighted signal lantern
• Includes 1/4 curve to complete O-36 45-Degree curve
• Length: 10" Straight, 33 3/4-Degree turnout
\$94.99


J




K




L




M



N




O



E




F




G



H



I



Finishing Touches

A. Lionel FasTrack Book 6-24200

This helpful guide explains how to use the Lionel FasTrack track system with more than 100 color photos and diagrams that show how to plan and create layouts for both large and small spaces. Dozens of track plans also show a variety of ways to integrate scenery and Lionel operating accessories to create a realistic layout. This book is a must-have for any Lionel train aficionado.

\$34.99

B. Lubrication/Maintenance Kit 6-62927

Includes gear lube, oil applicator, track cleaning fluid, track cleaning eraser, and cleaning instructions

\$24.99

C. Premium Smoke Fluid 6-37841

For use in all Lionel locomotives, rolling stock, and accessories.

\$8.59

D. CW-80 Transformer 6-14198

Operate your favorite features with the bell, whistle/horn, and direction buttons. On the rear of the unit, you will find a 0-18 volt variable AC output, as well as a programmable AC output for accessory operation. Simply set the accessory voltage to your desired output, and your accessory operates at that output until you turn the unit off—even when you stop the train. Perfect for train sets and small- to medium-sized layouts, the CW-80 provides the power you need to enjoy all your Lionel favorites.

\$149.99

E. GW-180 Transformer 6-37947

Even more power for operating trains and accessories on expanding and medium-size layouts!

From the Postwar-inspired styling of the controller, to the mighty PowerHouse power supply that provides a circuit breaker and on/off switch, this transformer has all the power you need, plus electronic overcurrent protection to help save your sensitive electronics in the event of a short circuit.

Use the throttle lever to control speed and power. Operate your favorite features with the bell, whistle/horn, and direction buttons.


Two outputs are available on the rear of the unit. A 0-18 volt variable AC output serves as your main track power source. The other programmable AC output is perfect for accessory operation from the same transformer. On the accessory output, simply set the accessory voltage to your desired level for continuous operation until you turn the unit off, completely independent of the train's operation.

\$279.99

F. 1.8 Amp Accessory Transformer 6-32923

Power your Lionel accessories with the 1.8 Amp Accessory Transformer. This affordable power supply features variable AC voltage so you can supply the right amount of power to your accessories.

\$45.99



A



B



C



D



E



F





Lionel FasTrack Modular Railroad


Lionel has created a fun and easy way to get started. The Modular Railroad will open the doorway to the lay-out of your dreams! Friends and family can bring their sections together to create an impressive layout. Or maybe you're an experienced model railroader. You've got plenty of trains to run on your basement layout, but you'd love to share your hobby with fellow Lionel fans. Young or old, at home or with a club, Lionel modular layouts are a great way to experience your trains.

- A module is a 30" x 45" table section that is designed to connect with other sections to create a large layout. You could put a few sections together to make a complete layout in your home, or you could bring it to a club meet and join with other modelers to create a layout that can fill a convention center!
- Each module is designed to be portable, and the theme of your section is entirely up to you. You choose the look and theme for your section, and then add scenery and accessories to bring it to life. Accessory Bundles are available to help you choose a theme, each with an assortment of accessories available at one great price!

Plans are available for free download at www.lionel.com. How to Instructions, videos and layout plans available on our blog: www.lionellc.wordpress.com. Follow our Social Media Channels for updates, convention schedules and more! Build and enhance with paint and scenery details! You can get lots of great scenery tips on our blog, www.lionellc.wordpress.com.



Demonstration modules built by Roger Farkash using the Rail Yard (6-37141), All Aboard (6-37140) and Welcome Home (6-37142) Accessory Bundles



Lionel FasTrack Modular Railroad Template (6-31750) precisely positions the track and locks for connecting the modules





QR Code connects directly to
Lionel Battle Train Link!

LIONEL BATTLE TRAIN

LIONEL BATTLE TRAIN is an exciting game set in the not-so-distant future. Roads and resources have become scarce and citizens depend on the power of trains and the brave engineers of the Lionel Delivery Company for their very survival! Players control the most powerful vehicle on the rails and must prepare their engines for battle and protect their precious cargo during each perilous journey. Blasting their way across the deserts, grasslands and cliffsides, the Lionel engineer must ensure that their cargo reaches it's destination.

Prepare for a new-style, strategic battle game that allows players to:

- Customize engines and rail cars with weaponry like flamethrowers, laser guns and retractable chainsaws.
- Make tactical and strategic choices throughout gameplay.
- Outrun and outgun bandits and obstacles on each mission.
- Be the hero of an entire nation!



At Lionel, we are committed to providing our customers with superior-quality products and service. It is a commitment shared by our many Lionel Authorized Dealers and Lionel Authorized Service Centers around the country. To locate a Dealer or Service Center near you, call 1-800-4LIONEL (1-800-454-6635).

Or, call the Lionel Customer Service Center at 586-949-4100. You can also e-mail us at talktous@lionel.com or visit our website at www.lionel.com. Our knowledgeable staff is always eager to help you fully enjoy the magical world of Lionel model trains.

The following Lionel marks are used throughout this catalog and are protected under law. All rights reserved.

Lionel®, LEGACY™, TrainMaster®, Odyssey®, RailSounds®, CrewTalk™, TowerCom™, DynaChuff™, StationSounds™, FasTrack®, Pullmor®, ElectroCoupler™, American Flyer®, TMCC®, Lionelville™, Wireless Tether™

Any reproduction, transmission, or dissemination of the material here in is strictly prohibited.

Trademarks owned by Lionel L.L.C. are indicated throughout this document. Items depicted in this catalog are subject to change in price, color, size, design, and availability. Verify features on product package. Retail prices are suggested. See your Authorized Lionel Dealer for more information



THE POLAR EXPRESS and all related characters and elements are trademarks of and © Warner Bros. Entertainment Inc. WB SHIELD: TM & © Warner Bros. Entertainment Inc. (s14)



6301 Performance Drive
Concord, NC 28027
United States of America
Phone: 586-949-4100
E-mail: talktous@lionel.com
www.lionel.com

Club Membership

For more than 35 years, The Lionel RailRoader Club has provided its members with exclusive Lionel news, special promotions, merchandise discounts, and Lionel catalogs. This is your opportunity to join thousands of others in this legendary club.



To join online, or to print out an application, visit www.lionel.com/lrrc