



HO SD70MAC Diesel Locomotive

Announced 4.24.20
Orders Due: 5.29.20

ETA: April 2021

Burlington Northern Santa Fe


NEW FEATURES:

- All-new LED lighting
- First time ever with front and rear Rubber MU hoses, Trainline hoses, Cut levers, and rear Spare knuckle brackets

**NOW EQUIPPED WITH:
LEDs, & RUBBER MU HOSES**



Photo: JR DeNike, Paul Wester Collection



Era: 1996+

Without Sound

ATHG64814 HO SD70MAC, BNSF #9647

With Sound


ATHG64914 HO SD70MAC w/DCC & Sound, BNSF #9647

BNSF FEATURES:

• In 1996, the newly merged BNSF tested a new paint scheme to show off its new corporate identity. Affectionately nicknamed by railfans as

the "Vomit Bonnet" due to the color combination. It lasted for quite a while before being repainted into BNSF's orange and black scheme in late

2013. Our model depicts the as delivered scheme.



Era: 2005+

Without Sound

ATHG64811 HO SD70MAC, BNSF #9526
ATHG64812 HO SD70MAC, BNSF #9734
ATHG64813 HO SD70MAC, BNSF #9735

With Sound

ATHG64911 HO SD70MAC w/DCC & Sound, BNSF #9526
ATHG64912 HO SD70MAC w/DCC & Sound, BNSF #9734
ATHG64913 HO SD70MAC w/DCC & Sound, BNSF #9735

w/o Sound \$209.98_{SRP} With *Tsunami* 2 Sound \$299.98_{SRP}

These items are subject to Horizon's MAP policy



Visit Your Local Retailer | Visit www.athearn.com | Call 1.800.338.4639



HO SD70MAC Diesel Locomotive

Announced 4.24.20
Orders Due: 5.29.20

Burlington Northern

ETA: April 2021





Photo: Paul Wester Collection



Era: 1994+



Without Sound

- ATHG64804 HO SD70MAC, BN #9518
- ATHG64805 HO SD70MAC, BN #9530
- ATHG64806 HO SD70MAC, BN #9536

With Sound

- ATHG64904 HO SD70MAC w/DCC & Sound, BN #9518
- ATHG64905 HO SD70MAC w/DCC & Sound, BN #9530
- ATHG64906 HO SD70MAC w/DCC & Sound, BN #9536

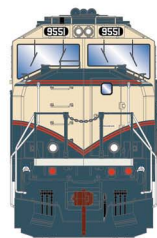
BN FEATURES:

BN's newly adapted "Executive" paint scheme. These units were built for hauling coal in the mid west.


Progress Rail Leasing



#Ready2Rust



Era: 1994+



Without Sound

- ATHG64807 HO SD70MAC, PRLX #9551
- ATHG64808 HO SD70MAC, PRLX #9554
- ATHG64809 HO SD70MAC, PRLX #9559
- ATHG64810 HO SD70MAC, PRLX #9562

Primed for Grime

- ATHG64907 HO SD70MAC w/DCC & Sound, PRLX #9551
- ATHG64908 HO SD70MAC w/DCC & Sound, PRLX #9554
- ATHG64909 HO SD70MAC w/DCC & Sound, PRLX #9559
- ATHG64910 HO SD70MAC w/DCC & Sound, PRLX #9562

PRLX FEATURES:


Progress Rail ended up with quite a few ex BNSF units when their lease expired. While roaming the whole system, they were picked up by NS and CSX as extra lease power and can be still seen operating today.

w/o Sound \$209.98_{SRP} With **Tsunami²** Sound \$299.98_{SRP}

These items are subject to Horizon's MAP policy



Visit Your Local Retailer | Visit www.athearn.com | Call 1.800.338.4639



HO SD70MAC Diesel Locomotive

Announced 4.24.20
Orders Due: 5.29.20

ETA: April 2021

Alaska Railroad



Era: 2000+

Without Sound

ATHG64815 HO SD70MAC, ARR #4007
 ATHG64816 HO SD70MAC, ARR #4010
 ATHG64817 HO SD70MAC, ARR #4012
 ATHG64818 HO SD70MAC, ARR #4013

With Sound

ATHG64915 HO SD70MAC w/DCC & Sound, ARR #4007
 ATHG64916 HO SD70MAC w/DCC & Sound, ARR #4010
 ATHG64917 HO SD70MAC w/DCC & Sound, ARR #4012
 ATHG64918 HO SD70MAC w/DCC & Sound, ARR #4013

ARR FEATURES:

Each unit has a different name on the cab based on Alaska cities. These units had ARR only spotting features such as reflective tape on the fuel tanks, unique handrails and winterization hatch.



CSX



Era: 2016+

Without Sound

ATHG64819 HO SD70MAC, CSX #4526
 ATHG64820 HO SD70MAC, CSX #4547
 ATHG64821 HO SD70MAC, CSX #4577
 ATHG64822 HO SD70MAC, CSX #4579

With Sound

ATHG64919 HO SD70MAC w/DCC & Sound, CSX #4526
 ATHG64920 HO SD70MAC w/DCC & Sound, CSX #4547
 ATHG64921 HO SD70MAC w/DCC & Sound, CSX #4577
 ATHG64922 HO SD70MAC w/DCC & Sound, CSX #4579

CSX FEATURES:

CSX's latest "Boxcar" scheme. Simplified cab roof antennas. Rear pilot mounted spare knuckles. 4526 and 4547 are ex CSX 725 class and 4577 and 4579 are ex CR 4130 class.

w/o Sound \$209.98_{SRP} With *Tsunami* 2 Sound \$299.98_{SRP}
 These items are subject to Horizon's MAP policy



Visit Your Local Retailer | Visit www.athearn.com | Call 1.800.338.4639



HO SD70MAC Diesel Locomotive

Announced 4.24.20
Orders Due: 5.29.20

ETA: April 2021

TFM



Era: 2012-2018+



Without Sound

- ATHG64823 HO SD70MAC, TFM #1633
- ATHG64824 HO SD70MAC, TFM #1649
- ATHG64825 HO SD70MAC, TFM #1656

With Sound

- ATHG64923 HO SD70MAC w/DCC & Sound, TFM #1633
- ATHG64924 HO SD70MAC w/DCC & Sound, TFM #1649
- ATHG64925 HO SD70MAC w/DCC & Sound, TFM #1656

TFM FEATURES:

As delivered, KCS of Mexico. Unique nose stripes and TFM flag.

All Railroads

SOUND EQUIPPED MODELS ALSO FEATURE

- Onboard DCC decoder with SoundTraxx Tsunami2 sound
- Sound units operate in both DC and DCC
- Engine, horn, and bell sounds work in DC
- All functions NMRA compatible in DCC mode
- Precision slow speed control
- Program a multiple unit (MU) lashup with lead unit only horn, bell, and lights
- Many functions can be altered via Configuration Value (CV) changes
- CV chart included in the box

PRIMED FOR GRIME MODELS FEATURE:

- Duplicated look and feel of "In Service" equipment; "Tattered and Torn" just like the real thing
- Faded base colors matched to the prototype
- Patches applied and shaped per road number matching each corresponding side to the prototype
- Perfect starting point for adding grime and rust



#Ready2Rust

LOCOMOTIVE FEATURES:

- DCC-ready features Quick Plug™ plug-and-play technology with 21-pin NEM connector
- LED Lighting for realistic appearance
- Coupler cut levers
- MU hoses
- Trainline hose
- See through cab windows
- Full cab interior
- Walkway tread
- Fine-scale Celcon handrails for scale appearance
- Windshield wipers
- Lift rings
- Wire grab irons
- Detailed fuel tank with fuel fillers, fuel gauges, & breather pipes
- Sander lines
- Genesis driveline with 5-pole skew wound motor, precision machined flywheels, and multi-link drivetrain
- All-wheel drive with precision gears for smooth & quiet operation
- All-wheel electrical pickup provides reliable current flow
- Wheels with RP25 contours operate on all popular brands of track
- Heavy die-cast frame for greater traction and more pulling power



PROTOTYPE SPECIFIC INFORMATION

During the early-1990's, EMD teamed-up with German engineering company Siemens to produce a freight locomotive that was capable of providing AC-traction drive currents, and thus providing a high-horsepower rating and lower fuel consumption for railroads which had an ever-increasing demand for saving fuel consumption by using a lesser amount of units to haul most of their trains.

The EMD SD70MAC was first introduced in early 1993, and began production later-on during the same year after numerous tests and improvements were made. Since then, the EMD SD70MAC has been a staple of heavy freight lines across the country.

As with every Athearn Genesis release, the level of prototypical detail is nothing short of spectacular. Each individual model comes fully assembled and is meticulously crafted to match the prototype that was researched to create it.

w/o Sound \$209.98_{SRP} With Tsunami² Sound \$299.98_{SRP}
These items are subject to Horizon's MAP policy



Visit Your Local Retailer | Visit www.athearn.com | Call 1.800.338.4639



HO GP7 Diesel Locomotive

Chessie System

Announced 4.24.20
Orders Due: 5.29.20

ETA: April 2021

Photo: Gary Overfeld Collection



Era: Early 1970s+
Without Sound
 ATHG82205
 ATHG82206

HO GP7, BO/Chessie #5610
 HO GP7, BO/Chessie #5628

With Sound
 ATHG82305
 ATHG82306

HO GP7 w/DCC & Sound, BO/Chessie #5610
 HO GP7 w/DCC & Sound, BO/Chessie #5628



Era: 1970s+



Era: 1970s+
Without Sound
 ATHG82207
 ATHG82208

HO GP7, CO/Chessie #5841
 HO GP7, CO/Chessie #5844

With Sound
 ATHG82307
 ATHG82308

HO GP7 w/DCC & Sound, CO/Chessie #5841
 HO GP7 w/DCC & Sound, CO/Chessie #5844

CHESSIE FEATURES:

#5610: Nathan M3 horn, spark arestors, non dynamic, long hood forward setup.

#5628: ex passenger unit, Nathan M5 horns on both ends, non dynamic, large fuel tank, roof top "torpedo" air tanks, setup for long hood forward.

#5841, #5844: Nathan M5 Horn, dynamic brakes, set up short hood forward, high nose mounted bell, C&O style spark arestors.

w/o Sound \$209.98_{SRP} With *Tsunami* 2 Sound \$299.98_{SRP}

These items are subject to Horizon's MAP policy



Visit Your Local Retailer | Visit www.athearn.com | Call 1.800.338.4639



HO GP7 Diesel Locomotive

Announced 4.24.20
Orders Due: 5.29.20

ETA: April 2021

Illinois Terminal



Era: 1953+

Without Sound

ATHG82218	HO GP7, ITC #1600
ATHG82219	HO GP7, ITC #1601
ATHG82220	HO GP7, ITC #1602
ATHG82221	HO GP7, ITC #1603

With Sound

ATHG82318	HO GP7 w/DCC & Sound, ITC #1600
ATHG82319	HO GP7 w/DCC & Sound, ITC #1601
ATHG82320	HO GP7 w/DCC & Sound, ITC #1602
ATHG82321	HO GP7 w/DCC & Sound, ITC #1603

IT FEATURES:

#1600, #1601, #1603: As Delivered in 1953. ITC's #1602: early 1960's repaint w/ thin yellow stripes, "Rubber Band" Scheme w/ "Scotchlite" effect high nose mounted bell, newer green painted body and silver underframe.

Western Pacific/Sacramento Northern*



Era: Mid 1970s+

Without Sound

ATHG82209	HO GP7, WP #708
ATHG82210	HO GP7, WP #710
ATHG82211	HO GP7, WP #713

With Sound

ATHG82309	HO GP7 w/DCC & Sound, WP #708
ATHG82310	HO GP7 w/DCC & Sound, WP #710
ATHG82311	HO GP7 w/DCC & Sound, WP #713



Era: Mid 1970s+

Without Sound

ATHG82212	HO GP7, SN #711
ATHG82213	HO GP7, SN #712

With Sound

ATHG82312	HO GP7 w/DCC & Sound, SN #711
ATHG82313	HO GP7 w/DCC & Sound, SN #712

WP/SN FEATURES:

- WP, Repaints
- 5-chime horn
- Winterization hatch

WP #713:

- has simulated rear class lights and different font numberboards.

Both SN units:

- 5-chime horn
- Illuminated cab strobe/beacon effect with DCC+Sound models

w/o Sound \$209.98_{SRP} With **Tsunami²** Sound \$299.98_{SRP}

These items are subject to Horizon's MAP policy



Visit Your Local Retailer | Visit www.athearn.com | Call 1.800.338.4639



HO GP7 Diesel Locomotive

Announced 4.24.20
Orders Due: 5.29.20

ETA: April 2021

New York Central/Peoria & Eastern

Photo: Louis Marre.
 Prototype photo depicts a later prototype version with modified skirts



Era: 1950s+

Without Sound


ATHG82216
 ATHG82217

HO GP7, NYC #5600
 HO GP7, NYC #5607

With Sound

ATHG82316
 ATHG82317

HO GP7 w/DCC & Sound, NYC #5600
 HO GP7 w/DCC & Sound, NYC #5607



Without Sound

ATHG82214
 ATHG82215

HO GP7, P&E #5612
 HO GP7, P&E #5615

With Sound

ATHG82314
 ATHG82315

HO GP7 w/DCC & Sound, P&E #5612
 HO GP7 w/DCC & Sound, P&E #5615

NYC/PE FEATURES:

- Phase II GP7s
- Single-chime horns
- Non-dynamic
- Full skirts
- Spark arrestors (P&E)
- Intricate striping pattern on pilots

w/o Sound \$209.98_{SRP} With *Tsunami* 2 Sound \$299.98_{SRP}

These items are subject to Horizon's MAP policy



Visit Your Local Retailer | Visit www.athearn.com | Call 1.800.338.4639




HO GP7 Diesel Locomotive

Announced 4.24.20
Orders Due: 5.29.20

ETA: April 2021

Santa Fe A+B Sets



Era: 1950s+

Without Sound

ATHG82203 HO GP7/GP7B, ATSF Zebra Stripe #2790/2790A
ATHG82204 HO GP7/GP7B, ATSF Zebra Stripe #2791/2791A

With Sound

ATHG82303 HO GP7/GP7B w/DCC & Sound, ATSF Zebra Stripe #2790/2790A
ATHG82304 HO GP7/GP7B w/DCC & Sound, ATSF Zebra Stripe #2791/2791A

w/o Sound \$399.98_{SRP} With **Tsunami** Sound \$579.98_{SRP}

Santa Fe Single Units



Era: 1950s+

Without Sound

ATHG82200 HO GP7, ATSF Zebra Stripe #2792
ATHG82201 HO GP7, ATSF Zebra Stripe #2873
ATHG82202 HO GP7B, ATSF Zebra Stripe #2792A

With Sound

ATHG82300 HO GP7 w/DCC & Sound, ATSF Zebra Stripe #2792
ATHG82301 HO GP7 w/DCC & Sound, ATSF Zebra Stripe #2873
ATHG82302 HO GP7B w/DCC & Sound, ATSF Zebra Stripe #2792A

ATSF FEATURES:

- Forward and Rear facing single chime horns on A units only
- Dynamic brakes
- "Canvas" sunshades (A units)
- Fuel tank skirts with rounded cutouts
- Intricate "Zebra Stripe" paint scheme

w/o Sound \$209.98_{SRP} With **Tsunami** Sound \$299.98_{SRP}
These items are subject to Horizon's MAP policy



Visit Your Local Retailer | Visit www.athearn.com | Call 1.800.338.4639



HO GP7 Diesel Locomotive

Announced 4.24.20
Orders Due: 5.29.20

ETA: April 2021

All Road Names

SOUND EQUIPPED MODELS ALSO FEATURE:

- Onboard DCC decoder with SoundTraxx Tsunami2 sound
- Sound units operate in both DC and DCC
- Full DCC functions available when operated in DCC mode
- Engine, horn, and bell sounds work in DC
- All functions NMRA compatible in DCC mode
- Excellent Slow speed control
- Operating lighting functions with F5 and/or F6
- Program a multiple unit (MU) lashup with lead unit only horn, bell, and lights
- Many functions can be altered via Configuration Value (CV) changes
- CV chart included

PRIMED FOR GRIME MODELS FEATURE:

- Duplicated look and feel of "In Service" equipment; "Tattered and Torn" just like the real thing
- Faded base colors matched to the prototype
- Patches applied and shaped per road number matching each corresponding side to the prototype
- Perfect starting point for adding grime and rust



#Ready2Rust

PROTOTYPE INFO:

In 1949, EMD introduced the GP7. The basic design followed most diesel switchers with the addition of a short hood instead of an end-cab. The hoods were also full height to better accommodate the diesel engine and mechanical and electrical components.

In 1954 EMD upgraded the GP7 to become the 1,750 horsepower GP9. Externally, the first GP9s were virtually unchanged from the last GP7s. Later versions would include different louver arrangements and the last ones would come without the frame skirting. The GP9 was available with all of the fuel tank, steam generator, and dynamic brake options as the GP7, including "torpedo tube" air tanks mounted on the roof.

Many railroads chose to rebuild their GP7s and GP9s for continued service. Often times, it was cheaper to do this rather than purchasing brand-new locomotives.

LOCOMOTIVE FEATURES:

- Trainline and MU hoses
- Coupler cut levers
- Drop steps unless noted
- MU stands
- "Nub" style walkway tread
- Bell placement & type per prototype
- Fine-scale handrails for scale appearance
- Wire grab irons
- Lift rings
- Windshield wipers
- See through cab windows and full cab interior
- Etched metal radiator intake grilles and fan grilles
- Air tanks mounted below sill unless noted
- Detailed fuel tank with fuel fillers, fuel gauges, breather pipes, and retention tanks
- Blomberg-B trucks with appropriate bearing caps
- Sander lines
- Speed recorder unless noted
- Fully-assembled and ready-to-run
- DCC-ready features Quick Plug™ plug-and-play technology with 21-pin NEM connector
- Scaled from prototype resources including drawings, field measurements, photographs, and more
- Accurately-painted and printed paint schemes
- Body mounted McHenry operating scale knuckle couplers
- Genesis driveline with 5-pole skew wound motor, precision machined flywheels, and multi-link drivetrain for trouble free operation
- All-wheel drive with precision gears for smooth and quiet operation
- All-wheel electrical pickup provides reliable current flow
- Wheels with RP25 contours operate on all popular brands of track
- Bidirectional constant LED lighting so headlight brightness remains constant
- Heavy die-cast frame for greater traction and more pulling power
- Packaging securely holds the model for safe storage
- Replacement parts available
- Minimum radius: 18"



w/o Sound \$209.98_{SRP} With Tsunami2 Sound \$299.98_{SRP}

These items are subject to Horizon's MAP policy



Visit Your Local Retailer | Visit www.athearn.com | Call 1.800.338.4639

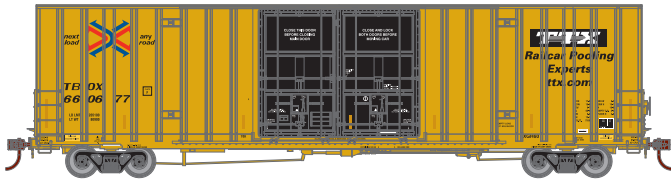


HO 60' Gunderson Box Car

Announced 04.24.20
Orders Due: 05.29.20

ETA: April 2021

Railbox



ATH75249 HO RTR 60' Gunderson Box Car, TBOX #660677
ATH75250 HO RTR 60' Gunderson Box Car, TBOX #660718
ATH75251 HO RTR 60' Gunderson Box Car, TBOX #660883
ATH75252 HO RTR 60' Gunderson Box Car, TBOX (3)

Era: 2010+

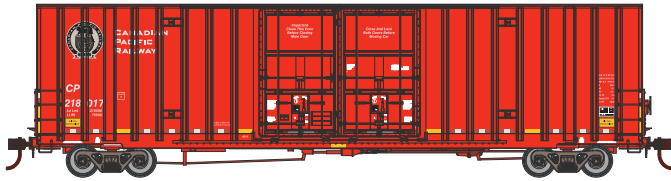
TTX



ATH75253 HO RTR 60' Gunderson Box Car, TOBX #889015
ATH75254 HO RTR 60' Gunderson Box Car, TOBX #889047
ATH75255 HO RTR 60' Gunderson Box Car, TOBX #889069
ATH75256 HO RTR 60' Gunderson Box Car, TOBX (3)

Era: 2015+

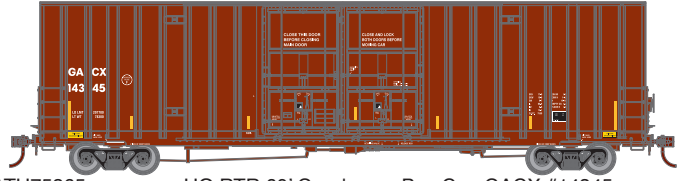
Canadian Pacific



ATH75261 HO RTR 60' Gunderson Box Car, CP #218017
ATH75262 HO RTR 60' Gunderson Box Car, CP #218253
ATH75263 HO RTR 60' Gunderson Box Car, CP #218363
ATH75264 HO RTR 60' Gunderson Box Car, CP (3)

Era: 2010+

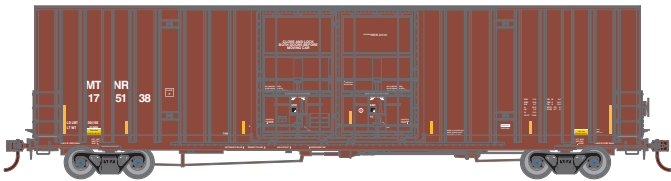
General American Marks Company



ATH75265 HO RTR 60' Gunderson Box Car, GACX #14345
ATH75266 HO RTR 60' Gunderson Box Car, GACX #14383
ATH75267 HO RTR 60' Gunderson Box Car, GACX #14416
ATH75268 HO RTR 60' Gunderson Box Car, GACX (3)

Era: 2015+

Mississippi & Tennessee



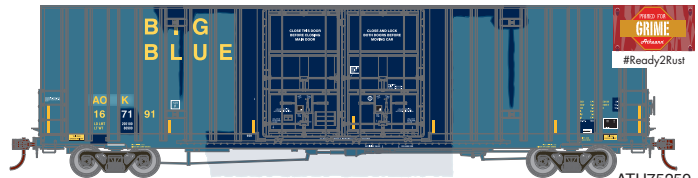
ATH75269 HO RTR 60' Gunderson Box Car, MTNR #175138
ATH75270 HO RTR 60' Gunderson Box Car, MTNR #175150
ATH75271 HO RTR 60' Gunderson Box Car, MTNR #175174
ATH75272 HO RTR 60' Gunderson Box Car, MTNR (3)

Era: 2015+

Arkansas-Oklahoma



ATH75257, ATH75258, ATH75260



ATH75257 HO RTR 60' Gunderson Box Car, AOK #112077
ATH75258 HO RTR 60' Gunderson Box Car, AOK #112144
ATH75259 HO RTR 60' Gunderson Box Car, AOK #167191
ATH75260 HO RTR 60' Gunderson Box Car, AOK (3)

Era: 2015+

PRIMED FOR GRIME MODELS FEATURE:

- Faded base colors matched to the prototype, the perfect starting point for adding grime and rust
- Patches applied and shaped per road number matching each corresponding side to the prototype
- Duplicated look and feel of "In Service" equipment; "Tattered and Torn" just like the real thing
- Some Prime for Grime models feature paint scheme variations



All Road Names

PROTOTYPE AND BACKGROUND INFO:

The modern 100 ton, high-cube, 60' boxcar has become ubiquitous in the modern rail scene. These cars are designed to carry a myriad of loads, from auto parts to forest products. These boxcars are a perfect addition to any modern freight train.

This RTR model accurately depicts a Gunderson built boxcar. Many paint schemes from the extremely similar Trenton/Greenbrier built cars are also offered as close "stand-in" type models.

MODEL FEATURES:

- Fully assembled and ready for your layout
- Weighted for optimum performance
- 36" metal wheels with RP25 contours operate on all popular brands of track
- Replacement parts available
- Based on prototype photos
- Separately applied wire grab irons and etched end platforms
- Razor sharp painting and printing
- Body mounted McHenry operating scale knuckle couplers
- Great for modern collectors
- Minimum radius: 18"

\$45.98 SRP - Individual

\$132.98 SRP - 3-Pack



Visit Your Local Retailer | Visit www.athearn.com | Call 1.800.338.4639



HO 57' Trinity 3-Unit Spine Car

Announced 04.24.20
Orders Due: 05.29.20


ETA: April 2021

TTX - Forward Thinking



ATH64006	HO RTR 57' Trinity Spine Car, TTRX #360821
ATH64007	HO RTR 57' Trinity Spine Car, TTRX #360853
ATH64008	HO RTR 57' Trinity Spine Car, TTRX #360862
ATH64009	HO RTR 57' Trinity Spine Car, TTRX #360887
ATH64010	HO RTR 57' Trinity Spine Car, TTRX #361013

TTX - Faded



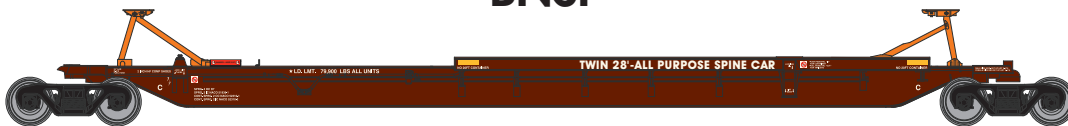
ATH64011	HO RTR 57' Trinity Spine Car, TTRX #360823
ATH64012	HO RTR 57' Trinity Spine Car, TTRX #360870
ATH64013	HO RTR 57' Trinity Spine Car, TTRX #360881
ATH64014	HO RTR 57' Trinity Spine Car, TTRX #360909
ATH64015	HO RTR 57' Trinity Spine Car, TTRX #360982

TTX



ATH64016	HO RTR 57' Trinity Spine Car, TTRX #360818
ATH64017	HO RTR 57' Trinity Spine Car, TTRX #360889
ATH64018	HO RTR 57' Trinity Spine Car, TTRX #361001
ATH64019	HO RTR 57' Trinity Spine Car, TTRX #361044
ATH64020	HO RTR 57' Trinity Spine Car, TTRX #361111

BNSF



ATH64021	HO RTR 57' Trinity Spine Car, BNSF #300512
ATH64022	HO RTR 57' Trinity Spine Car, BNSF #300518
ATH64023	HO RTR 57' Trinity Spine Car, BNSF #300569
ATH64024	HO RTR 57' Trinity Spine Car, BNSF #300573
ATH64025	HO RTR 57' Trinity Spine Car, BNSF #300592

All Road Names

PROTOTYPE AND BACKGROUND INFO:

The prototype for our model is based on a Trinity-built car owned by the TTX Company. These 70-ton cars (TTX class RAF30A) numbered TTRX 360817-361116 first appeared on the rails in the late 1990's. The Athearn model is faithful to the prototype allowing modelers to load a variety of trailers and containers.

MODEL FEATURES:

- Precision die-cast metal spine structure
- Separately applied brake piping
- Fine ladder detail
- McHenry scale knuckle spring couplers installed
- 33" solid nickel silver wheels with RP25 contours operate on all popular brands of track
- Trailer hitches come separately in raised and collapsed configurations so the customer can apply them to the model to suit their preferences
- Etched metal walkways
- Athearn's 53' trailer and container are perfect loads for these cars
- Weighted for optimal performance
- Minimum radius: 20"

\$119.98 SRP - Per Set



Visit Your Local Retailer | Visit www.athearn.com | Call 1.800.338.4639

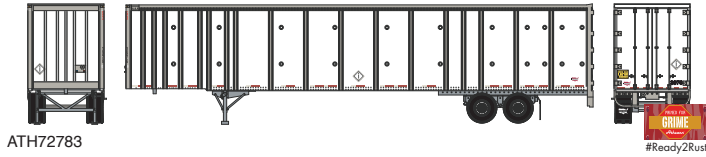


HO 53' Wabash Plate Trailer

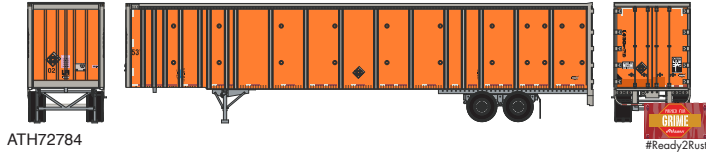
Announced 04.24.20
Orders Due: 05.29.20

ETA: April 2021

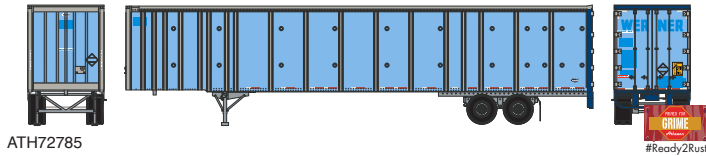
Owner Operator



ATH72783



ATH72784



ATH72785

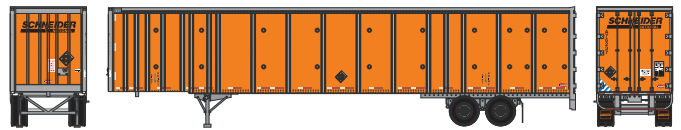
ATH72783 HO RTR 53' Wabash Plate Trailer, Owner Operator #3976
ATH72784 HO RTR 53' Wabash Plate Trailer, Owner Operator #A430139
ATH72785 HO RTR 53' Wabash Plate Trailer, Owner Operator #532773

Central Transport



ATH72786 HO RTR 53' Wabash Plate Trailer, Central Transport #47-0559
ATH72787 HO RTR 53' Wabash Plate Trailer, Central Transport #47-0574
ATH72788 HO RTR 53' Wabash Plate Trailer, Central Transport #47-0586

Schneider




ATH72792 HO RTR 53' Wabash Plate Trailer, Schneider #A76237
ATH72793 HO RTR 53' Wabash Plate Trailer, Schneider #F45555
ATH72794 HO RTR 53' Wabash Plate Trailer, Schneider #A94241

JB Hunt



ATH72789 HO RTR 53' Wabash Plate Trailer, JB Hunt #36743
ATH72790 HO RTR 53' Wabash Plate Trailer, JB Hunt #36840
ATH72791 HO RTR 53' Wabash Plate Trailer, JB Hunt #37600

ACE



ATH72798 HO RTR 53' Wabash Plate Trailer, ACE #7720
ATH72799 HO RTR 53' Wabash Plate Trailer, ACE #7739
ATH72800 HO RTR 53' Wabash Plate Trailer, ACE #7745


PRIMED FOR GRIME MODELS FEATURE:

- Faded base colors matched to the prototype, the perfect starting point for adding grime and rust
- Patches applied and shaped per road number matching each corresponding side to the prototype
- Duplicated look and feel of "In Service" equipment; "Tattered and Torn" just like the real thing
- Some Prime for Grime models feature paint scheme variations



#Ready2Rust

Werner



ATH72795 HO RTR 53' Wabash Plate Trailer, Werner #91059
ATH72796 HO RTR 53' Wabash Plate Trailer, Werner #91075
ATH72797 HO RTR 53' Wabash Plate Trailer, Werner #91084

All Carriers

PROTOTYPE AND BACKGROUND INFO:

The Wabash 53' Plate trailer was manufactured in the 1990's. The trailer is distinguished by the unique, uneven spacing the the exterior ribs. It was a common trailer for piggyback service in the 1990s and 2000s. The Plate trailer was subsequently replaced by the DuraPlate trailer in Wabash's line, but these veterans can still be found out on the road (and rails) today.

MODEL FEATURES:

- Highly-detailed, injection-molded body
- Separately-applied landing gear and mud flaps
- Painted and printed from prototype photos
- Replacement parts available
- Goes great with the Athearn 57' Trinity Spine car
- Fully-assembled and ready to run out of the box
- Weighted for trouble free operation
- Era: 1990's+ Perfect for your modern vehicle / TOFC trains!

\$31.98 SRP



Visit Your Local Retailer | Visit www.athearn.com | Call 1.800.338.4639




HO GP59/GP60 Locomotives

Announced 04.24.20
Orders Due: 05.29.20

ETA: April 2021

**NOW OFFERED WITH
NCE DECODER**

BNSF - GP60



HO GP60, BNSF #169
HO GP60, BNSF #200
HO GP60, BNSF #198

DCC Ready
RND12536
RND12537
RND12538

with DCC Decoder
RND12636
RND12637
RND12638



CSX - GP60

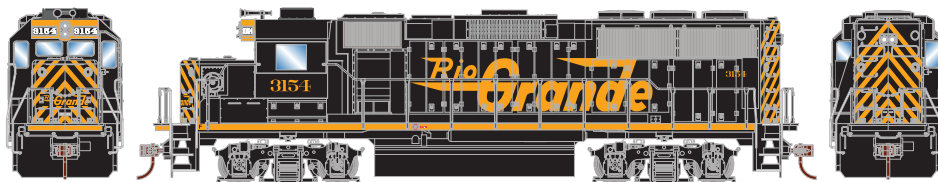


HO GP60, CSX #6897
HO GP60, CSX #6898
HO GP60, CSX #6899

DCC Ready
RND12539
RND12540
RND12541

with DCC Decoder
RND12639
RND12640
RND12641

Rio Grande* - GP60



HO GP60, DRGW #3154
HO GP60, DRGW #3155
HO GP60, DRGW #3156

DCC Ready
RND12542
RND12543
RND12544

with DCC Decoder
RND12642
RND12643
RND12644

Southern Pacific* - GP60



HO GP60, SP #9717
HO GP60, SP #9724
HO GP60, SP #9727

DCC Ready
RND12555
RND12556
RND12557

with DCC Decoder
RND12655
RND12656
RND12657

\$149.98 SRP - DCC Ready

\$184.98 SRP - with NCE Non-sound DCC Mobile Decoder

* Union Pacific Licensed Product



Visit Your Local Retailer | Visit www.athearn.com | Call 1.800.338.4639




HO GP59/GP60 Locomotives

Announced 04.24.20
Orders Due: 05.29.20

ETA: April 2021

**NOW OFFERED WITH
NCE DECODER**

EMD - GP60



HO GP60, EMDX #5
HO GP60, EMDX #6
HO GP60, EMDX #7

DCC Ready
RND12548
RND12549
RND12550

with DCC Decoder
RND12648
RND12649
RND12650

Norfolk Southern (OLS) - GP60



HO GP60, NS #4629
HO GP60, NS #4633

DCC Ready
RND12552
RND12553

with DCC Decoder
RND12652
RND12653

Vermont Railway - GP60




HO GP60, VTR #381

DCC Ready
RND12558

with DCC Decoder
RND12658

EMD - GP59



HO GP59, EMDX #8
HO GP59, EMDX #9
HO GP59, EMDX #10

DCC Ready
RND12545
RND12546
RND12547

with DCC Decoder
RND12645
RND12646
RND12647

\$149.98 SRP - DCC Ready

\$184.98 SRP - with NCE Non-sound DCC Mobile Decoder



Visit Your Local Retailer | Visit www.athearn.com | Call 1.800.338.4639



HO GP59/GP60 Locomotives

Announced 04.24.20
Orders Due: 05.29.20

ETA: April 2021

**NOW OFFERED WITH
NCE DECODER**



This photo is copyrighted Wikipedia article "EMD GP59" (https://commons.wikimedia.org/wiki/File:Southern_GP59_4610.jpg); it is used under the Creative Commons Attribution-ShareAlike 3.0 Unported License (CC-BY-SA <http://en.wikipedia.org/wiki/WP:CCBYSA>). You may redistribute it, verbatim or modified, providing that you comply with the terms of the CC-BY-SA.

Norfolk Southern - GP59



HO GP59, NS/SOU #4610

DCC Ready
RND12551

with DCC Decoder
RND12651

Norfolk Southern (OLS) -GP59



HO GP59, NS #4637

DCC Ready
RND12554

with DCC Decoder
RND12654

All Road Names



PROTOTYPE AND BACKGROUND INFO:

When the GP59's and GP60's were first introduced 3 demonstrator versions of each type were tested and evaluated all around the USA by many railroads. The GP60 model proved to be popular with Western-based carriers initially, and were utilized on SP and ATSF high-speed intermodal service. NS acquired both GP59 and GP60 models.

After the mega-mergers in the 1990s, the GP60s found themselves in new paint schemes and in service for new railroads such as UP and BNSF. CSX began to acquire GP60s second hand after 2010. Being assigned to locals and yard jobs, these distinctive locomotives are still in service today.

Athearn brings these locomotives to the Roundhouse line for the first time ever; fully assembled, and equipped with LEDs, wire grabs, and an optional NCE DCC decoder.

MODEL FEATURES:

- Factory installed Celcon handrails
- DCC Ready models feature 21-pin NEM plug
- LED Illuminated front and rear headlights
- Wheels with RP25 contours operate on all popular brand of track
- See-through cab windows
- 5-pole motor with precision-machined flywheels and multi-link drive train for trouble free operation
- Individually applied wire formed grab irons
- DCC Equipped models feature Non-sound DCC Decoder by NCE
- Nickel plated, blackened machined wheels
- Replacement parts available including motor brushes

\$149.98 SRP - DCC Ready

\$184.98 SRP - with NCE Non-sound DCC Mobile Decoder



Visit Your Local Retailer | Visit www.athearn.com | Call 1.800.338.4639



N PS-1 Single Door Box Car

Announced 04.24.20
Orders Due: 05.29.20

ETA: April 2021

Rio Grande



ATH2350 N 50' PS-1 SD Box Car, DRGW #60502 Era: 1954+
ATH2351 N 50' PS-1 SD Box Car, DRGW #60505
ATH2352 N 50' PS-1 SD Box Car, DRGW #60507

Boston & Maine



ATH2353 N 50' PS-1 SD Box Car, BM #77125 Era: 1956+
ATH2354 N 50' PS-1 SD Box Car, BM #77405
ATH2355 N 50' PS-1 SD Box Car, BM #77971

Tidewater Southern



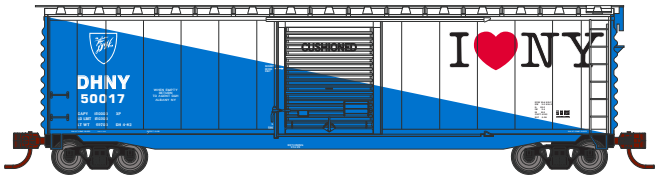
ATH2356 N 50' PS-1 SD Box Car, TS #501 Era: 1956+
ATH2357 N 50' PS-1 SD Box Car, TS #504
ATH2358 N 50' PS-1 SD Box Car, TS #507

Central of Georgia



ATH2359 N 50' PS-1 SD Box Car, CG #5978 Era: 1956+
ATH2360 N 50' PS-1 SD Box Car, CG #1688
ATH2361 N 50' PS-1 SD Box Car, CG #5870

Delaware & Hudson



ATH2362 N 50' PS-1 SD Box Car, DHNY #50017 Era: 1970s+
ATH2363 N 50' PS-1 SD Box Car, DHNY #50019
ATH2364 N 50' PS-1 SD Box Car, DHNY #50029

Gulf, Mobile & Ohio



ATH2365 N 50' PS-1 SD Box Car, GMO #59491 Era: 1964+
ATH2366 N 50' PS-1 SD Box Car, GMO #57835
ATH2367 N 50' PS-1 SD Box Car, GMO #59370

All Road Names

PROTOTYPE AND BACKGROUND INFO:

Pullman Standard introduced the all steel PS-1 box car in several different sizes including 40', 50' and 60' lengths. Multiple door configurations and styles made these box cars very flexible. Pullman Standard had their own signature details, such as rolled non-terminating ends, and bow-tie stamped metal roofs. These were signature elements that identified the PS-1 among the other freight car builders of the time.

MODEL FEATURES:

- See through metal roof walk
- Detailed under frame
- Fully-assembled and ready-to-run out of the box
- Highly detailed, injection molded body
- Screw mounted trucks
- Weighted for trouble free operation
- Operates on Code 55 and 80 rail
- Scale profile brake wheel
- Roller bearing or Bettendorf trucks
- Accurately painted and printed
- Machined metal wheels
- McHenry knuckle couplers
- Clear plastic jewel box for convenient storage
- Minimum radius: 9 3/4"

\$25.98 SRP - Individual



Visit Your Local Retailer | Visit www.athearn.com | Call 1.800.338.4639




50' 5283 FMC Double Door Box

Announced 5.31.19
Orders Due: 6.28.19


ETA: May 2020

Bangor & Aroostook



RND1056 HO 50' FMC 5283 Double Door Box, BAR #9513
RND1057 HO 50' FMC 5283 Double Door Box, BAR #9577
RND1058 HO 50' FMC 5283 Double Door Box, BAR #9589

British Columbia Railroad



RND1063 HO 50' FMC 5283 Double Door Box, BCOL #48001
RND1064 HO 50' FMC 5283 Double Door Box, BCOL #48008
RND1065 HO 50' FMC 5283 Double Door Box, BCOL #48047

Golden West




RND1066 HO 50' FMC 5283 Double Door Box, GVSR #765011
RND1080 HO 50' FMC 5283 Double Door Box, GVSR #774148
RND1081 HO 50' FMC 5283 Double Door Box, GVSR #774166

Infinity Rail




Primed for Grime
RND1082 HO 50' FMC 5283 Double Door Box, IFTX #501222
RND1083 HO 50' FMC 5283 Double Door Box, IFTX #501224
RND1084 HO 50' FMC 5283 Double Door Box, IFTX #501229

Wisconsin Southern




RND1085 HO 50' FMC 5283 Double Door Box, WSOR #103001
RND1086 HO 50' FMC 5283 Double Door Box, WSOR #103007
RND1087 HO 50' FMC 5283 Double Door Box, WSOR #103012

Southern Pacific*



RND1088 HO 50' FMC 5283 Double Door Box, SP #240007
RND1089 HO 50' FMC 5283 Double Door Box, SP #240115
RND1090 HO 50' FMC 5283 Double Door Box, SP (3-PACK)

Cotton Belt*



RND1091 HO 50' FMC 5283 Double Door Box, SSW #67463
RND1093 HO 50' FMC 5283 Double Door Box, SSW #67477
RND1094 HO 50' FMC 5283 Double Door Box, SSW (3-PACK)

Minnesota, Dakota & Western



RND1095 HO 50' FMC 5283 Double Door Box, MDW #8092
RND1096 HO 50' FMC 5283 Double Door Box, MDW #8093
RND1547 HO 50' FMC 5283 Double Door Box, MDW #8097

All Road Names

PRIMED FOR GRIME MODELS FEATURE:

- Duplicated look and feel of "In Service" equipment; "Tattered and Torn" just like the real thing
- Faded base colors matched to the prototype
- Patches applied and shaped per road number matching each corresponding side to the prototype
- Perfect starting point for adding grime and rust



#Ready2Rust

MODEL FEATURES:

- New paint schemes and road numbers
- Positionable sliding double doors
- Highly-detailed, injection-molded body
- Separately applied brake wheel
- Machined metal wheels
- Weighted for trouble free operation
- Wheels with RP25 contours operate on all popular brands of track
- Body mounted McHenry® operating scale knuckle couplers
- Minimum radius: 18"

\$28.98 Individual SRP **\$85.98** 3-Pack SRP

* Union Pacific Licensed Product



Visit Your Local Retailer | Visit www.athearn.com | Call 1.800.338.4639


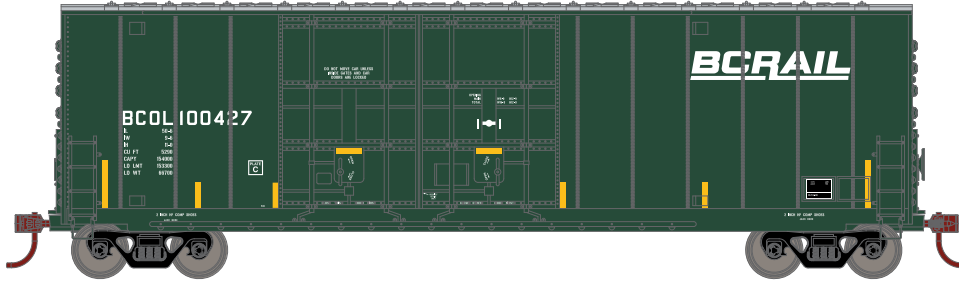



HO 50' HC Double Door Box Car

Announced 5.31.19
Orders Due: 6.28.19

BC Rail



ETA: May 2020



Era: 2005+

- RND88150 HO 50' High Cube Double Plug Door Box, BCOL #100427
- RND88491 HO 50' High Cube Double Plug Door Box, BCOL #100438
- RND88492 HO 50' High Cube Double Plug Door Box, BCOL #100449


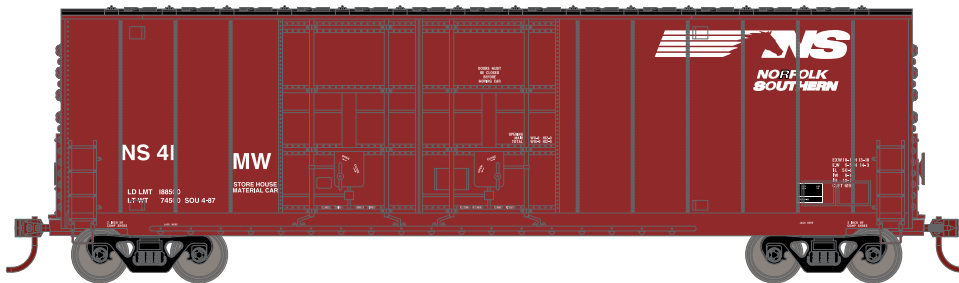

Midwest Car (ex CN/GT)



Era: 2005+

- RND88493 HO 50' High Cube Double Plug Door Box, MWCX ex GT #500244
- RND88494 HO 50' High Cube Double Plug Door Box, MWCX ex GT #500266
- RND88495 HO 50' High Cube Double Plug Door Box, MWCX ex GT #500267

Norfolk Southern (MOW)



Era: 2005+

- RND88496 HO 50' High Cube Double Plug Door Box, NS #41
- RND88497 HO 50' High Cube Double Plug Door Box, NS #57
- RND88498 HO 50' High Cube Double Plug Door Box, NS #58

All Road Names

PRIMED FOR GRIME MODELS FEATURE:

- Duplicated look and feel of "In Service" equipment; "Tattered and Torn" just like the real thing
- Faded base colors matched to the prototype
- Patches applied and shaped per road number matching each corresponding side to the prototype
- Perfect starting point for adding grime and rust



#Ready2Rust

MODEL FEATURES:

- Fully assembled and ready for your layout
- Underbody with brake system details
- Machined metal wheels
- Weighted for trouble free operation
- Wheels with RP25 contours operate on all popular brands of track
- Body mounted McHenry operating scale knuckle couplers
- Replacement parts available
- Minimum radius: 18"

\$27.98 SRP



Visit Your Local Retailer | Visit www.athearn.com | Call 1.800.338.4639



HO GP38-2 Diesel Locomotive

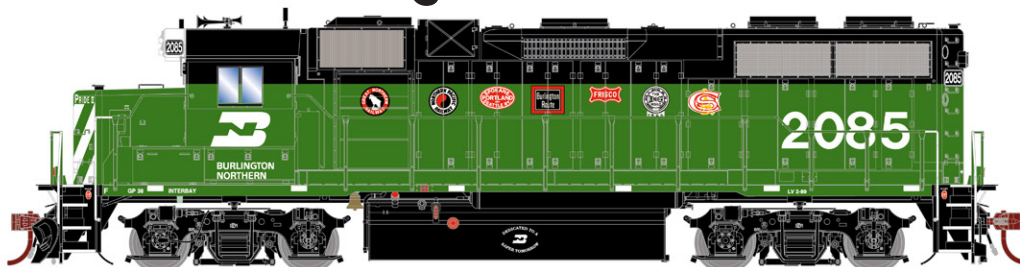
Announced 5.31.19
Orders Due: 6.28.19

ETA: May 2020



**NOW EQUIPPED WITH:
LEDs, & RUBBER MU HOSES**

Burlington Northern



Era: 1990+

Without Sound

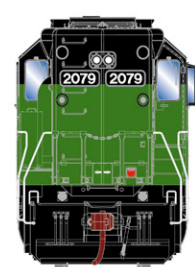
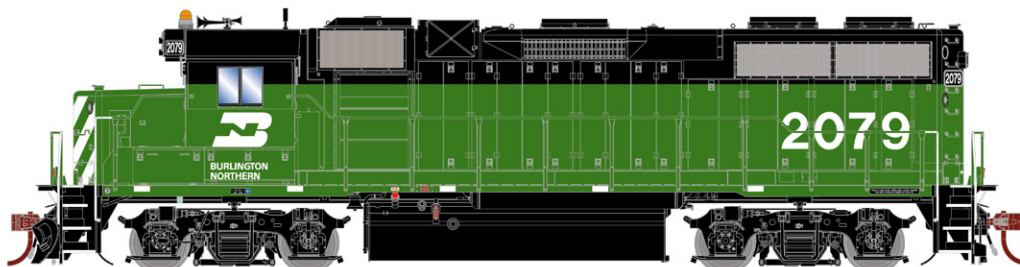
ATHG68079 HO GP38-2, BN Pacific Pride II #2085
 ATHG68080 HO GP38-2, BN #2078
 ATHG68081 HO GP38-2, BN #2079
 ATHG68082 HO GP38-2, BN #2082

With Sound

ATHG68179 HO GP38-2 w/DCC & Sound, BN Pacific Pride II #2085
 ATHG68180 HO GP38-2 w/DCC & Sound, BN #2078
 ATHG68181 HO GP38-2 w/DCC & Sound, BN #2079
 ATHG68182 HO GP38-2 w/DCC & Sound, BN #2082

BN FEATURES:

- Phase I with widely spaced radiator fans and chicken wire radiator grilles
- Late coupler cut levers with loops painted white
- Front and rear early drop steps
- 81" nose with ratchet brake
- Green or Black anti-glare patch on nose per prototype era
- BN-style early battery box doors
- #2078, 2079, 2082 feature illuminated beacon with effect on DCC+Sound
- Early Dash-2 cab with louvers
- Welded cab side panels with arm rests



Era: 1980s+

w/o Sound \$199.98_{SRP} With *Tsunami* 2 Sound \$289.98_{SRP}

These items are subject to Horizon's MAP policy



Visit Your Local Retailer | Visit www.athearn.com | Call 1.800.338.4639


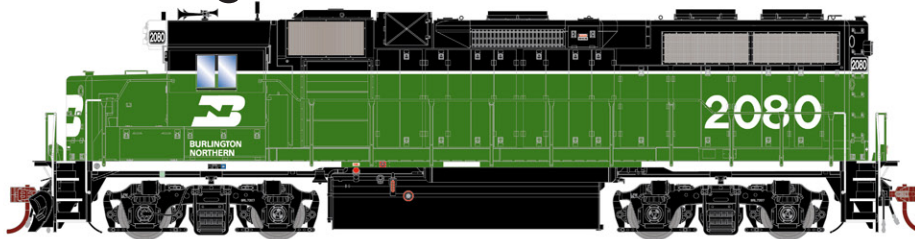



HO GP38-2 Diesel Locomotive

Announced 5.31.19
Orders Due: 6.28.19

ETA: May 2020

Burlington Northern (continued)



Era: 1990+

Without Sound

ATHG68083 HO GP38-2, BN White Face #2080

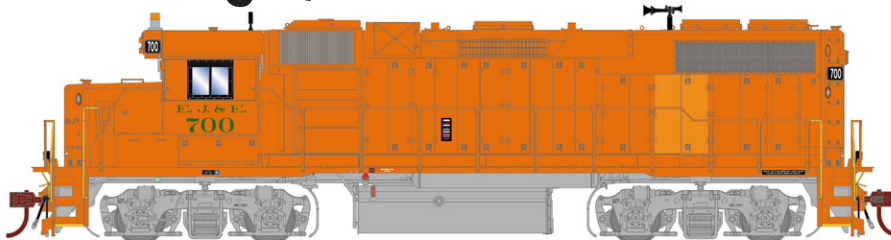

With Sound

ATHG68183 HO GP38-2 w/DCC & Sound, BN White Face #2080

BN FEATURES (continued):

- Standard EMD low snowplow
- Detailed 3,600 gallon fuel tank with vertical sight glass
- Salem air filter with piping
- Leslie S-3L-R air horn

Elgin, Joliet & Eastern



Era: 1970s+

Without Sound

ATHG68084 HO GP38-2, EJE #700

ATHG68085 HO GP38-2, EJE #701

ATHG68086 HO GP38-2, EJE #702

ATHG68087 HO GP38-2, EJE #704

Post-delivery "in-service" appearance with handrail verticals and step edges painted safety yellow.

With Sound

ATHG68184 HO GP38-2 w/DCC & Sound, EJE #700

ATHG68185 HO GP38-2 w/DCC & Sound, EJE #701



ATHG68186 HO GP38-2 w/DCC & Sound, EJE #702

ATHG68187 HO GP38-2 w/DCC & Sound, EJE #704

EJE FEATURES:

- Phase Ib with narrow spaced radiator fans and chicken wire radiator grilles
- Standard range dynamic brake
- Xenon strobe, effect with DCC+Sound version
- Firecracker antennas
- "Mushroom" vent on cab roof
- Long hood mounted 3-chime air horn on bracket
- Underframe mounted bell
- Detailed 2600 gallon fuel tank with vertical sight glass
- Blomberg-B trucks with leaf springs and Hyatt bearings
- All-weather windows on both sides of cab

Illinois Terminal



Era: 1970s+

Without Sound

ATHG68088 HO GP38-2, IT #2001

ATHG68089 HO GP38-2, IT #2002

ATHG68090 HO GP38-2, IT #2003

ATHG68091 HO GP38-2, IT #2004

With Sound

ATHG68188 HO GP38-2 w/DCC & Sound, IT #2001

ATHG68189 HO GP38-2 w/DCC & Sound, IT #2002

ATHG68190 HO GP38-2 w/DCC & Sound, IT #2003

ATHG68191 HO GP38-2 w/DCC & Sound, IT #2004

IT FEATURES:

- Phase II with narrow spaced radiator fans and corrugated radiator grilles
- Non-dynamic brake hatch with angled PAF box
- Early flush exhaust
- 88" nose with ratchet brake
- Large EMD style snowplow (small snowplow included in box; allows modelers to replicate earlier configuration)
- Leslie S-3L-R air horn
- Long hood mounted bell
- Detailed 2600 gallon fuel tank with vertical sight glass
- Blomberg-M trucks with rubber springs and Hyatt bearings
- "Breakaway-type handrail stanchions front and rear"

w/o Sound \$199.98_{SRP} With **Tsunami²** Sound \$289.98_{SRP}

These items are subject to Horizon's MAP policy



Visit Your Local Retailer | Visit www.athearn.com | Call 1.800.338.4639



HO GP38-2 Diesel Locomotive

Announced 5.31.19
Orders Due: 6.28.19

ETA: May 2020

Pittsburgh & Lake Erie



Era: 1980s+

Without Sound

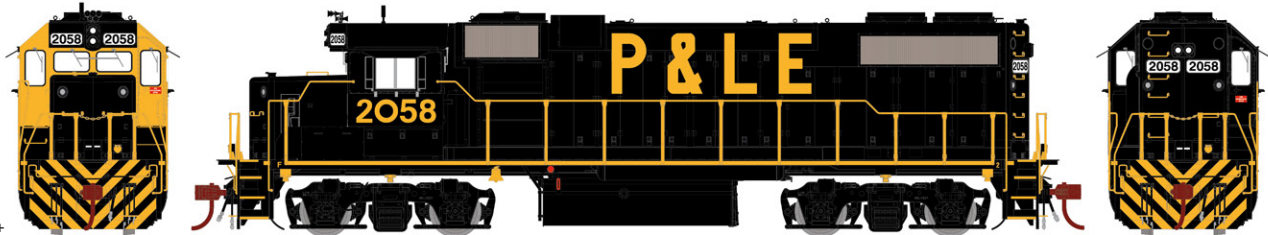
ATHG68092 HO GP38-2, P&LE #2057
ATHG68095 HO GP38-2, P&LE #2060

With Sound

ATHG68192 HO GP38-2 w/DCC & Sound, P&LE #2057
ATHG68195 HO GP38-2 w/DCC & Sound, P&LE #2060

P&LE FEATURES:

- Ex-Rock Island phase II with narrow spaced radiator fans and corrugated radiator grilles
- Non-dynamic brake hatch
- Early flush exhaust
- 81" nose with ratchet brake
- 5 chime horn
- Early ECAFB



Era: 1980s+

Without Sound

ATHG68093 HO GP38-2, P&LE #2058
ATHG68094 HO GP38-2, P&LE #2059

With Sound

ATHG68193 HO GP38-2 w/DCC & Sound, P&LE #2058
ATHG68194 HO GP38-2 w/DCC & Sound, P&LE #2059

P&LE FEATURES (continued):

- Underframe mounted bell
- Detailed 2600 gallon fuel tank with vertical sight glass
- Blomberg-B trucks with leaf springs and Hyatt bearings
- Salem air filter with piping
- Extra jacking pads next to front and rear pilot step wells
- Firecracker antenna

Conrail



Era: Late 1970s+

Without Sound


ATHG68096	HO GP38-2, CR #8055	
ATHG68097	HO GP38-2, CR #8098	#8098:
ATHG68098	HO GP38-2, CR #8146	• Small EMD plow on front
ATHG68099	HO GP38-2, CR White Sill #8045	and smaller Conrail logo
ATHG68744	HO GP38-2, CR White Sill #8088	

With Sound

ATHG68196 HO GP38-2 w/DCC & Sound, CR #8055
ATHG68197 HO GP38-2 w/DCC & Sound, CR #8098
ATHG68198 HO GP38-2 w/DCC & Sound, CR #8146
ATHG68199 HO GP38-2 w/DCC & Sound, CR White Sill #8045
ATHG68844 HO GP38-2 w/DCC & Sound, CR White Sill #8088

CR FEATURES:

- Phase Ib with narrow spaced radiator fans and hicken wire radiator grilles
- Standard range dynamic brake
- New 81" nose with conductor side grab and ratchet brake
- Small "weed cutter" style snowplow front and rear
- Leslie S-3L-R air horn
- Underframe mounted bell
- Detailed 2600 gallon fuel tank with vertical sight glass
- Blomberg-M trucks with rubber springs and Hyatt bearings



Era: Late 1980s+

w/o Sound \$199.98_{SRP} With **Tsunami²** Sound \$289.98_{SRP}
These items are subject to Horizon's MAP policy



Visit Your Local Retailer | Visit www.athearn.com | Call 1.800.338.4639



HO GP38-2 Diesel Locomotive

Conrail (continued)

Announced 5.31.19
Orders Due: 6.28.19

ETA: May 2020



Era: Early 1990s+

Without Sound

ATHG68745 HO GP38-2, CR Quality #8077
ATHG68746 HO GP38-2, CR OLS #8090

With Sound

ATHG68845 HO GP38-2 w/DCC & Sound, CR Quality #8077
ATHG68846 HO GP38-2 w/DCC & Sound, CR OLS #8090

#8077, #8090:

- Standard EMD low snowplow front
- Small "weed cutter" style snowplow rear
- Illuminated pilot mounted ditch lights front and rear (Flash when horn is activated on DCC+Sound version; depending on direction of travel)



All Railroads

SOUND EQUIPPED MODELS ALSO FEATURE

- Onboard DCC decoder with SoundTraxx Tsunami2 sound
- Sound units operate in both DC and DCC
- Engine, horn, and bell sounds work in DC
- All functions NMRA compatible in DCC mode
- Precision slow speed control
- Program a multiple unit (MU) lashup with lead unit only horn, bell, and lights
- Many functions can be altered via Configuration Value (CV) changes
- CV chart included in the box

PROTOTYPE SPECIFIC INFORMATION

By the early 1970s, many first generation diesels were reaching the end of their service lives. The most common replacement locomotive became the GP38-2. EMD began production of the 16-cylinder, non-turbocharged, 2000 horsepower locomotive in 1972. Unlike the GP38's prime mover, which drove a generator to supply power to the traction motors, the GP38-2s prime mover drove an alternator which produced AC electrical current that was rectified to DC to power the four traction motors. Another major change for the GP38-2 was the introduction of the "Dash 2" modular electrical cabinet. For more than 40 years, the GP38-2 has worked main line freights, locals, switching jobs, yard service, helpers, snow fighting trains, and hump power. Many remain in service today.

LOCOMOTIVE FEATURES:

- Fully-assembled and ready-to-run
- DCC-ready features Quick Plug™ plug-and-play technology with 21-pin NEM connector
- Scaled from prototype resources including drawings, field measurements, photographs, and more
- Accurately-painted and -printed paint schemes
- Coupler cut levers
- MU hoses
- Trainline hose
- See through cab windows
- Full cab interior
- Walkway tread
- Fine-scale Celcon handrails for scale appearance
- Windshield wipers
- Lift rings
- Wire grab irons
- Detailed fuel tank with fuel fillers, fuel gauges, & breather pipes
- Sander lines
- McHenry scale knuckle couplers - Kadee compatible
- Genesis driveline with 5-pole skew wound motor, precision machined flywheels, and multi-link drivetrain
- All-wheel drive with precision gears for smooth & quiet operation
- All-wheel electrical pickup provides reliable current flow
- Wheels with RP25 contours operate on all popular brands of track
- LED Lighting for realistic appearance
- Heavy die-cast frame for greater traction and more pulling power
- Packaging securely holds for the model for safe storage



w/o Sound \$199.98_{SRP} With **Tsunami2** Sound \$289.98_{SRP}

These items are subject to Horizon's MAP policy
* Union Pacific Licensed Product



Visit Your Local Retailer | Visit www.athearn.com | Call 1.800.338.4639

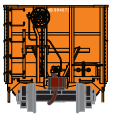
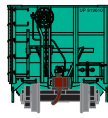
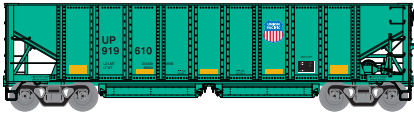


40' 3-Bay Ribbed Hopper

Announced 5.31.19
Orders Due: 6.28.19

ETA: May 2020

Union Pacific*

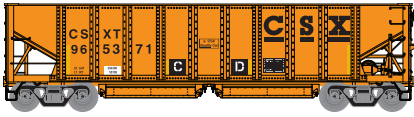


ATH14251 HO RTR 40' Ribbed Ballast Hopper/Load, UP #919610
ATH14252 HO RTR 40' Ribbed Ballast Hopper/Load, UP (4) #1
ATH14253 HO RTR 40' Ribbed Ballast Hopper/Load, UP (4) #2

ATH14254 HO RTR 40' Ribbed Ballast Hopper/Load, NS #994673MW
ATH14255 HO RTR 40' Ribbed Ballast Hopper/Load, NS (4) #1
ATH14256 HO RTR 40' Ribbed Ballast Hopper/Load, NS (4) #2

Norfolk Southern

CSX



ATH14258 HO RTR 40' Ribbed Ballast Hopper/Load, CSX #965371
ATH14259 HO RTR 40' Ribbed Ballast Hopper/Load, CSX (4) #1
ATH14260 HO RTR 40' Ribbed Ballast Hopper/Load, CSX (4) #2

ATH14261 HO RTR 40' Ribbed Ballast Hopper/Load, RJC #176941
ATH14268 HO RTR 40' Ribbed Ballast Hopper/Load, RJC (4) #1
ATH14269 HO RTR 40' Ribbed Ballast Hopper/Load, RJC (4) #2

RJ Corman

Herzog

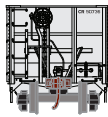
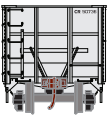


ATH14270 HO RTR 40' Ribbed Ballast Hopper/Load, HZGX #9864
ATH14271 HO RTR 40' Ribbed Ballast Hopper/Load, HZGX (4) #1
ATH14272 HO RTR 40' Ribbed Ballast Hopper/Load, HZGX (4) #2

ATH14273 HO RTR 40' Ribbed Ballast Hopper/Load, ARR #14901
ATH14274 HO RTR 40' Ribbed Ballast Hopper/Load, ARR (4) #1
ATH14275 HO RTR 40' Ribbed Ballast Hopper/Load, ARR (4) #2

Alaska Railroad

Conrail



ATH14276 HO RTR 40' Ribbed Ballast Hopper/Load, CR #50736
ATH14277 HO RTR 40' Ribbed Ballast Hopper/Load, CR (4) #1
ATH14278 HO RTR 40' Ribbed Ballast Hopper/Load, CR (4) #1

All Road Names

MODEL FEATURES:

- Removable load
- Decorated models fully-assembled and ready to run out of the box
- Highly-detailed, injection-molded body
- Separately applied wire grab irons and brake wheel
- Machined metal wheels
- Weighted for trouble free operation
- Solid nickel silver wheels with RP25 contours operate on all popular brands of track
- Body mounted McHenry operating scale knuckle couplers
- Window packaging for easy viewing plus interior plastic blister safely holds the model for convenient storage
- Replacement parts available
- Minimum radius: 15"

PROTOTYPE AND BACKGROUND INFO:

Ballast hoppers are non-revenue freight cars that are owned by the parent railroad or leased from a construction company. These cars originate from a ballast quarry and shuttled via manifest freight or unit maintenance of way (MOW) trains to the right of way construction site. These cars can be seen together in long sets depending how extensive the project may be.

\$33.98 Individual SRP **\$129.98** 4-Pack SRP

* Union Pacific Licensed Product



Visit Your Local Retailer | Visit www.athearn.com | Call 1.800.338.4639



HO EMD F-Unit Diesel

Announced 5.31.19
Orders Due: 6.28.19

ETA: May 2020

Santa Fe



Photo: Christopher Nanak - Layout: NAPM Model Railroad Club <http://www.napmtrd.org>



Without Sound

ATHG12317 HO F7A, ATSF/Cat Whiskers #205L

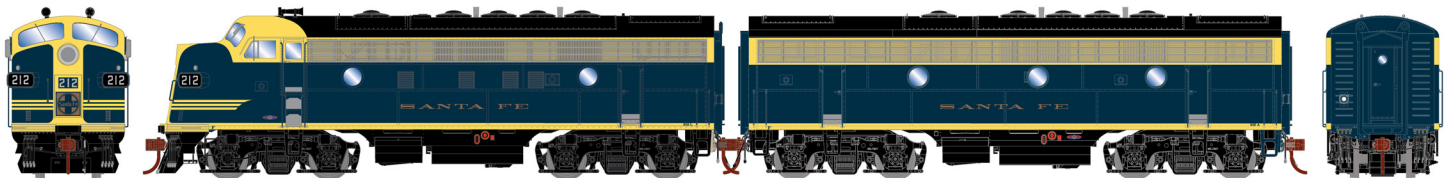
With Sound

ATHG12417 HO F7A w/DCC & Sound, ATSF/Cat Whiskers #205L

#205L

- 36" dynamic brake fan
- Dual single-chime horns
- Kick plates
- Full skirts
- Etched mirrors
- Freight pilot
- Etched metal number plate on A-units

w/o Sound \$199.98_{SRP} With Tsunami² Sound \$289.98_{SRP}



Without Sound

ATHG12318 HO F7 A/B, ATSF/Cat Whiskers #212L/#212A

ATHG12319 HO F7 A/B, ATSF/Cat Whiskers #212C/#212B

With Sound

ATHG12418 HO F7 A/B w/DCC & Sound, ATSF/Cat Whiskers #212L/#212A

ATHG12419 HO F7 A/B w/DCC & Sound, ATSF/Cat Whiskers #212C/#212B

#212 A & B-unit sets

- Etched metal number plate on A-units
- Hostler "backup" light on blind ends

w/o Sound \$379.98_{SRP} With Tsunami² Sound \$559.98_{SRP}

These items are subject to Horizon's MAP policy



Visit Your Local Retailer | Visit www.athearn.com | Call 1.800.338.4639




HO EMD F-Unit Diesel

Announced 5.31.19
Orders Due: 6.28.19

ETA: May 2020

Milwaukee Road



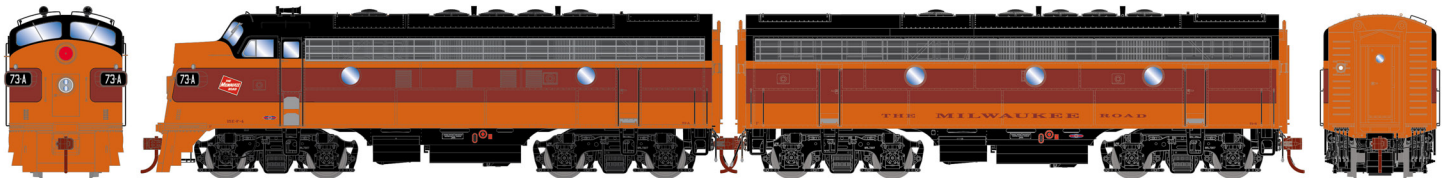
Without Sound
ATHG12320

HO F7A, MILW #73C

With Sound
ATHG12420

HO F7A w/DCC & Sound, MILW #73C

w/o Sound \$199.98_{SRP} With **Tsunami²** Sound \$289.98_{SRP}



Without Sound

ATHG12321 HO F7 A/B, MILW #73A/#73B
ATHG12322 HO F7 A/B, MILW #69A/#69B

With Sound

ATHG12421 HO F7 A/B w/DCC & Sound, MILW #73A/#73B
ATHG12422 HO F7 A/B w/DCC & Sound, MILW #69A/#69B

F7A-Units

- "Eyebrow" grabs
- Dual single-chime horns
- Kick plates
- Rear roof corner grab
- Emergency "Big Hole" light; activated when E-stop button is pressed on DCC+Sound version only.

MILW FEATURES:

- Freight units without steam generators
- 36" dynamic brake fan
- Hostler "backup" light on blind ends
- Ladder rest grabs

w/o Sound \$379.98_{SRP} With **Tsunami²** Sound \$559.98_{SRP}

Missouri Kansas Texas*



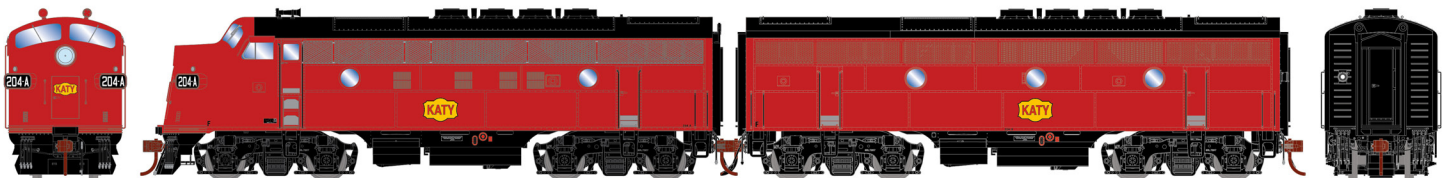
Without Sound

ATHG12323 HO F3A, MKT/Freight #204C
ATHG12325 HO F3A Phase II, MKT/Freight#205A

With Sound

ATHG12423 HO F3A w/DCC & Sound, MKT/Freight #204C
ATHG12425 HO F3A Phase II w/DCC & Sound, MKT/Freight#205A

w/o Sound \$199.98_{SRP} With **Tsunami²** Sound \$289.98_{SRP}



Without Sound

ATHG12324 HO F3 A/B Phase II, MKT/Freight #204A/#204B
ATHG12326 HO F3 A/B Phase II, MKT/Freight#205B/#205C

With Sound

ATHG12424 HO F3 A/B Phase II w/DCC & Sound, MKT/Freight #204A/#204B
ATHG12426 HO F3 A/B Phase II w/DCC & Sound, MKT/Freight#205B/#205C

#204, #205 F3 A & B-unit sets

- Freight units without steam generators
- Non-dynamic brake body
- Hostler "backup" light on blind ends
- Tall radiator fans
- Chicken wire radiator grilles
- Full skirts

w/o Sound \$379.98_{SRP} With **Tsunami²** Sound \$559.98_{SRP}

These items are subject to Horizon's MAP policy



HO EMD F-Unit Diesel

Announced 5.31.19
Orders Due: 6.28.19

ETA: May 2020

Frisco



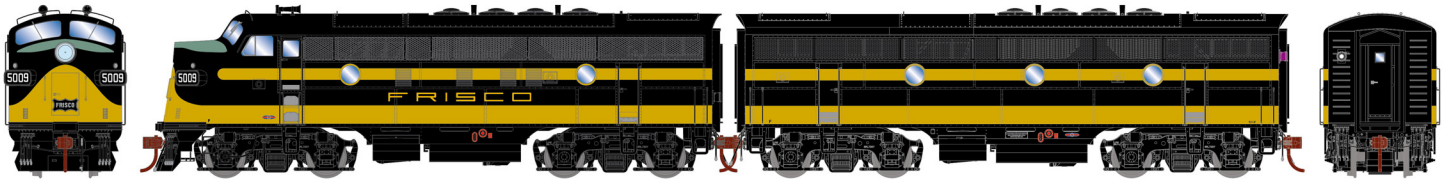
Without Sound

ATHG12327 HO F3A, SLSF #5010

With Sound

ATHG12427 HO F3A w/DCC & Sound, SLSF #5010

w/o Sound \$199.98_{SRP} With Tsunami² Sound \$289.98_{SRP}



Without Sound

ATHG12328 HO F3 A/B, SLSF #5009/#5112

ATHG12329 HO F3 A/B Phase II, SLSF #5014/#5104

With Sound

ATHG12428 HO F3 A/B w/DCC & Sound, SLSF #5009/#5112

ATHG12429 HO F3 A/B w/DCC & Sound, SLSF #5014/#5104

SLSF FEATURES:

- Freight units without steam generators
- Non-dynamic brake body
- Kick Plates
- Etched mirrors
- Hostler "backup" light on blind ends

w/o Sound \$379.98_{SRP} With Tsunami² Sound \$559.98_{SRP}

Western Maryland



Without Sound

ATHG12330 HO F7A Phase II, WM #240

With Sound

ATHG12430 HO F7A Phase II w/DCC & Sound, WM #240

#240 F7A:

- "Eyebrow" grabs
- Dual sets of 5-chime horns

w/o Sound \$199.98_{SRP} With Tsunami² Sound \$289.98_{SRP}



Without Sound

ATHG12331 HO F7 A/B, WM #236/#407

ATHG12332 HO F7 A/B, WM #59/#402

With Sound

ATHG12431 HO F7 A/B w/DCC & Sound, WM #236/#407

ATHG12432 HO F7 A/B w/DCC & Sound, WM #59/#402

WM FEATURES:

- Freight units without steam generators
- 36" dynamic brake fan
- Kick Plates
- Etched mirrors
- Hostler "backup" light on blind ends

w/o Sound \$379.98_{SRP} With Tsunami² Sound \$559.98_{SRP}

These items are subject to Horizon's MAP policy



HO EMD F-Unit Diesel

Announced 5.31.19
Orders Due: 6.28.19

ETA: May 2020

All Road Names

SOUND EQUIPPED MODELS ALSO FEATURE

- Onboard DCC decoder with SoundTraxx Tsunami2 decoder pre-installed
- Sound units operate in both DC and DCC
- Individual sound boards installed in both A and B units (sound units only)
- Engine, horn, and bell sounds work in DC
- Some functions are limited in DC
- All functions NMRA compatible in DCC mode
- Excellent low-speed operation
- Program a multiple unit (MU) lashup with lead unit only horn, bell, and lights
- Lighting effects such as beacons, Gyralight where prototypically accurate
- Many functions can be altered via Configuration Value (CV) changes
- CV chart included in the box

EMD F-units were a line of diesel-electric locomotives produced between November 1939 and November 1960 by General Motors Electro-Motive Division and General Motors-Diesel Division. Final assembly for all F-units was at the GM-EMD plant at La Grange, Illinois and the GMDD plant in London, Ontario, Canada. They were sold to railroads throughout the United States, Canada, and Mexico.

Structurally, the locomotive was a carbody unit, with the body as the main load-bearing structure, designed like a bridge truss and covered with cosmetic panels. The so-called bulldog nose was a distinguishing feature of the locomotive's appearance, and made a lasting impression in the mind of the traveling public.

The F-units were the most successful "first generation" road (main line) diesel locomotives in North America, and were largely responsible for superseding steam locomotives in road freight service. Before this, diesel units were mostly only built as switcher locomotives, and only used in rail yards.

F-units were sometimes known as "covered wagons", due to the similarity in appearance of the roof of an F-unit to the canvas roof of a Conestoga wagon, an animal-drawn wagon used in the westward expansion of the United States during the late 18th and 19th centuries. When a train's locomotive consist included only F-units, the train would then be called a wagon train. These two usages are still popular with the railfan community.

This page is based on the copyrighted Wikipedia article "EMD F-unit" https://en.wikipedia.org/wiki/EMD_F-unit; it is used under the Creative Commons Attribution-ShareAlike 3.0 Unported License (CC-BY-SA <http://en.wikipedia.org/wiki/WP:CCBYSA>). You may redistribute it, verbatim or modified, providing that you comply with the terms of the CC-BY-SA.

LOCOMOTIVE FEATURES:

- All units are powered
- Factory installed SoundTraxx Tsunami2 sound and DCC decoder (DCC+sound units only)
- DCC+Sound models are "dual mode" and will operate under both DCC and DC
- Directional constant lighting; headlight brightness remains constant
- On DCC-ready B-units, back-up lights or marker lights (if equipped) will come with LEDs, but wires will not be connected to the circuit board.
- Scaled from prototype resources including drawings, field measurements, photographs, and more
- Fully-assembled and ready-to-run
- Accurately-painted and printed paint schemes
- Separately applied photo etched metal and injection molded detail parts
- Cab interior
- Coupler cut levers
- MU hoses
- Trainline hose
- Windshield wipers
- Lift rings
- Wire grab irons
- Detailed fuel tank with fuel fillers, fuel gauges, breather pipes, and retention tanks
- Sander lines
- Body mounted McHenry scale knuckle couplers - Kadee compatible
- DCC-ready Non-sound version features 21-pin NEM DCC plug
- Genesis driveline with 5-pole skew wound motor, precision machined flywheels, and multi-link drivetrain for trouble free operation
- All-wheel drive with precision gears for smooth and quiet operation
- All-wheel electrical pickup provides reliable current flow
- Wheels with RP25 contours operate on all popular brands of track
- LEDs for realistic appearance
- Blomberg-B trucks
- Heavy die-cast frame for greater traction and more pulling power
- Packaging securely holds for the model for safe storage
- Replacement parts available
- Minimum radius: 18"



w/o Sound \$379.98_{SRP} With Tsunami² Sound \$559.98_{SRP}
These items are subject to Horizon's MAP policy