



N F89 Autorack Western Pacific*

Announced 10.25.19
Orders Due: 11.22.19

ETA: October 2020



Primed for Grime

Era: 1976+

- | | |
|----------|--|
| ATH14475 | N F89-F Bi-Level Auto Rack, WP #910807 |
| ATH14476 | N F89-F Bi-Level Auto Rack, WP #910808 |
| ATH14477 | N F89-F Bi-Level Auto Rack, WP #910809 |



Gulf Mobile & Ohio



Era: 1975+

- | | |
|----------|--|
| ATH14437 | N F89-F Bi-Level Auto Rack, GM&O #912789 |
| ATH14470 | N F89-F Bi-Level Auto Rack, GM&O #912840 |
| ATH14471 | N F89-F Bi-Level Auto Rack, GM&O #912856 |

Baltimore & Ohio



Era: 1964+

- | | |
|----------|---|
| ATH14472 | N F89-F Bi-Level Auto Rack, B&O #911880 |
| ATH14473 | N F89-F Bi-Level Auto Rack, B&O #911888 |
| ATH14474 | N F89-F Bi-Level Auto Rack, B&O #911923 |

\$43.98 Bi-Level SRP **\$44.98** Tri-Level SRP

* Union Pacific Licensed Product



Visit Your Local Retailer | Visit www.athearn.com | Call 1.800.338.4639



N F89 Autorack

Rio Grande*

Announced 10.25.19
Orders Due: 11.22.19

ETA: October 2020




Era: 1966+

ATH14425 N F89-F Tri-Level Auto Rack, DRGW #910620
ATH14426 N F89-F Tri-Level Auto Rack, DRGW #910796
ATH14427 N F89-F Tri-Level Auto Rack, DRGW #910811

DRGW FEATURES:
• "When Empty Return to Southern Pacific, Milpitas, Calif."

Wabash

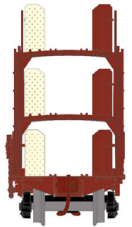


Era: 1964+

ATH14428 N F89-F Tri-Level Auto Rack, WAB #910210
ATH14429 N F89-F Tri-Level Auto Rack, WAB #910212
ATH14430 N F89-F Tri-Level Auto Rack, WAB #911381

WAB FEATURES:
• "When Empty Return to N&W RR, Detroit, MI."

Union Pacific*

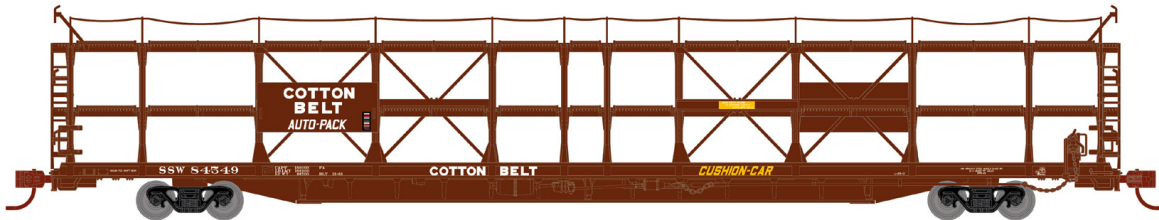


Era: 1964+

ATH14431 N F89-F Tri-Level Auto Rack, UP #911613
ATH14432 N F89-F Tri-Level Auto Rack, UP #911620
ATH14433 N F89-F Tri-Level Auto Rack, UP #911632

UP FEATURES:
• "When empty return to ATSF RWY CO Arlington Texas"

Cotton Belt*



Era: 1965+

ATH14434 N F89-F Tri-Level Auto Rack, SSW #84549
ATH14435 N F89-F Tri-Level Auto Rack, SSW #84634
ATH14436 N F89-F Tri-Level Auto Rack, SSW #84682

SSW FEATURES:
• "When Empty Return to Southern Pacific, South Gate, Calif."

\$43.98 Bi-Level SRP **\$44.98** Tri-Level SRP

* Union Pacific Licensed Product



Visit Your Local Retailer | Visit www.athearn.com | Call 1.800.338.4639



N F89 Autorack

Announced 10.25.19
Orders Due: 11.22.19

ETA: October 2020

All Road Names

PROTOTYPE HISTORY

Introduced in the early 1960s, the Trailer Train (now TTX Company) F89F flatcar has been a mainstay of contemporary railroading. A product of Bethlehem Steel Company's (BSC) Johnstown, PA plant, over 9,000 of these (89' 8" over the strikers) cars were built throughout the 1960s. Visually distinctive from other long flatcars of their era thanks to their "C" channel side sills, these versatile cars were adapted for many types of service and loadings over the years, ranging from Trailer-On-Flatcar (TOFC), to autoracks, to structural steel loading. While the majority went to Trailer Train, many were built for various railroads, typically for autorack service. Many were "de-racked" in later years, being reassigned and equipped for other service - TOFC, vehicle loading, pipe service, etc.

This Athearn N-scale model was designed from the start to incorporate as many prototype details and variations as possible, based upon field measurements and builder diagrams, in order to appeal to modelers of multiple eras. Many new body variants, and other separate details were created, allowing us to accurately offer these cars in their different configurations over the years. With the addition of the Whitehead and Kales autorack, The F89FH now has available Bi-Level and Tri-Level autorack variants. You can rest assured of its smooth performance, thanks to a die-cast frame for reliable tracking, and our newly tooled N-scale 70-ton ASF Ride-Control trucks, and metal wheels.

Operationally, these cars are appropriate for any layout set from the 1960s to the early 1980s. The Auto Racks would be fastened to the 89' flatcar for auto service from Detroit.

MODEL FEATURES:

- Die-cast underframe
- Weighted for trouble free operation
- Authentic undulating safety railing
- Accurate Whitehead and Kales Auto Rack
- End bridge plates per prototype and era
- Use for dedicated intermodal trains or mixed freight
- Detailed deck
- Decorated models fully-assembled and ready to run out of the box
- Highly-detailed, injection-molded body
- Separately applied hand brake per prototype
- 70-Ton roller bearing trucks with 33" scale machined metal wheels operate on Code 55, 70, and 80 rail
- Body mounted McHenry operating knuckle couplers
- Clear blister packaging for easy viewing
- Minimum radius: 10"
- Recommended radius: 12"+

PRIMED FOR GRIME MODELS FEATURE:

- Duplicated look and feel of "In Service" equipment; "Tattered and Torn" just like the real thing
- Faded base colors matched to the prototype
- Patches applied and shaped per road number matching each corresponding side to the prototype
- Perfect starting point for adding grime and rust



#Ready2Rust

\$43.98 Bi-Level SRP **\$44.98** Tri-Level SRP



Visit Your Local Retailer | Visit www.athearn.com | Call 1.800.338.4639



N 50' FMC Superior Plug Box

Announced 10.25.19
Orders Due: 11.22.19

ETA: October 2020

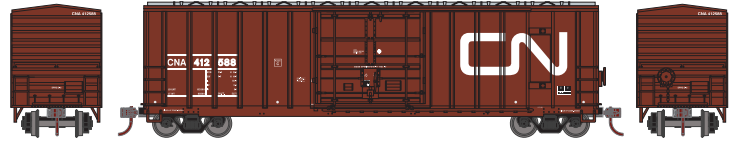
Atlantic & Western



Primed for Grime

ATH2100 N 50' FMC Superior Plug Door Box, ATW #402520
ATH2101 N 50' FMC Superior Plug Door Box, ATW #402548
ATH2102 N 50' FMC Superior Plug Door Box, ATW #402552

Canadian National



ATH2103 N 50' FMC Superior Plug Door Box, CNA #412588
ATH2104 N 50' FMC Superior Plug Door Box, CNA #412633
ATH2105 N 50' FMC Superior Plug Door Box, CNA #412647

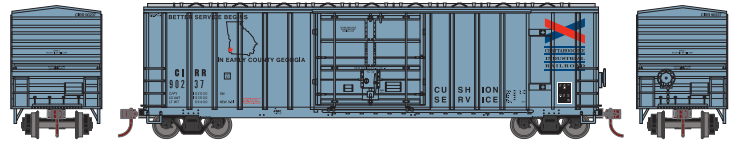
Laurinburg & Southern Railroad



Primed for Grime

ATH2106 N 50' FMC Superior Plug Door Box, LRS #902018
ATH2107 N 50' FMC Superior Plug Door Box, LRS #902026
ATH2108 N 50' FMC Superior Plug Door Box, LRS #902029

Chattahoochee Industrial Railroad



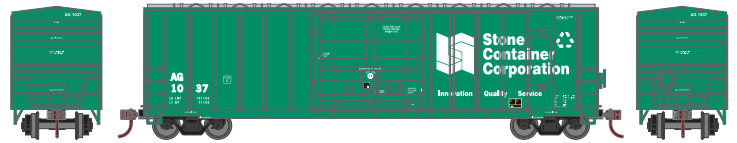
ATH2109 N 50' FMC Superior Plug Door Box, CIRR #90237
ATH2113 N 50' FMC Superior Plug Door Box, CIRR #90254
ATH2114 N 50' FMC Superior Plug Door Box, CIRR #90268

Santa Fe



ATH2115 N 50' FMC Superior Plug Door Box, ATSF Quality #152007
ATH2116 N 50' FMC Superior Plug Door Box, ATSF Quality #152013
ATH2117 N 50' FMC Superior Plug Door Box, ATSF Quality #152044

Stone Container Corp



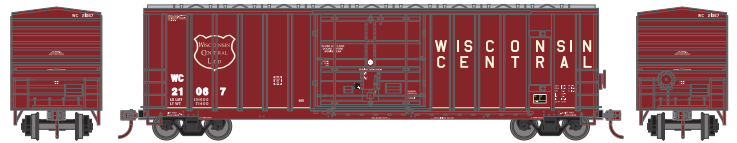
ATH2118 N 50' FMC Superior Plug Door Box, AG #1037
ATH2119 N 50' FMC Superior Plug Door Box, AG #2000
ATH2123 N 50' FMC Superior Plug Door Box, AG #2031

Kansas City Southern



ATH2124 N 50' FMC Superior Plug Door Box, KCS #172042
ATH2125 N 50' FMC Superior Plug Door Box, KCS #172068
ATH2126 N 50' FMC Superior Plug Door Box, KCS #172093

Wisconsin Central



ATH2127 N 50' FMC Superior Plug Door Box, WC #21067
ATH2128 N 50' FMC Superior Plug Door Box, WC #21078
ATH2129 N 50' FMC Superior Plug Door Box, WC #21085

All Road Names

PRIMED FOR GRIME MODELS FEATURE:

- Duplicated look and feel of "In Service" equipment; "Tattered and Torn" just like the real thing
- Faded base colors matched to the prototype
- Patches applied and shaped per road number matching each corresponding side to the prototype
- Perfect starting point for adding grime and rust



#Ready2Rust

MODEL FEATURES:

- Scale profile brake wheel
- Newly-tooled roller bearing trucks
- Fully-assembled and ready-to-run out of the box
- Body-mounted McHenry knuckle couplers
- Weighted for trouble free operation
- Clear plastic jewel box for convenient storage
- Operates on Code 55 and 80 rail
- Minimum radius: 9 3/4"

\$25.98_{SRP}



Visit Your Local Retailer | Visit www.athearn.com | Call 1.800.338.4639

* Union Pacific Licensed Product

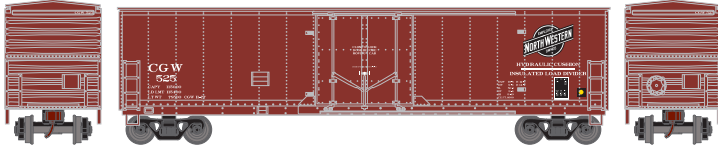


HO 50' FGE Youngstown Plug

Announced 10.25.19
Orders Due: 11.22.19

ETA: October 2020

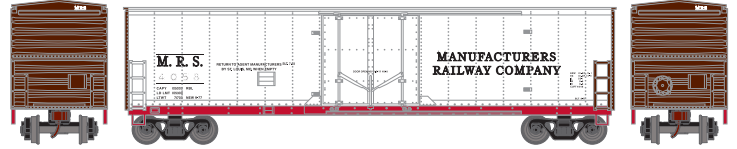
Chicago & North Western*



- ATH76112 HO RTR 50' Youngstown PD Box, CNW #525
- ATH76113 HO RTR 50' Youngstown PD Box, CNW #536
- ATH76114 HO RTR 50' Youngstown PD Box, CNW #544
- ATH76115 HO RTR 50' Youngstown PD Box, CNW (3)

Manufacturers Railway

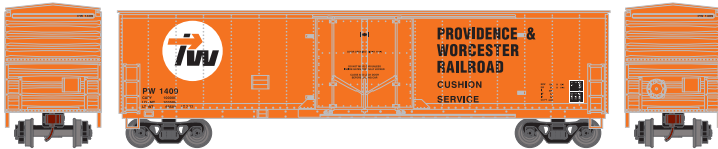
Perfect for NMRA 2020 St. Louis MO



- ATH76116 HO RTR 50' Youngstown PD Box, MRS #4058
- ATH76117 HO RTR 50' Youngstown PD Box, MRS #4069
- ATH76118 HO RTR 50' Youngstown PD Box, MRS #4234
- ATH76119 HO RTR 50' Youngstown PD Box, MRS #1 (3)



Providence & Worcester



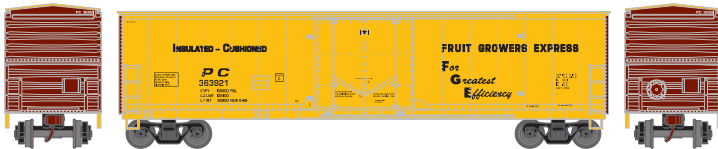
- ATH76120 HO RTR 50' Youngstown PD Box, PW #1409
- ATH76121 HO RTR 50' Youngstown PD Box, PW #1412
- ATH76122 HO RTR 50' Youngstown PD Box, PW #1420
- ATH76123 HO RTR 50' Youngstown PD Box, PW #1 (3)

Evans Railcar Leasing Company



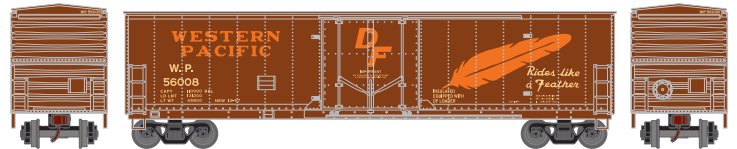
- ATH76124 HO RTR 50' Youngstown PD Box, USEX Canfor #2056
- ATH76125 HO RTR 50' Youngstown PD Box, USEX Canfor #2061
- ATH76126 HO RTR 50' Youngstown PD Box, USEX Canfor #2077
- ATH76127 HO RTR 50' Youngstown PD Box, USEX Canfor #1 (3)

Penn Central



- ATH76128 HO RTR 50' Youngstown PD Box, PC FGE #363921
- ATH76129 HO RTR 50' Youngstown PD Box, PC FGE #363955
- ATH76130 HO RTR 50' Youngstown PD Box, PC FGE #363962
- ATH76131 HO RTR 50' Youngstown PD Box, PC FGE (3)

Western Pacific*



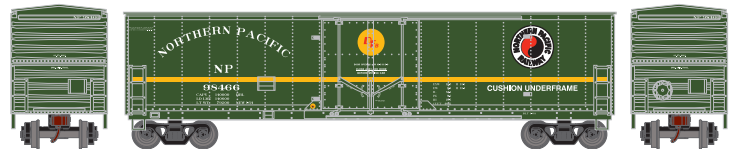
- ATH76132 HO RTR 50' Youngstown PD Box, WP Feather #56008
- ATH76133 HO RTR 50' Youngstown PD Box, WP Feather #56025
- ATH76134 HO RTR 50' Youngstown PD Box, WP Feather #56049
- ATH76135 HO RTR 50' Youngstown PD Box, WP Feather #1 (3)

Fruit Growers Express



- ATH76136 HO RTR 50' Youngstown PD Box, FGER Solid Gold #191385
- ATH76137 HO RTR 50' Youngstown PD Box, FGER Solid Gold #191406
- ATH76138 HO RTR 50' Youngstown PD Box, FGER Solid Gold #191456
- ATH76139 HO RTR 50' Youngstown PD Box, FGER Solid Gold (3)

Northern Pacific



- ATH76140 HO RTR 50' Youngstown PD Box, NP #98466
- ATH76141 HO RTR 50' Youngstown PD Box, NP #98475
- ATH76142 HO RTR 50' Youngstown PD Box, NP #98499
- ATH76143 HO RTR 50' Youngstown PD Box, NP (3)

All Road Names

PROTOTYPE AND BACKGROUND INFO:

Fruit Growers Express not only owned a large fleet of insulated boxcars they also built many 50' boxcars and other equipment as well. FGE was owned by a group of ten railroads, with Atlantic Coast Line and Southern being two of the largest original owners. Many of FGE cars were built at its Jacksonville Shops, including these 50' smooth-side insulated boxcars.

MODEL FEATURES:

- Separately applied side and end ladders and brake wheel
- Painted and printed for realistic decoration
- Weighted for trouble free operation
- Newly-tooled 70T Roller Bearing trucks
- 33" machined metal wheels with RP25 contours operate on all popular brands of track
- Body mounted McHenry operating scale knuckle couplers
- Minimum radius: 18"

\$33.98 Individual SRP **\$95.98** 3-Pack SRP

* Union Pacific Licensed Product

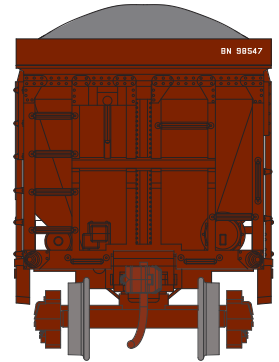

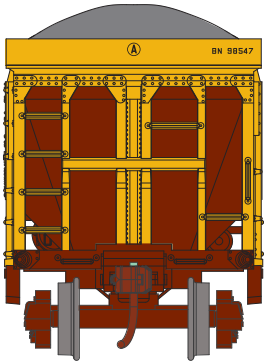


Visit Your Local Retailer | Visit www.athearn.com | Call 1.800.338.4639



HO Ore Car w/ Load Burlington Northern

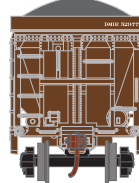
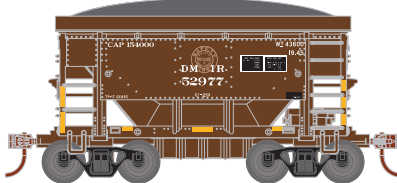

Announced 10.25.19
Orders Due: 11.22.19
 ETA: October 2020



- RND87113 HO 24' Ribbed Ore Car w/Load, BN #1 (4)
- RND87114 HO 24' Ribbed Ore Car w/Load, BN #2 (4)
- RND87115 HO 24' Ribbed Ore Car w/Load, BN #3 (4)
- RND87116 HO 24' Ribbed Ore Car w/Load, BN #4 (4)

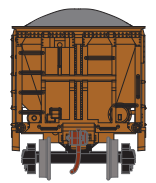

- RND87117 HO 24' Ribbed Ore Car w/Load, BN #95847
- RND87118 HO 24' Ribbed Ore Car w/Load, BN #96030
- RND87119 HO 24' Ribbed Ore Car w/Load, BN #96057

Duluth, Missable & Iron Range



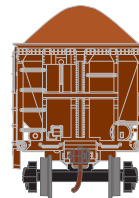
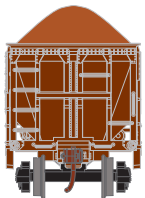
- RND87120 HO 24' Ribbed Ore Car w/Load, DMIR #1 (4)
- RND87121 HO 24' Ribbed Ore Car w/Load, DMIR #2 (4)
- RND87122 HO 24' Ribbed Ore Car w/Load, DMIR #3 (4)
- RND87123 HO 24' Ribbed Ore Car w/Load, DMIR #4 (4)
- RND87124 HO 24' Ribbed Ore Car w/Load, DMIR #52977
- RND87125 HO 24' Ribbed Ore Car w/Load, DMIR #32484
- RND87126 HO 24' Ribbed Ore Car w/Load, DMIR #28840

Bessemer & Lake Erie



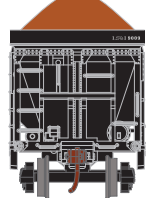
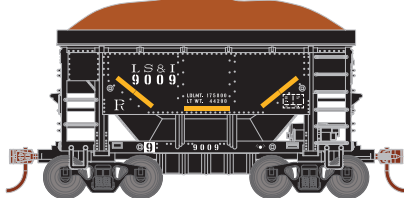
- RND87127 HO 24' Ribbed Ore Car w/Load, BLE #1 (4)
- RND87128 HO 24' Ribbed Ore Car w/Load, BLE #2 (4)
- RND87129 HO 24' Ribbed Ore Car w/Load, BLE #3 (4)
- RND87130 HO 24' Ribbed Ore Car w/Load, BLE #4 (4)
- RND87131 HO 24' Ribbed Ore Car w/Load, BLE #20002
- RND87132 HO 24' Ribbed Ore Car w/Load, BLE #20620
- RND87133 HO 24' Ribbed Ore Car w/Load, BLE #20717

Union Pacific*



- RND87134 HO 24' Ribbed Ore Car w/Load, UP #1 (4)
- RND87135 HO 24' Ribbed Ore Car w/Load, UP #2 (4)
- RND87136 HO 24' Ribbed Ore Car w/Load, UP #3 (4)
- RND87137 HO 24' Ribbed Ore Car w/Load, UP #4 (4)
- RND87138 HO 24' Ribbed Ore Car w/Load, UP #26222
- RND87139 HO 24' Ribbed Ore Car w/Load, UP #26799
- RND87140 HO 24' Ribbed Ore Car w/Load, UP #26290

Lake Superior & Ishpeming



- RND87141 HO 24' Ribbed Ore Car w/Load, LSI #1 (4)
- RND87142 HO 24' Ribbed Ore Car w/Load, LSI #2 (4)
- RND87143 HO 24' Ribbed Ore Car w/Load, LSI #3 (4)
- RND87144 HO 24' Ribbed Ore Car w/Load, LSI #4 (4)
- RND87145 HO 24' Ribbed Ore Car w/Load, LSI #9009
- RND87146 HO 24' Ribbed Ore Car w/Load, LSI #1576
- RND87147 HO 24' Ribbed Ore Car w/Load, LSI #9275


\$27.98 Individual SRP **\$104.98** 4-Pack SRP

* Union Pacific Licensed Product



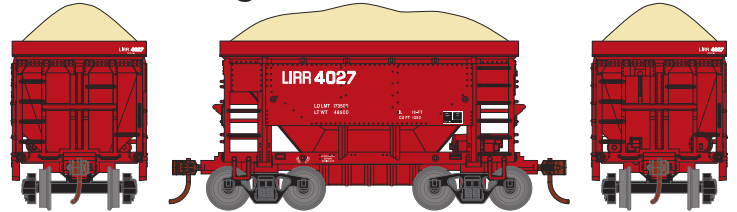
Visit Your Local Retailer | Visit www.athearn.com | Call 1.800.338.4639

Canadian National




- RND87148 HO 24' Ribbed Ore Car w/Load, CN #1 (4)
- RND87149 HO 24' Ribbed Ore Car w/Load, CN #2 (4)
- RND87150 HO 24' Ribbed Ore Car w/Load, CN #3 (4)
- RND87151 HO 24' Ribbed Ore Car w/Load, CN #4 (4)
- RND87152 HO 24' Ribbed Ore Car w/Load, CN #123077
- RND87153 HO 24' Ribbed Ore Car w/Load, CN #123066
- RND87154 HO 24' Ribbed Ore Car w/Load, CN #123069

Long Island Railroad




- RND87155 HO 24' Ribbed Ore Car w/Load, LIRR #1 (4)
- RND87156 HO 24' Ribbed Ore Car w/Load, LIRR #2 (4)
- RND87157 HO 24' Ribbed Ore Car w/Load, LIRR #3 (4)
- RND87158 HO 24' Ribbed Ore Car w/Load, LIRR #4 (4)
- RND87159 HO 24' Ribbed Ore Car w/Load, LIRR #4027
- RND87160 HO 24' Ribbed Ore Car w/Load, LIRR #4035
- RND87161 HO 24' Ribbed Ore Car w/Load, LIRR #4039

Chicago & North Western



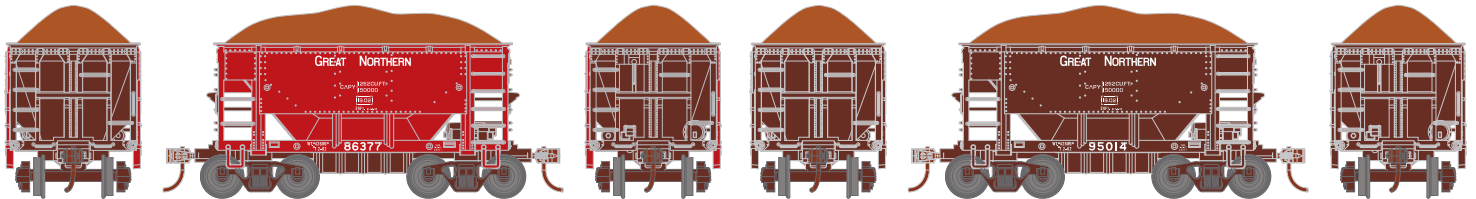
- RND87162 HO 24' Ribbed Ore Car w/Load, CNW #1 (4)
- RND87163 HO 24' Ribbed Ore Car w/Load, CNW #2 (4)
- RND87164 HO 24' Ribbed Ore Car w/Load, CNW #3 (4)
- RND87165 HO 24' Ribbed Ore Car w/Load, CNW #4 (4)
- RND87166 HO 24' Ribbed Ore Car w/Load, CNW #12165
- RND87167 HO 24' Ribbed Ore Car w/Load, CNW #12193
- RND87168 HO 24' Ribbed Ore Car w/Load, CNW #12198

Great Northern



- RND87169 HO 24' Ribbed Ore Car w/Load, GN Green #1 (4)
- RND87170 HO 24' Ribbed Ore Car w/Load, GN Green #95077
- RND87201 HO 24' Ribbed Ore Car w/Load, GN Green #92705
- RND87202 HO 24' Ribbed Ore Car w/Load, GN Green #91846

Great Northern (continued)



- RND87203 HO 24' Ribbed Ore Car w/Load, GN Mineral Red #1 (4)
- RND87204 HO 24' Ribbed Ore Car w/Load, GN Mineral Red #86377
- RND87205 HO 24' Ribbed Ore Car w/Load, GN Mineral Red #93793
- RND87206 HO 24' Ribbed Ore Car w/Load, GN Mineral Red #1 (4)
- RND87207 HO 24' Ribbed Ore Car w/Load, GN Mineral Red #95014
- RND87208 HO 24' Ribbed Ore Car w/Load, GN Mineral Red #95016

All Road Names

PROTOTYPE AND BACKGROUND INFO:

Iron ore is a rock from which metallic iron can be extracted. About 98% of the mined iron ore is used to make steel. Many railroads around the great lakes have unit trains that transport mined iron ore to transport via barge for processing. These trains are very distinctive with train sets of small cars carrying very heavy loads of dense iron ore.

MODEL FEATURES:

- Removable load
- Decorated models fully-assembled and ready to run out of the box
- Highly-detailed, injection-molded body
- Separately applied brake wheel
- Machined metal wheels
- Weighted for trouble free operation
- Solid nickel silver wheels with RP25 contours operate on all popular brands of track
- Minimum radius: 15"

\$27.98 Individual SRP **\$104.98** 4-Pack SRP



HO ES44AC Diesel Locomotive

Announced 10.25.19
Orders Due: 11.22.19

ETA: October 2020

Southern Pacific*

Since 2005, railroads have been unveiling heritage schemes on their locomotives. This has inspired the model railroad and railfan community to create many “what-if” and heritage paint schemes of their own. We have enjoyed seeing these realistic interpretations of what could have been and have decided to create some of our own. We are proud to announce a new line of legendary railroad paint schemes from the past—with a modern twist—starting with our Genesis ES44AC. Introducing “**Legendary Liveries**”—where inspiration becomes reality.



**NOW EQUIPPED WITH:
 LEDs, & RUBBER MU HOSES**



Pre-production model shown



Without Sound

- ATHG83052 HO ES44AC, SP Black Widow #750
- ATHG83053 HO ES44AC, SP Black Widow #777
- ATHG83054 HO ES44AC, SP Black Widow #785
- ATHG83055 HO ES44AC, SP Black Widow #796

With Sound

- ATHG83152 HO ES44AC w/DCC & Sound, SP Black Widow #750
- ATHG83153 HO ES44AC w/DCC & Sound, SP Black Widow #777
- ATHG83154 HO ES44AC w/DCC & Sound, SP Black Widow #785
- ATHG83155 HO ES44AC w/DCC & Sound, SP Black Widow #796

SP FEATURES:

- Antenna Dome
- Large front snowplow
- Nose door without window
- High number boards
- 3-window cab side windows
- Desktop control stand
- Sunshades
- Salem air filter
- Nathan P3 air horn on bracket
- Rear brake wheel
- Hi-adhesion trucks
- Low rear sand filler
- High rear vertical headlight

First appearing on the road's F3 units, the Black Widow scheme is one of SP's most iconic. Many enthusiasts long for this historical paint scheme to return into the heritage program.



w/o Sound \$239.98_{SRP} With Tsunami² Sound \$329.98_{SRP}

These items are subject to Horizon's MAP policy
 * Union Pacific Licensed Product



Visit Your Local Retailer | Visit www.athearn.com | Call 1.800.338.4639



HO ES44AC Diesel Locomotive

Chicago, Burlington & Quincy

Announced 10.25.19
Orders Due: 11.22.19

ETA: October 2020



Without Sound

ATHG83068 HO ES44AC, CBQ #1250
 ATHG83069 HO ES44AC, CBQ #1267
 ATHG83070 HO ES44AC, CBQ #1273
 ATHG83071 HO ES44AC, CBQ #1298

With Sound

ATHG83168 HO ES44AC w/DCC & Sound, CBQ #1250
 ATHG83169 HO ES44AC w/DCC & Sound, CBQ #1267
 ATHG83170 HO ES44AC w/DCC & Sound, CBQ #1273
 ATHG83171 HO ES44AC w/DCC & Sound, CBQ #1298

CB&Q FEATURES:

If the Hill roads had never merged, you could see one of these CB&Q GEVOs on the rails today, rushing freight "Everywhere West".

Santa Fe



Without Sound

ATHG83048 HO ES44AC, ATSF #1000
 ATHG83049 HO ES44AC, ATSF #1027
 ATHG83050 HO ES44AC, ATSF #1043
 ATHG83051 HO ES44AC, ATSF #1051


With Sound

ATHG83148 HO ES44AC w/DCC & Sound, ATSF #1000
 ATHG83149 HO ES44AC w/DCC & Sound, ATSF #1027
 ATHG83150 HO ES44AC w/DCC & Sound, ATSF #1043
 ATHG83151 HO ES44AC w/DCC & Sound, ATSF #1051

ATSF FEATURES:

The classic SuperFleet Warbonnet scheme lives on—as if the Santa Fe had never died.

Amtrak



Without Sound

ATHG83044 HO ES44AC, AMTK #550
 ATHG83045 HO ES44AC, AMTK #557
 ATHG83046 HO ES44AC, AMTK #562
 ATHG83047 HO ES44AC, AMTK #568

Affectionately known as the "Pepsi Can" scheme, our Amtrak ES44ACs wear this popular paint scheme that appeared on the road's Dash 8-32BWH locomotives.

AMTK, ATSF, CB&Q FEATURES:

- Antenna Dome
- Narrow front snowplow
- Nose door with window
- High number boards
- 4-window cab side windows
- Desktop control stand
- Sunshades
- Salem air filter
- Rear brake wheel
- Hi-adhesion trucks
- High rear sand filler
- Low rear vertical headlight

With Sound

ATHG83144 HO ES44AC w/DCC & Sound, AMTK #550
 ATHG83145 HO ES44AC w/DCC & Sound, AMTK #557
 ATHG83146 HO ES44AC w/DCC & Sound, AMTK #562
 ATHG83147 HO ES44AC w/DCC & Sound, AMTK #568



w/o Sound \$239.98_{SRP} With Tsunami² Sound \$329.98_{SRP}
 These items are subject to Horizon's MAP policy



Visit Your Local Retailer | Visit www.athearn.com | Call 1.800.338.4639



HO ES44AC Diesel Locomotive

Chessie System

Announced 10.25.19
Orders Due: 11.22.19

ETA: October 2020



Without Sound

ATHG83060
 ATHG83061
 ATHG83062
 ATHG83063

HO ES44AC, Chessie/BO #8300
 HO ES44AC, Chessie/BO #8321
 HO ES44AC, Chessie/CO #8342
 HO ES44AC, Chessie/CO #8359

With Sound

ATHG83160
 ATHG83161
 ATHG83162
 ATHG83163

HO ES44AC w/DCC & Sound, Chessie/BO #8300
 HO ES44AC w/DCC & Sound, Chessie/BO #8321
 HO ES44AC w/DCC & Sound, Chessie/CO #8342
 HO ES44AC w/DCC & Sound, Chessie/CO #8359



CHESSIE & WM FEATURES:

- Antenna Dome
- Large front snowplow
- Nose door without window
- High number boards
- 3-window cab side windows
- Desktop control stand
- Sunshades
- Different styles of air horns as appropriate to the prototype road
- Rear brake wheel

- Steerable trucks
- Low rear sand filler
- High rear vertical headlight

One of the most eye-catching paint schemes and iconic logos of the 1970s era was the Chessie system's outline of the C&O's famous "Chessie" the kitten logo. The Chessie System did not own any locomotives or other rolling stock, *persé*; equipment would be placed on the roster of one of

the integrated railroads. While all three companies shared a common paint scheme, actual ownership of the equipment was denoted by the reporting marks C&O, B&O, or WM.

Some enthusiasts wish for a CSX heritage program that would resurrect the classic Chessie System paint scheme. As far as "Legendary Liveries" is concerned, the cat is back, pulling coal out of the Appalachians again!

Western Maryland



Without Sound

ATHG83064
 ATHG83065
 ATHG83066
 ATHG83067

HO ES44AC, WM #9000
 HO ES44AC, WM #9011
 HO ES44AC, WM #9023
 HO ES44AC, WM #9024

With Sound

ATHG83164
 ATHG83165
 ATHG83166
 ATHG83167

HO ES44AC w/DCC & Sound, WM #9000
 HO ES44AC w/DCC & Sound, WM #9011
 HO ES44AC w/DCC & Sound, WM #9023
 HO ES44AC w/DCC & Sound, WM #9024


WM FEATURES:

Picture this modern GEVO, wearing WM's famous Circus scheme, waiting to depart Hagerstown with yet another coal train. That is the inspiration behind this model. This is another classic scheme enthusiasts would love to see resurrected. Initially applied to 2nd generation diesels by the WM in the 1960s, the class lines look right at home on a modern GEVO.

w/o Sound \$239.98_{SRP} With Tsunami² Sound \$329.98_{SRP}

These items are subject to Horizon's MAP policy





HO ES44AC Diesel Locomotive

Announced 10.25.19
Orders Due: 11.22.19

ETA: October 2020

Burlington Northern



Original Photo: Trains Art Director Tom Danneman and Graphic Designer Drew Halverson for more inspired paint schemes <http://on.fb.me/U5R8Ch>



Without Sound

- ATHG83056 HO ES44AC, BN #7901
- ATHG83057 HO ES44AC, BN #7936
- ATHG83058 HO ES44AC, BN #7986
- ATHG83059 HO ES44AC, BN #7990

With Sound

- ATHG83156 HO ES44AC w/DCC & Sound, BN #7901
- ATHG83157 HO ES44AC w/DCC & Sound, BN #7936
- ATHG83158 HO ES44AC w/DCC & Sound, BN #7986
- ATHG83159 HO ES44AC w/DCC & Sound, BN #7990

BN FEATURES:

- Antenna Dome
- Large front snowplow
- Nose door with window
- High number boards
- 4-window cab side windows
- Desktop control stand
- Sunshades
- Salem air filter
- Nathan P3 air horn
- Rear brake wheel
- Hi-adhesion trucks
- High rear sand filler
- Low rear vertical headlight

What if Grinstein Green had never happened? BN's Cascade Green scheme looks right at home on this modern ES44AC. Trains Magazine in 2012 posted a "Trains of Thought" entitled "BNSF: It's time for heritage locomotives" diving into the possible heritage paint schemes of the railroad. The BN in Cascade Green was a natural fit. We were inspired by the artist's rendition but decided to get creative with our own version.



w/o Sound \$239.98_{SRP} With **Tsunami²** Sound \$329.98_{SRP}

These items are subject to Horizon's MAP policy



Visit Your Local Retailer | Visit www.athearn.com | Call 1.800.338.4639



HO ES44AC Diesel Locomotive

Announced 10.25.19
Orders Due: 11.22.19

ETA: October 2020

All Railroads

SOUND EQUIPPED MODELS ALSO FEATURE:

- Onboard DCC decoder with SoundTraxx Tsunami2 sound
- Sound units operate in both DC and DCC
- Full DCC functions available when operated in DCC mode
- Engine, horn, and bell sounds work in DC
- All functions NMRA compatible in DCC mode
- Excellent Slow speed control
- Operating lighting functions with F5 and/or F6
- Program a multiple unit (MU) lashup with lead unit only horn, bell, and lights
- Many functions can be altered via Configuration Value (CV) changes
- CV chart included

PROTOTYPE INFO:

In 2002, GE released the first of a new series of locomotives that would replace the popular Dash-9 series. The ES44DC and ES44AC, commonly called GEVOs for General Electric Evolution series, were designed to meet the stricter diesel locomotive emissions standards imposed by the EPA Tier II regulations. To meet the new standards, GE developed the 12-cylinder GEVO 12 engine. Both the bore and stroke were increased to produce the same 4400 horsepower as the older 7FDL16 16-cylinder engine. The new engine drives an alternator producing AC current that is rectified to DC current. On the ES44DC, this powers the traction motors. On the ES44AC, the DC current is "chopped" back into AC to power the traction motors. The two models share a common 73' 2" frame and external appearance.

The ES44DC and ES44AC external details have changed with almost every year's new orders. These models are of the early version produced in 2005 and 2006 and include the nose door on the left side, two widely-spaced dynamic brake vents, X-panels on the electrical cabinet, side grab irons on the long hood and flush-mounted top radiator grilles and radiator compartment doors.

LOCOMOTIVE FEATURES:

- Illuminated ditch lights
- Low or high front headlight per prototype
- Tinted cab windows
- Large antenna dome
- Small GPS dome
- See through dynamic brake intakes
- Two dynamic brake exhaust vents with wide spacing and flush housing
- Short auxiliary cab rear left-side doors
- Right side forward electrical cabinet with X-Panel
- Nathan K5HL horn
- Engine compartment side grab irons
- Flush radiator compartment doors
- Hand brake panel grille
- Flush heat exchanger housing and top radiator grilles
- 5000-gallon fuel tank
- Era: 2005+
- Minimum radius: 18"
- Recommended radius: 22"

GENESIS DIESEL LOCOMOTIVE FEATURES:

- Fully-assembled and ready-to-run
- DCC-ready features Quick Plug™ plug-and-play technology with 21-pin NEM connector
- Scaled from prototype resources including drawings, field measurements, photographs, and more
- Accurately-painted and -printed paint schemes
- Coupler cut levers
- MU hoses
- Trainline hose
- See through cab windows
- Full cab interior
- Walkway tread
- Fine-scale Celcon handrails for scale appearance
- Windshield wipers
- Lift rings
- Wire grab irons
- Detailed fuel tank with fuel fillers, fuel gauges, breather pipes, and retention tanks
- Sander lines
- McHenry scale knuckle couplers - Kadee compatible
- Genesis driveline with 5-pole skew wound motor, precision machined flywheels, and multi-link drivetrain for trouble free operation
- All-wheel drive with precision gears for smooth and quiet operation
- All-wheel electrical pickup provides reliable current flow
- Wheels with RP25 contours operate on all popular brands of track
- LED Lighting for trouble free operation
- Heavy die-cast frame for greater traction and more pulling power
- Packaging securely holds the model for safe storage
- Replacement parts available



w/o Sound \$239.98_{SRP} With Tsunami2 Sound \$329.98_{SRP}
These items are subject to Horizon's MAP policy



Visit Your Local Retailer | Visit www.athearn.com | Call 1.800.338.4639



HO F89 Autorack Western Pacific*

Announced 10.25.19
Orders Due: 11.22.19
 ETA: October 2020



Primed for Grime

Era: 1976+

- | | |
|-----------|--|
| ATHG69541 | HO F89-F Bi-Level Auto Rack, WP TTBX #910807 |
| ATHG69542 | HO F89-F Bi-Level Auto Rack, WP TTBX #910808 |
| ATHG69543 | HO F89-F Bi-Level Auto Rack, WP TTBX #910809 |



Gulf Mobile & Ohio



Era: 1975+

- | | |
|-----------|---|
| ATHG69535 | HO F89-F Bi-Level Auto Rack, GMO BTTX #912789 |
| ATHG69536 | HO F89-F Bi-Level Auto Rack, GMO BTTX #912840 |
| ATHG69537 | HO F89-F Bi-Level Auto Rack, GMO BTTX #912856 |

Baltimore & Ohio



Era: 1964+


- | | |
|-----------|--|
| ATHG69538 | HO F89-F Bi-Level Auto Rack, BO BTTX #911880 |
| ATHG69539 | HO F89-F Bi-Level Auto Rack, BO BTTX #911888 |
| ATHG69540 | HO F89-F Bi-Level Auto Rack, BO BTTX #911923 |

\$54.98 Bi-Level SRP **\$56.98** Tri-Level SRP

These items are subject to Horizon's MAP policy
 * Union Pacific Licensed Product



Visit Your Local Retailer | Visit www.athearn.com | Call 1.800.338.4639

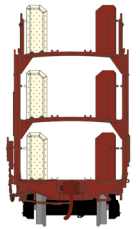
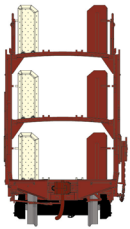


HO F89 Autorack

Rio Grande*

Announced 10.25.19
Orders Due: 11.22.19

ETA: October 2020



Era: 1966+

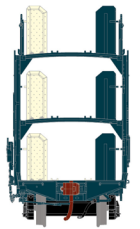
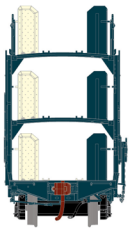
ATHG69526
ATHG69527
ATHG69528

HO F89-F Tri-Level Auto Rack, DRGW RTTX #910620
HO F89-F Tri-Level Auto Rack, DRGW RTTX #910796
HO F89-F Tri-Level Auto Rack, DRGW RTTX #910811

DRGW FEATURES:

- "When Empty Return to Southern Pacific, Milpitas, Calif."

Wabash



Era: 1964+

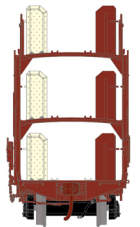
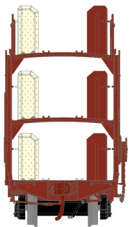
ATHG69529
ATHG69530
ATHG69531

HO F89-F Tri-Level Auto Rack, WAB RTTX #911381
HO F89-F Tri-Level Auto Rack, WAB RTTX #911395
HO F89-F Tri-Level Auto Rack, WAB RTTX #911561

WAB FEATURES:

- "When Empty Return to N&W RR, Detroit, MI."

Union Pacific*



Era: 1964+

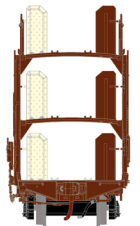
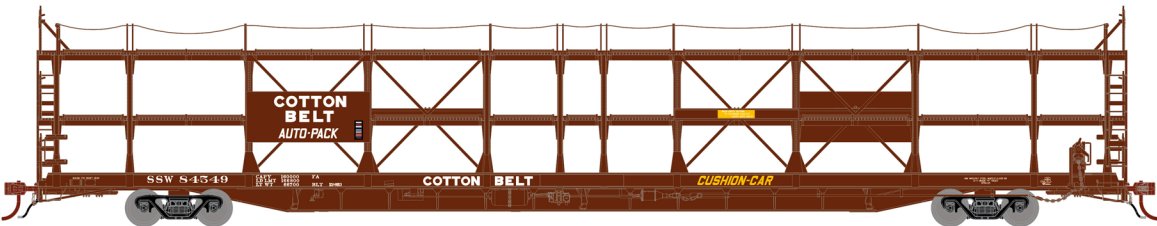
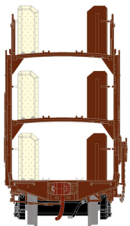
ATHG69532
ATHG69533
ATHG69534

HO F89-F Tri-Level Auto Rack, UP RTTX #911613
HO F89-F Tri-Level Auto Rack, UP RTTX #911620
HO F89-F Tri-Level Auto Rack, UP RTTX #911632

UP FEATURES:

- "When empty return to ATSF RWY CO Arlington Texas"

Cotton Belt*



Era: 1965+

ATHG69544
ATHG69545
ATHG69546

HO F89-F Tri-Level Auto Rack, SSW #84549
HO F89-F Tri-Level Auto Rack, SSW #84634
HO F89-F Tri-Level Auto Rack, SSW #84682

SSW FEATURES:


- "When Empty Return to Southern Pacific, South Gate, Calif."

\$54.98 Bi-Level SRP **\$56.98** Tri-Level SRP

These items are subject to Horizon's MAP policy
* Union Pacific Licensed Product



Visit Your Local Retailer | Visit www.athearn.com | Call 1.800.338.4639



HO F89 Autorack

Announced 10.25.19
Orders Due: 11.22.19

ETA: October 2020

All Road Names

PROTOTYPE HISTORY

Introduced in the early 1960s, the Trailer Train (now TTX Company) F89F flatcar has been a mainstay of contemporary railroading. A product of Bethlehem Steel Company's (BSC) Johnstown, PA plant, over 9,000 of these (89' 8" over the strikers) cars were built throughout the 1960s. Visually distinctive from other long flatcars of their era thanks to their "C" channel side sills, these versatile cars were adapted for many types of service and loadings over the years, ranging from Trailer-On-Flatcar (TOFC), to autoracks, to structural steel loading. While the majority went to Trailer Train, many were built for various railroads, typically for autorack service. Many were "de-racked" in later years, being reassigned and equipped for other service - TOFC, vehicle loading, pipe service, etc.

This Athearn Genesis model was designed from the start to incorporate as many prototype details and variations as possible, based upon field measurements and builder diagrams, in order to appeal to modelers of multiple eras. Many new body variants, and other separate details were created, allowing us to accurately offer these cars in their different configurations over the years. With the addition of the Whitehead and Kales autorack, The F89FH now has available Bi-Level and Tri-Level autorack variants. You can rest assured of its smooth performance, thanks to a weighted frame for reliable tracking, and our Genesis 70-ton ASF Ride-Control trucks, and metal wheels.

Operationally, these cars are appropriate for any layout set from the 1960s to the early 1980s. The Auto Racks would be fastened to the 89' flatcar for auto service from Detroit.

MODEL FEATURES:

- Die-cast underframe
- Weighted for trouble free operation
- Authentic undulating safety railing
- Accurate Whitehead and Kales Auto Rack
- Customer installed end bridge plates (included in box)
- Early or late train lines and cut levers per prototype and era
- Use for dedicated intermodal trains or mixed freight
- Detailed deck
- Wire-formed brake plumbing
- Decorated models fully-assembled and ready to run out of the box
- Highly-detailed, injection-molded body
- Separately applied wire grab irons where applicable
- Separately applied hand brake per prototype
- Prototypical ride height
- 70-Ton roller bearing trucks with animated rotating bearing caps installed
- Machined metal wheels
- Wheels with RP25 contours operate on all popular brands of track
- Body mounted McHenry operating scale knuckle couplers
- Window packaging for easy viewing plus interior plastic blister safely holds the model for convenient storage
- Minimum radius: 22"
- Recommended radius: 24"+

PRIMED FOR GRIME MODELS FEATURE:

- Duplicated look and feel of "In Service" equipment; "Tattered and Torn" just like the real thing
- Faded base colors matched to the prototype
- Patches applied and shaped per road number matching each corresponding side to the prototype
- Perfect starting point for adding grime and rust



#Ready2Rust

\$54.98 Bi-Level SRP **\$56.98** Tri-Level SRP

These items are subject to Horizon's MAP policy



Visit Your Local Retailer | Visit www.athearn.com | Call 1.800.338.4639



HO 50' FMC Superior Plug Box

Announced 10.25.19
Orders Due: 11.22.19

ETA: October 2020

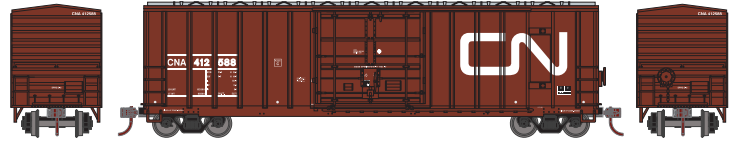
Atlantic & Western



Primed for Grime

ATH87443 HO RTR 50' FMC Superior Plug Door Box, ATW #402520
ATH87444 HO RTR 50' FMC Superior Plug Door Box, ATW #402548
ATH87445 HO RTR 50' FMC Superior Plug Door Box, ATW #402552

Canadian National



ATH87446 HO RTR 50' FMC Superior Plug Door Box, CNA #412588
ATH87447 HO RTR 50' FMC Superior Plug Door Box, CNA #412633
ATH87448 HO RTR 50' FMC Superior Plug Door Box, CNA #412647

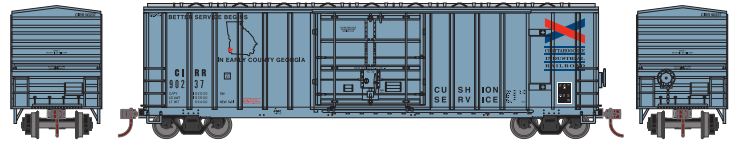
Laurinburg & Southern Railroad



Primed for Grime


ATH87449 HO RTR 50' FMC Superior Plug Door Box, LRS #902018
ATH87450 HO RTR 50' FMC Superior Plug Door Box, LRS #902026
ATH87451 HO RTR 50' FMC Superior Plug Door Box, LRS #902029

Chattahoochee Industrial Railroad



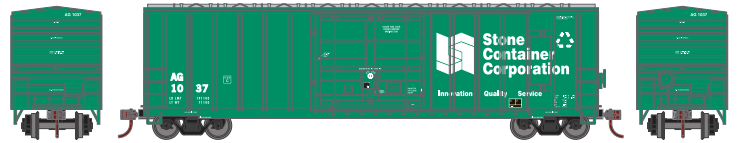
ATH87452 HO RTR 50' FMC Superior Plug Door Box, CIRP #90237
ATH87453 HO RTR 50' FMC Superior Plug Door Box, CIRP #90254
ATH87454 HO RTR 50' FMC Superior Plug Door Box, CIRP #90265

Santa Fe



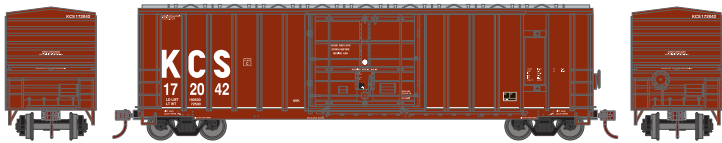
ATH87455 HO RTR 50' FMC Superior Plug Door Box, ATSF Quality #152007
ATH87456 HO RTR 50' FMC Superior Plug Door Box, ATSF Quality #152013
ATH87457 HO RTR 50' FMC Superior Plug Door Box, ATSF Quality #152044

Stone Container Corp



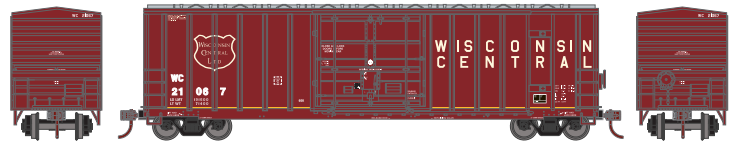
ATH87458 HO RTR 50' FMC Superior Plug Door Box, AG #1037
ATH87459 HO RTR 50' FMC Superior Plug Door Box, AG #2000
ATH87460 HO RTR 50' FMC Superior Plug Door Box, AG #2031

Kansas City Southern



ATH87461 HO RTR 50' FMC Superior Plug Door Box, KCS #172042
ATH87462 HO RTR 50' FMC Superior Plug Door Box, KCS #172068
ATH87463 HO RTR 50' FMC Superior Plug Door Box, KCS #172093

Wisconsin Central



ATH87464 HO RTR 50' FMC Superior Plug Door Box, WC #21067
ATH87465 HO RTR 50' FMC Superior Plug Door Box, WC #21078
ATH87466 HO RTR 50' FMC Superior Plug Door Box, WC #21085

All Road Names

PRIMED FOR GRIME MODELS FEATURE:

- Duplicated look and feel of "In Service" equipment; "Tattered and Torn" just like the real thing
- Faded base colors matched to the prototype
- Patches applied and shaped per road number matching each corresponding side to the prototype
- Perfect starting point for adding grime and rust



#Ready2Rust

MODEL FEATURES:

- Separately applied grab irons, end ladders and brake wheel
- Photo-etched cross-over platform
- Painted and printed for realistic decoration
- Weighted for trouble free operation
- Newly-tooled 70T Roller Bearing trucks
- 33" machined metal wheels with RP25 contours operate on all popular brands of track
- Minimum radius: 18"

\$33.98SRP



Visit Your Local Retailer | Visit www.athearn.com | Call 1.800.338.4639

* Union Pacific Licensed Product