



2014 ALL SCALES CATALOG

JULY - DECEMBER 2014



**PLACE YOUR
PRE-ORDERS
TODAY!**

**ANNOUNCEMENTS & ARRIVALS OF
QUALITY LOCOMOTIVES & ROLLING STOCK**

www.atlasrr.com • www.atlaso.com



Item # 0100-29 - July-December 2014 All Scales Catalog

www.atlasrr.com • 378 FLORENCE AVENUE, HILLSIDE, NJ • 07205 • USA • www.atlaso.com

378 Florence Avenue • Hillside, NJ 07205

A MESSAGE FROM THE CEO

July 2014



Dear Model Railroaders,

Welcome to the latest edition of the Atlas All Scales Catalog. Atlas publishes the locomotive and rolling stock catalog on a bi-annual basis where we communicate with you our new announced products and imminent arrivals. Atlas has some exciting news to share with you about our new catalog, specifically product announcements.

With this catalog, Atlas is for the first time including prices for all new product announcements. This will allow dealers, distributors and consumers to immediately order Atlas products as soon as our catalogs are published, rather than waiting for the monthly All Scales Monthly Catalogs. The monthly catalogs will still be released; both as a way to remind everyone of the guaranteed reservation deadlines, and as an avenue to introduce some surprise items from time to time that aren't listed in the printed catalog.

Contained in the pages of the Atlas All Scales Summer 2014 Catalog are the O, HO and N scale announcements and arrivals for the next six months. Newly tooled items in this catalog include the N scale Pullman Standard PS3 2960 hopper and the N scale Pullman Standard PS1 box car with 6' doors. There are several other items that are currently being tooled and are likely to be one or more of the surprise items mentioned above.

The best way to quickly find an Atlas product in this catalog is the 'All Scales Product Index' found on pages 3 and 4. This index is conveniently organized by scale, scheduled announcement and arrival dates. It also lists the corresponding page number where you will find detailed information about the specific product.

All Atlas products can be ordered from your local hobby shop. If you need assistance in locating an Atlas authorized dealer near you, it is as easy as heading over to the Atlas dealer locator at shop.atlasrr.com, typing in your location and hitting "Enter". The results from the search will advise you as to the nearest hobby store that carries Atlas products. Also for your convenience, a complete Dealer Listing is provided on pages 123-131 of this catalog.

If you need to find an Atlas product, it may be in stock on our online store, also located at shop.atlasrr.com. The revamped Atlas web site and ecommerce system makes ordering Atlas products easier than ever. Consumers, dealers and distributors can easily determine the status of a product and order online.

To all our customers, I, and the entire Atlas staff thank you for your interest and support of Atlas products, and wish you and your family happy, healthy and productive Summer and Fall 2014 seasons.

Sincerely,

A handwritten signature in black ink that reads "Paul Graf". The signature is written in a cursive, flowing style.

Paul Graf, CEO
Atlas Model Railroad Co. Inc.



TABLE OF CONTENTS

A MESSAGE FROM THE CEO 1
 TABLE OF CONTENTS 2
 PRODUCT INDEX 3-4

HO SCALE FEATURED PRODUCTS

ANNOUNCEMENTS..... 5-28
 ARRIVALS 29-42
 TRACK LISTING 43-46

N SCALE FEATURED PRODUCTS

ANNOUNCEMENTS..... 49-66
 ARRIVALS 67-88
 TRACK LISTING 89-91

O SCALE FEATURED PRODUCTS

ANNOUNCEMENTS..... 93-100
 ARRIVALS 101-118
 TRACK LISTING 119-122

HO, N & O LIGHTING SYSTEMS..... 8
 HO SCALE STRUCTURES 47
 BOOKS 48
 GOLDEN SPIKE CLUB 92
 DEALER LISTING 123-131
 ALL SCALES SPECIAL RUNS..... 132-Back Cover



All prices are in US dollars. Prices and dates are subject to change without notice. All catalog products are subject to availability at time of order. Atlas reserves the right to correct errors, change prices and modify designs without notice or obligation to purchasers of same or similar products. Any product pricing errors may be corrected at any time through notification of distributors, dealers and on our websites at www.atlasrr.com or www.atlaso.com. Atlas reserves the right to cancel any announced product. Unless otherwise noted, all N scale cars and locomotives will operate properly on 9-3/4" radius and all HO scale cars and locomotives will operate properly on 18" radius. Short length cars and locomotives may operate properly on radii smaller than these.

The cover depicts the Atlas O Trainman Passenger Cars - Chesapeake & Ohio Coach and Milwaukee Road Coach. Atlas O Trainman Baggage, RPO and Combine Cars are also available. These models can be found on pages 113-114 of this catalog. To order these and other fine Atlas models, track and accessories, please contact your local dealer or visit shop.atlasrr.com!

Amtrak® Atlas Model Railroad Co. is an authorized Amtrak supplier. Amtrak is a registered service mark of the National Railroad Passenger Corporation.

ACCUMATE® couplers are made under license from AccuRail, Inc.

*CSX Licensed Product • QSI® Quantum System™ are registered trademarks of QSI Industries, Inc.

Products bearing American Refrigerator Transit; Chicago & Eastern Illinois (C&EI); Chicago and North Western Railway Company (CNW); The Denver & Rio Grande Western Railroad Company (D&RGW); Katy; Missouri-Kansas-Texas Railroad Company (MKT); Missouri Pacific (MP); Pacific Fruit Express (PFE); Southern Pacific (SP); Cotton Belt; Texas & Pacific (T&P); Union Pacific (UP); Union Pacific Fruit Express (UPFE); Western Pacific (WP) marks are made under trademark license from Union Pacific Railroad Company.

ESU and Loksound® are registered trademarks of ESU electronic solutions ulm GmbH & Co. KG.

All arrival/announcements are estimates and may change at any time.

Master/Trainman defined - Atlas has two primary lines of locomotives and rolling stock (freight and passenger cars) designated as either Master or Trainman. The Master line is made up of highly detailed models which most often includes individual parts and details that match a specified model or phase. Road numbers and paint/print decoration will match an actual model, past or present, in the real world. The Trainman line will use accurate numbering, paint and print decoration; however there will not be as great attention to individual detail as afforded in the Master line.

378 Florence Avenue • Hillside, NJ 07205

ALL SCALES PRODUCT INDEX

SCALE/MODEL	ANNOUNCEMENT DATE	EST. ARRIVAL DATE	PAGE #
Announcement - Atlas Master HO GP 40 2 W Locomotive	July 2014	1st Quarter 2015	5-6
Announcement - Atlas Trainman® HO GP39-2 Locomotive	August 2014	1st Quarter 2015	7
Announcement - Atlas Master HO GP40-2 Locomotive	September 2014	1st Quarter 2015	9-10
Announcement - Atlas Master S-2 Locomotive	October 2014	2nd Quarter 2015	11-12
Announcement - Atlas Trainman® HO GP38-2 Locomotive	November 2014	2nd Quarter 2015	13-14
Announcement - Atlas Master Dash 8-40B/BW Locomotive	December 2014	2nd Quarter 2015	15-16
Announcement - Atlas Master HO 40' Wood Reefer	July 2014	4th Quarter 2014	17
Announcement - Atlas Master HO 53' CIMC & Jindo Containers	July 2014	4th Quarter 2014	18
Announcement - Atlas Trainman® HO Cupola Caboose	August 2014	1st Quarter 2015	19
Announcement - Atlas Trainman® HO 3560 Covered Hopper	August 2014	1st Quarter 2015	20
Announcement - Atlas Master HO NSC 50' Plug Door Box Car	September 2014	1st Quarter 2015	21
Announcement - Atlas Trainman® HO 70 Ton 3 Bay Open Hopper	September 2014	1st Quarter 2015	22
Announcement - Atlas Master HO Single/Paired Window Coaches	October 2014	2nd Quarter 2015	23
Announcement - Atlas Master HO 60' ACF Auto Parts Box Car	October 2014	2nd Quarter 2015	24
Announcement - Atlas Master EV & Standard Caboose	November 2014	2nd Quarter 2015	25
Announcement - Atlas Master HO 40' Postwar Box Car w/ 8' Door	November 2014	2nd Quarter 2015	26
Announcement - Atlas Trainman® HO Evans 52' Gondola	December 2014	2nd Quarter 2015	27
Announcement - Atlas Master HO 50' Plug Door Box Car	December 2014	2nd Quarter 2015	28
Arrival - Atlas Classic HO RS-1 Locomotive	January 2013	3rd Quarter 2014	29-30
Arrival - Atlas Master HO HH600/660 Locomotive	September 2013	3rd Quarter 2014	31-32
Arrival - Atlas Trainman® HO RS-32/36 Locomotive	November 2013	4th Quarter 2014	33-34
Arrival - Atlas Master HO 4650 Centerflow Hopper	February 2014	3rd Quarter 2014	35
Arrival - Atlas Trainman® HO Aluminum Coal Gondola	February 2014	3rd Quarter 2014	36
Arrival - Atlas Master HO NSC 50' Plug Door Box Car	February 2014	4th Quarter 2014	37
Arrival - Atlas Trainman® Plus HO 85' Trash Flat	March 2014	4th Quarter 2014	38
Arrival - Atlas Trainman® HO 20' High Cube Trash Containers	March 2014	4th Quarter 2014	39
Arrival - Atlas Master HO 36' Wood Reefer	March 2014	4th Quarter 2014	40
Arrival - Atlas Master HO Thrall 53' Well Car	April 2014	4th Quarter 2014	41
Arrival - Atlas Trainman® HO 40' Plug Door Box Car	April 2014	4th Quarter 2014	42
Announcement - Atlas Master N SD60/60M Locomotive	July 2014	2nd Quarter 2015	49
Announcement - Atlas Master N GP7/9 Locomotive	August 2014	2nd Quarter 2015	50
Announcement - Atlas Master N 4-4-0 Locomotive	September 2014	2nd Quarter 2015	51
Announcement - Atlas Master N SD35 Locomotive	October 2014	3rd Quarter 2015	52
Announcement - Atlas Master N RS3 Locomotive	November 2014	3rd Quarter 2015	53
Announcement - Atlas Master N S2 Locomotive	December 2014	3rd Quarter 2015	54
Announcement - Atlas Trainman® N 2-Bay Centerflow Hopper	July 2014	1st Quarter 2015	55
Announcement - Atlas Master N Kaolin Tank Car	July 2014	1st Quarter 2015	56
Announcement - Atlas Trainman® N ACF 50' 6" Box Car	August 2014	1st Quarter 2015	57
Announcement - Atlas Trainman® N 3560 Covered Hopper	August 2014	2nd Quarter 2015	58
Announcement - Atlas Trainman® N Beer Can Tank Car	September 2014	2nd Quarter 2015	59
Announcement - Atlas Trainman® N 40' Double Door Box Car	September 2014	2nd Quarter 2015	60
Announcement - Atlas Master N 60' ACF Auto Parts Box Car	October 2014	2nd Quarter 2015	61
Announcement - Atlas Master N PS 2750 Triple Hopper	October 2014	2nd Quarter 2015	62
Announcement - Atlas Master N EV & Standard Caboose	November 2014	2nd Quarter 2015	63
Announcement - Atlas Master N 40' PS-1 Box car with 6' Door	November 2014	2nd Quarter 2015	64
Announcement - Atlas Master N Evans 52' Gondola	December 2014	3rd Quarter 2015	65
Announcement - Atlas Trainman® N 90 Ton Hopper	December 2014	3rd Quarter 2015	66
Arrival - Atlas Master N S2 Locomotive	March 2013	4th Quarter 2014	67
Arrival - Atlas Master N U23B Locomotive	February 2013	3rd Quarter 2014	68

378 Florence Avenue • Hillside, NJ 07205

ALL SCALES PRODUCT INDEX

SCALE/MODEL	ANNOUNCEMENT DATE	EST. ARRIVAL DATE	PAGE #
Arrival - Atlas Master N GP35 Locomotive	July 2013	3rd Quarter 2014	69
Arrival - Atlas Classic N RS-1 Locomotive	September 2013	3rd Quarter 2014	70
Arrival - Atlas Master N GP9TT Locomotive	December 2013	3rd Quarter 2014	71
Arrival - Atlas Master N C628/630 Locomotive	February 2014	3rd Quarter 2014	72
Arrival - Atlas Master N Dash 8-40B/BW Locomotive	August 2012	3rd Quarter 2014	73
Arrival - Atlas Trainman GP15-1 Locomotive	November 2013	3rd Quarter 2014	74
Arrival - Atlas Master N SD7/9 Locomotive	March 2014	4th Quarter 2014	75
Arrival - Atlas Master N H16-44 Locomotive	April 2014	4th Quarter 2014	76
Arrival - Atlas Master N GP40 Locomotive	June 2014	4th Quarter 2014	77
Arrival - Atlas Master N 40' Wood Reefer	February 2014	3rd Quarter 2014	78
Arrival - Atlas Trainman® N C&O Caboose	February 2014	3rd Quarter 2014	79
Arrival - Atlas Trainman® N PS-2 Covered Hopper	March 2014	3rd Quarter 2014	80
Arrival - Atlas Trainman® Plus 85' Trash Flat	March 2014	3rd Quarter 2014	81
Arrival - Atlas Trainman® 20' High Cube Trash Containers	March 2014	3rd Quarter 2014	82
Arrival - Atlas Trainman® N 40' Plug Door Box Car	April 2014	4th Quarter 2014	83
Arrival - Atlas Master N 89' Flat Car	April 2014	4th Quarter 2014	84
Arrival - Atlas Master N 40' PS-1 Box Car	May 2014	4th Quarter 2014	85
Arrival - Atlas Trainman® N 90 Ton Hopper	May 2014	4th Quarter 2014	86
Arrival - Atlas Master N 25,500 Gallon Tank Car	June 2014	4th Quarter 2014	87
Arrival - Atlas Trainman® N Thrall 4750 Covered Hopper	June 2014	4th Quarter 2014	88
Announcement - Atlas Master O 25,500 Gallon Tank Car	July 2014	1st Quarter 2015	93
Announcement - Atlas Master O 1937 40' Box Car	July 2014	1st Quarter 2015	94
Announcement - Atlas Master O 40' Airslide Hopper	August 2014	2nd Quarter 2015	95
Announcement - Atlas Master O 40' Rebuilt Wood Reefer	September 2014	2nd Quarter 2015	96
Announcement - Atlas Trainman® O PS-4750 Covered Hopper	November 2014	3rd Quarter 2015	97
Announcement - Atlas Master O 60' ACF Auto Parts Box Car	November 2014	3rd Quarter 2015	98
Announcement - Atlas Trainman® O 40' Sliding Door Box Car	December 2014	3rd Quarter 2015	99
Arrival - Atlas Master O RS-1 Locomotive	July 2012	3rd Quarter 2014	101-102
Arrival - Atlas Trainman® O U23B Locomotive	October 2012	3rd Quarter 2014	103-104
Arrival - Atlas Trainman® O RS-3 Locomotive	September 2012	3rd Quarter 2014	105-106
Arrival - Atlas Master O 40' Wood Reefer	January 2014	3rd Quarter 2014	107
Arrival - Atlas Trainman® O 68' Flat and 62' Bulkhead Flat Cars	January 2014	3rd Quarter 2014	108
Arrival - Atlas Master O 8,000 Gallon Tank Cars	February 2014	3rd Quarter 2014	109
Arrival - Atlas Trainman® O AAR 3 Bay 70 Ton Hopper	February 2014	3rd Quarter 2014	110
Arrival - Atlas Master O CZ Dome Observation & Sleeping Cars	January 2014	3rd Quarter 2014	111-112
Arrival - Atlas Trainman® O 60' Passenger Cars	December 2013	3rd Quarter 2014	113-114
Arrival - Atlas Master O 36' Wood Reefer	March 2014	4th Quarter 2014	115
Arrival - Atlas Trainman® O Bay Window Caboose	March 2014	4th Quarter 2014	116
Arrival - Atlas Master O USRA 55 Ton Coal Hopper	April 2014	4th Quarter 2014	117
Arrival - Atlas Trainman® O 40' Stock Car	April 2014	4th Quarter 2014	118



Canadian National "Zebra Stripes"†



GO Transit†

JULY 2014 ANNOUNCEMENT | 1st QUARTER 2015 ARRIVAL

**HO
SCALE**

HO MASTER GP40-2 (W) LOCOMOTIVE

www.atlasrr.com/HOLoco/hogp40-2w1.htm

In 1973 Canadian National (CN) designed the safety cab, also known as the comfort cab, which featured a full-width nose that was intended to improve crew safety in the event of a collision. The first CN locomotives to feature this cab were GMDD GP38-2s and MLW M420s. GO Transit ordered the first safety cab equipped GP40-2s in 1973 with a three-unit order. CN then ordered their first safety cab GP40-2s from GMDD in 1974. Using CN's locomotive classification system, these locomotives were assigned the designation GF-430 (General Motors, Freight, 4-axle, 3000hp). Letters are added after this designation to denote the separate orders for a given model.

Our model represents the GF-430d series, of which 34 were built in 1976: CN 9633-9667. This order was constructed using a standard GP40-2 frame. Earlier GF-430 models were built on a frame that was a noticeable 4-5 inches taller. GO Transit would order a total of 11 safety cab equipped GP40-2s and all were built with similar dimensions to the CN GF-430d series. These units were later sold to Canadian National and renumbered as CN 9668-9677.

The terminology "early" and "late" is used when referring to various road names on this run. "Late" CN and former CN units feature ditch lights, snow shields and have their air horn relocated to the top of the long hood. GO Transit units will be "early" in that they will not include ditch lights or snow shields, and the air horn will be mounted above the bell.

**NEW PAINT
SCHEMES &
ROAD NUMBERS!**

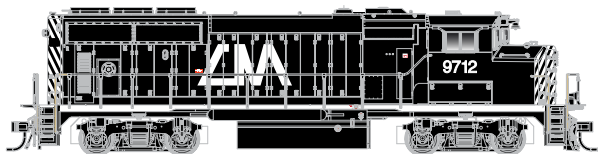
HO MASTER GP40-2 (W) LOCOMOTIVE



Aberdeen Carolina & Western



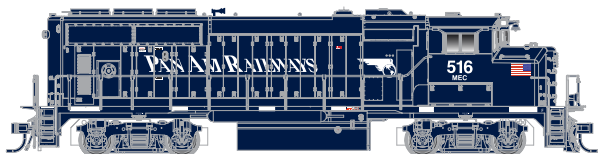
Canadian National "CNNA"



Central Michigan



Huron & Eastern



Pan Am Railways

THIS GP40-2(W) MODEL FEATURES MANY PROTOTYPE-SPECIFIC AND SEPARATELY-APPLIED DETAILS, INCLUDING:

- Two Rear Long Hood Styles: CN (single light w/o number boards) and GO Transit (dual lights w/number boards and class lights).
- 3,000 Gallon Fuel Tank
- Snow Shields (optional)
- Cab-Mounted Bell
- Three-Chime Air Horn Mounted on Cab or Long Hood
- CN-Style Lighted Ditch Lights (optional)
- Round or Square Sand Fill Hatches
- Etched Metal Radiator Fan Grilles

ALSO INCLUDES "STANDARD" FEATURES OF THE GP40-2 MODEL:

- Golden-white LEDs
- Directional lighting
- Movable drop steps
- Coupler cut levers
- Snowplow
- Separately-installed scale windshield wipers, grab irons and fine scale handrails
- Five-pole skewed armature motor with dual flywheels for optimum performance at all speeds
- Realistic die-cast underframe
- Detailed cab interior with crew figures
- Walkway safety tread
- Multiple unit hoses and trainline hoses
- Factory-equipped with AccuMate® knuckle couplers

DCC OPERATION FEATURES:

- Supports all DCC-programming modes
- A total of six DCC function outputs are available
- Follows all NMRA DCC standards and recommended practices.
- Flexible mapping of function keys F0 to F28.

ANALOG (DC) OPERATION FEATURES:

- The LokSound Select Dual-Mode decoder allows your Atlas Gold Series locomotive to be used on DC as well as on DCC layouts.
- Please note that the Atlas Quantum Engineer will NOT operate an Atlas Gold Series locomotive equipped with a LokSound Select decoder on an analog (DC) layout. However, the sound and lighting functions of the LokSound Select decoder in the Atlas Gold Series GP 40-2 locomotive can be controlled by an easy-to-use basic DCC system
- Also note that on a DC-powered layout, a DCC and sound equipped locomotive (such as the Atlas Gold Series GP 40-2) CANNOT be consisted with another locomotive that does not also have both DCC and sound. (This statement does NOT apply to DCC-equipped locomotives operating on a DCC layout.)


SOUND FUNCTIONALITY FEATURES:

- Over 20 sound effects are available, including engine start-up and shutdown, prime mover sounds through all eight notches, bell, air horn, air compressor, dynamic brakes and more.
- There are 16 user-selectable horns, 2 user-selectable bells, and 2 user-selectable synchronized brake squeals.
- Manual and Automatic Notching modes with the ability to change modes "on the fly" are provided for true realism.

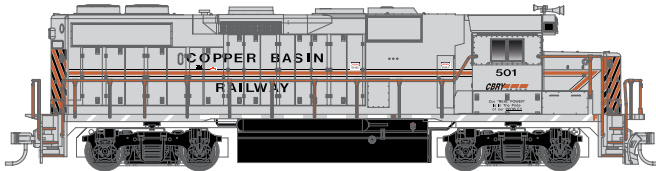
Road Name/Road Numbers	Silver Item #	Gold Item #
GP40-2(W) LOCOMOTIVE		
Undecorated CN Version (early)	10 000 709	10 000 726
Undecorated CN Version (late)	10 000 710	10 000 727
Undecorated GO Transit Version (early)	10 000 711	10 000 728
NEW PAINT SCHEMES		
Aberdeen Carolina & Western 703, 704, 9624	10 001 394-10 001 396	10 001 410-10 001 412
Canadian National "Zebra Stripes"† 9640, 9653, 9662	10 001 397-10 001 399	10 001 413-10 001 415
Canadian National "CNNA" 9639, 9645, 9657	10 001 400-10 001 402	10 001 416-10 001 418
Central Michigan 9712	10 001 403	10 001 419
Huron & Eastern 9712	10 001 404	10 001 420
NEW ROAD NUMBERS		
GO Transit† 703, 706, 708	10 001 405-10 001 407	10 001 421-10 001 423
NEW PAINT SCHEMES		
Pan Am Railways 516, 517	10 001 408-10 001 409	10 001 424-10 001 425
MSRP:	\$159.95	\$269.95

† "Early Version" does not include ditch lights
(Models shown from previous runs)

PLEASE NOTE: THIS IS A REANNOUNCEMENT



BNSF (Bold Heritage)




Copper Basin Railway



Santa Fe (Kodachrome)



Twin Cities & Western



Union Pacific

AUGUST 2014 ANNOUNCEMENT | 1st QUARTER 2015 ARRIVAL



HO TRAINMAN® GP39-2 PHASE 2 LOCOMOTIVE

www.atlastrainman.com/HOLoco/tmhogp39-2ph2.htm

FEATURES:

NOW WITH QSI SOUND

- NMRA 8-pin plug for DCC
- The same drive as our basic Master Series™, in an affordable locomotive.
- Five-pole skewed armature motor with dual flywheels
- Separately applied hand rails and end railings
- Matching cabooses available separately
- Locating dimples for grab irons
- True scale dimensions with accurate details
- Realistic die-cast underframes
- Equipped with AccuMate® Couplers
- As with our Master Series™ GP-38, this model features either a 2,600 or 3,600 gallon fuel tank.

The GP39-2 was offered by EMD as a fuel-efficient alternative to their very popular GP38-2 model. This efficiency resulted from the use of a turbocharged 12-cylinder 645E3 diesel engine, as opposed to the non-turbocharged 16-cylinder prime mover in the GP38-2. The use of a turbocharger increased the horsepower output from 2,000 to 2,300hp with four fewer cylinders. One other benefit of the turbocharger is improved operation at higher altitudes where thin air causes normally-aspirated diesels to lose power and produce excess smoke. The largest original fleet of GP39-2s was assembled by the Santa Fe who, over the course of seven years, acquired a total of 106 units.

QSI® QUANTUM SYSTEM™ FEATURES INCLUDING:
(Atlas Trainman® Gold Locomotives only)

- Speaker system
- Authentic diesel engine sounds
- Squealing brakes
- Doppler effect
- Air let-off in neutral
- Coupler impact sounds when operated with DCC
- Helper mode that mutes the whistle and bell for double heading
- And more!



Road Name/Road Numbers	Silver Item #	Gold Item #
Undecorated	10 000 933	10 001 783
NEW PAINT SCHEMES		
BNSF (Bold Heritage) 2715, 2946, 2948	10 001 770-10 001 772	10 001 784-10 001 786
Copper Basin Railway 501, 502	10 001 773-10 001 774	10 001 787-10 001 788
Santa Fe (Kodachrome) 3669, 3679, 3693	10 001 775-10 001 777	10 001 789-10 001 791
Twin Cities & Western 2300, 2301	10 001 778-10 001 779	10 001 792-10 001 793
Union Pacific 1202, 1205, 1207	10 001 780-10 001 782	10 001 794-10 001 796
MSRP:	\$139.95	\$239.95

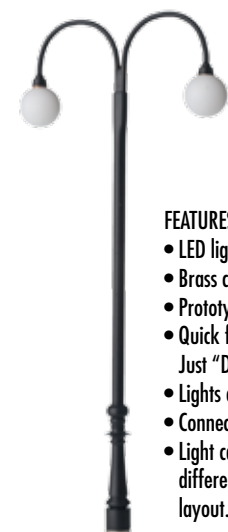
HO, N & O HANDCRAFTED SCALE LIGHTING SYSTEMS

NOW AVAILABLE!

Illuminate your layout with a wide variety of hand-crafted, accurately sized scale lights. Offered in both HO, N and O scale, the installation is quick and easy, and artfully transforms the overall ambiance of your layout. For features and ordering information please visit www.shop.atlasrr.com



HO Scale Park Light



O Scale Park Light-
Traditional Double Arch



N Scale Clock

FEATURES:

- LED light source = longer life
- Brass construction
- Prototypical size for HO, N & O scale model railroad layouts
- Quick fit base removes the need for gluing, nailing and screwing - Just "Drill and Drop"
- Lights come with quick connection plug in wire harness.
- Connects directly to power source. Resistors included.
- Light can be removed from mounting base and replaced with different style to change the look of any street or highway on your layout.

Description	Item #	MSRP
-------------	--------	------

HO SCALE LIGHTING SYSTEM

Clock Light	70 000 019	\$29.95
Ball Light	70 000 021	\$28.95
Park Light	70 000 022	\$28.95
Street Light	70 000 023	\$28.95
Highway Light ver. 1	70 000 024	\$29.95
Highway Light ver. 2	70 000 025	\$29.95
Curved Light	70 000 026	\$28.95

Description	Item #	MSRP
-------------	--------	------

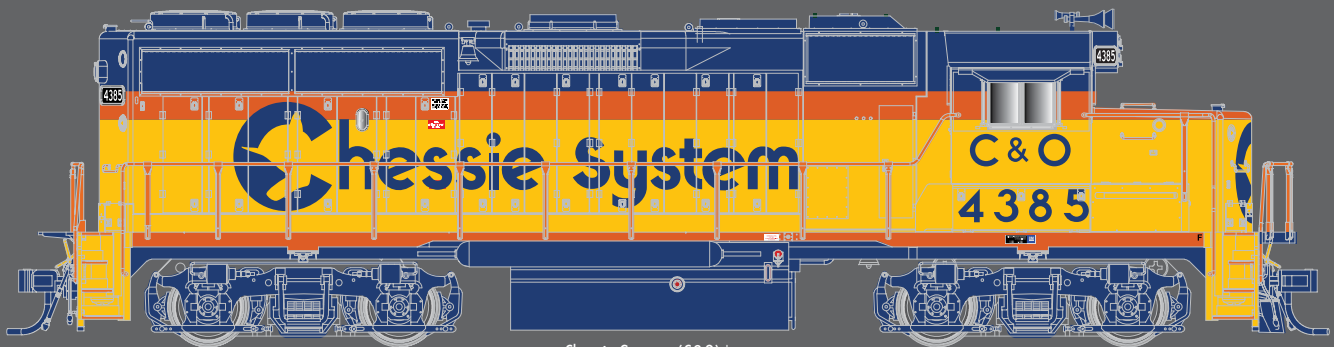
N SCALE LIGHTING SYSTEM

Clock Light	60 000 062	\$30.95
Park Light ver. 1	60 000 063	\$29.95
Ball Light	60 000 064	\$29.95
Park Light ver. 2	60 000 065	\$29.95
Street Light	60 000 066	\$29.95
Highway Light	60 000 067	\$30.95
Curved Light ver. 1	60 000 069	\$29.95
Curved Light ver. 2	60 000 070	\$29.95

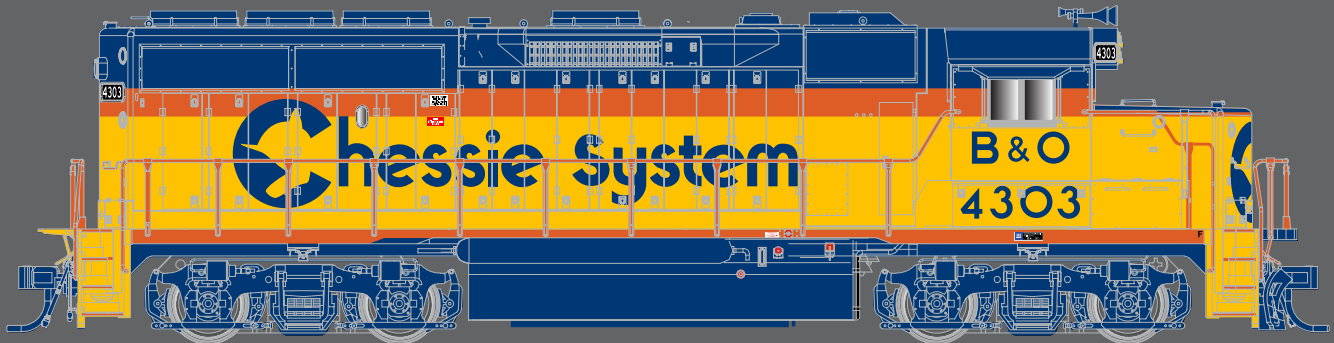
Description	Item #	MSRP
-------------	--------	------

O SCALE LIGHTING SYSTEM

Lighted Clock	4001019	\$35.95
Park Light-Lantern	4001020	\$33.95
Park Light-Modern	4001021	\$21.95
Park Light- Globe	4001022	\$33.95
Park Light- Traditional Single Arch	4001023	\$36.95
Park Light- Traditional Double Arch	4001024	\$53.95
Street/Parking Lot Light- Single extension	4001025	\$44.95
Street/Parking Lot Light-Double extension	4001026	\$69.95
Street/Parking Lot Light single	4001027	\$29.95
Street/Parking Lot Light- double	4001028	\$46.95
Park Light-Modern Single Arch	4001029	\$29.95
Park Light-Modern Single Arch ver.2	4001030	\$21.95
Street Light- Dome	4001031	\$50.95
Street Light- Modern Circular	4001032	\$42.95
Street Light- Upright angle	4001033	\$21.95
Street/Parking Lot Light- Centered Extension	4001034	\$44.95
Lit Building Accents-Wall Clock	4001035	\$18.95
Lit Building Accents-Wall Light	4001036	\$14.95
Lit Building Accents- (neon quality) Wall Light	4001037	\$22.95
Lit Building Accents- Hanging light	4001038	\$12.95
Lit Building Accents-Wall Light ver.2	4001039	\$15.95
Lit Building Accents- Hanging Light ver.2	4001040	\$12.95



Chessie System (C&O)*



Chessie System (B&O)*

SEPTEMBER 2014 ANNOUNCEMENT | 1ST QUARTER 2015 ARRIVAL

HO
SCALE

HO MASTER GP40-2 LOCOMOTIVE

www.atlasrr.com/HOLoco/hogp40-2d.htm


The GP40-2 was EMD's follow-up to the very successful GP40 locomotive model. While many internal upgrades were introduced (such as the use of improved, modular Dash 2 electrical components), there were some external differences between the early production GP40-2 and late-production GP40. This included an engine water-level sight glass on the right side of the body (a feature common to all EMD Dash 2 models), a larger electrical cabinet air filter box, a lengthened battery compartment on the left side, and a slightly modified cab.

All GP40-2s featured a 16-cylinder EMD 645-series diesel engine which was rated at 3,000 horsepower. Phase 2 GP40-2 production units were built from mid-1976 through mid-1981. Several major spotting features of Phase 2 units include: an 88" low nose, corrugated radiator grilles and notched step wells.

Included on this production run are locomotives decorated for Southern Pacific and Western Pacific. SP models will include several "signature" Southern Pacific spotting features including L-shaped front windshield, round brakewheel, operating cab gyalight, SP-style low nose headlight with non-operating red signal light and the related rear end "headlight package". These models will also include a cab roof air conditioner and antenna platform with related piping. WP models will include a cab roof air conditioner, roof antenna platform with related piping and a low-nose gyalight.

NEW PAINT
SCHEMES!

MASTER HO GP40-2 LOCOMOTIVE



Chesapeake System (WM)*



Conrail



Ferromex



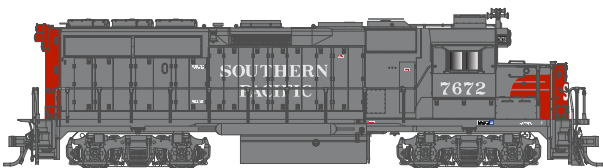
Florida East Coast §



Florida East Coast c



Kansas City Southern



Southern Pacific c



Western Pacific c

FEATURES:

- Golden-white LEDs
- Factory-equipped with AccuMate® knuckle couplers
- Detailed cab interior with crew
- Walkway safety tread
- Multiple unit hoses and trainline hoses
- Gold versions are equipped with ESU sound.
- Separately-installed scale windshield wipers, metal grab irons and fine scale handrails
- Five-pole skewed armature motor with dual flywheels for optimum performance at all speeds
- Realistic die-cast underframe
- Directional lighting
- Movable drop steps
- Coupler cut bars
- Snowplow

ADDITIONAL FEATURES INCLUDE:

- Etched metal radiator and dynamic brake fans (included where appropriate per road name).
- Dynamic Brake options: standard range, extended range or non-dynamic brake hatch used where appropriate per road name.
- Optional 2,600 - 3,600 gallon fuel tank

UNDECORATED UNITS INFORMATION:

- Dynamic Brake Part: standard range and non-dynamic brake hatch
- Hood and frame bells included
- Trucks: Blomberg Type-M only
- The handrails will NOT be attached to the frame and will be packed separately.
- 3,600 and 2,600 Gallon fuel tanks included

DCC OPERATION FEATURES:

- Supports all DCC-programming modes
- A total of six DCC function outputs are available
- Follows all NMRA DCC standards and recommended practices.
- Flexible mapping of function keys F0 to F28.

ANALOG (DC) OPERATION FEATURES:

- The LokSound Select Dual-Mode decoder allows your Atlas Gold Series locomotive to be used on DC as well as on DCC layouts.
- Please note that the Atlas Quantum Engineer will NOT operate an Atlas Gold Series locomotive equipped with a LokSound Select decoder on an analog (DC) layout. However, the sound and lighting functions of the LokSound Select decoder in the Atlas Gold Series GP 40-2 locomotive can be controlled by an easy-to-use basic DCC system
- Also note that on a DC-powered layout, a DCC and sound equipped locomotive (such as the Atlas Gold Series GP 40-2) CANNOT be consisted with another locomotive that does not also have both DCC and sound. (This statement does NOT apply to DCC-equipped locomotives operating on a DCC layout.)

SOUND FUNCTIONALITY FEATURES:

- Over 20 sound effects are available, including engine start-up and shutdown, prime mover sounds through all eight notches, bell, air horn, air compressor, dynamic brakes and more.
- There are 16 user-selectable horns, 2 user-selectable bells, and 2 user-selectable synchronized brake squeals.
- Manual and Automatic Notching modes with the ability to change modes "on the fly" are provided for true realism.

Road Name/Road Numbers	Silver Item #	Gold Item #
Undecorated w/curved a/c	10 000 649	10 000 668
Undecorated SP Version c	10 000 650	10 000 669
NEW PAINT SCHEMES		
Chesapeake System (C&O)* c 4385, 4390	10 001 841-10 001 842	10 001 864-10 001 865
Chesapeake System (B&O)* 4340, 4348	10 001 843-10 001 844	10 001 866-10 001 867
Chesapeake System (WM)* 4354	10 001 845	10 001 868
Conrail 3311, 3344, 3365	10 001 846-10 001 848	10 001 869-10 001 871
Ferromex 3021, 3022, 3026	10 001 849-10 001 851	10 001 872-10 001 874
Florida East Coast § c 425	10 001 852	10 001 875
Florida East Coast § 436	10 001 853	10 001 876
Florida East Coast c 422, 426	10 001 854-10 001 855	10 001 877-10 001 878
Kansas City Southern 2966, 2975	10 001 856-10 001 857	10 001 879-10 001 880

NEW ROAD NUMBERS

Southern Pacific c 7662, 7941, 7956	10 001 858-10 001 860	10 001 881-10 001 883
Western Pacific c 3550, 3553, 3557	10 001 861-10 001 863	10 001 884-10 001 886

MSRP:

\$159.95

\$269.95

c = Phase 2c model. All others are Phase 2 models. § = A portion of the proceeds from the sale of this item will be donated to the Susan G. Komen Foundation for Breast Cancer Research *CSX Licensed Product



OCTOBER 2014 ANNOUNCEMENT | 2nd QUARTER 2015 ARRIVAL

HO
SCALE


MASTER HO S-2 LOCOMOTIVE

www.atlasrr.com/HOLoco/hos2a.htm


Built by the American Locomotive Company (Alco) the low-hood S-2 was introduced in 1940 to replace Alco's earlier high-hood switchers. The 1000 horsepower S-2 was a turbocharged version of the S-1. There were 1,502 S-2s sold to North American Railroads. The versatility of the S-2s was evidenced by their service on class 1 short-line and industrial railroads. Atlas' offers a sound-equipped version for modeler enjoyment.

NEW PAINT
SCHEMES!


MASTER HO S-2 LOCOMOTIVE



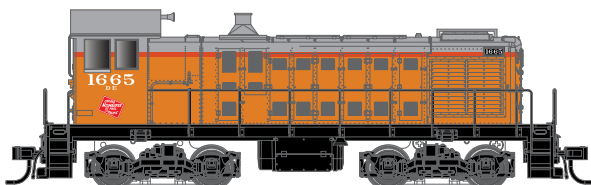
Central Vermont



Grand Trunk Western




Lehigh Valley



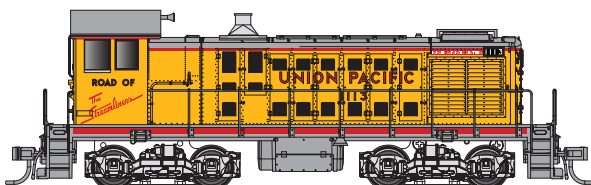
Milwaukee Road



Rio Grande



Seaboard Coast Line*



Union Pacific

FEATURES:

- NMRA 8-Pin Socket for DCC (Silver Series Model)
- Redesigned & retooled hood, cab & chassis
- The first plastic HO-scale model of an S-2 Locomotive to include accurate body panel details
- Option for horizontal or vertical radiator shutters
- Fine scale handrails
- Separately-applied grab irons, coupler cut levers, air hoses, piping, etc.
- Redesigned truck frames with separately applied detail
- Directional LED lighting (includes cab rear headlight)
- Die-cast chassis for improved pulling performance
- Chassis retooled for optional DCC/sound
- 5-pole skewed armature motor for reliable operation
- Dual-flywheels for maximum performance at all speeds
- Factory-equipped with AccuMate knuckle couplers
- Exceptional painting and printing

DCC OPERATION FEATURES:

- Supports all DCC-programming modes
- Flexible mapping of function keys F0 to F28.
- A total of six DCC function outputs are available
- Follows all NMRA DCC standards and recommended practices.

ANALOG (DC) OPERATION FEATURES:

- The LokSound Select Dual-Mode decoder allows your Atlas Gold Series locomotive to be used on DC as well as on DCC layouts.
- Please note that the Atlas Quantum Engineer will NOT operate an Atlas Gold Series locomotive equipped with a LokSound Select decoder on an analog (DC) layout. However, the sound and lighting functions of the LokSound Select decoder in the Atlas Gold Series S-2 locomotive can be controlled by an easy-to-use basic DCC system
- Also note that on a DC-powered layout, a DCC and sound equipped locomotive (such as the Atlas Gold Series S-2) CANNOT be consisted with another locomotive that does not also have both DCC and sound. (This statement does NOT apply to DCC-equipped locomotives operating on a DCC layout.)

SOUND FUNCTIONALITY FEATURES:

- Over 20 sound effects are available, including engine start-up and shutdown, prime mover sounds through all eight notches, bell, air horn, air compressor, dynamic brakes and more.
- There are 16 user-selectable horns, 2 user-selectable bells, and 2 user-selectable synchronized brake squeals.
- Manual and Automatic Notching modes with the ability to change modes "on the fly" are provided for true realism.

Road Name/Road Numbers	Silver Item #	Gold Item #
Undecorated (horizontal shutters)	10 001 462	10 001 482
Undecorated (vertical shutters)	10 001 463	10 001 483
NEW PAINT SCHEMES		
Alaska Railroad 7112, 7123	10 001 887-10 001 888	10 001 907-10 001 908
Canadian National 8113, 8116	10 001 889-10 001 890	10 001 909-10 001 910
Central Vermont 8093	10 001 891	10 001 911
Grand Trunk Western 8110	10 001 892	10 001 912
Lehigh Valley 150, 159, 162	10 001 893-10 001 895	10 001 913-10 001 915
Milwaukee Road 1663, 1665, 1669	10 001 896-10 001 898	10 001 916-10 001 918
Rio Grande 111, 114, 117	10 001 899-10 001 901	10 001 919-10 001 921
Seaboard Coast Line* 42, 48	10 001 902-10 001 903	10 001 922-10 001 923
Union Pacific 1106, 1113, 1136	10 001 904-10 001 906	10 001 924-10 001 926
MSRP:	\$154.95	\$264.95

*CSX Licensed Product



Santa Fe

NOVEMBER 2014 ANNOUNCEMENT | 2nd QUARTER 2015 ARRIVAL

HO
SCALE

TRAINMAN® HO GP38-2 LOCOMOTIVE

www.atlastrainman.com/HOLoco/tmhogp38.htm

The Dash 2 locomotive series, unveiled by EMD in 1972, featured significant changes, such as a solid-state, modular electrical control system and improved engine components designed to increase traction and reduce exhaust emissions. A reliable work-horse, the GP38-2 remains one of the most successful locomotives ever built. Most are still in service today.

NEW PAINT
SCHEMES &
ROAD NUMBERS!

TRAINMAN® HO GP38-2 LOCOMOTIVE




Algoma Central




CSX*




Indiana Railroad



Family Lines* (CRR)



Family Lines* (GA) "Franklin M. Garrett"



Family Lines* (A&WP)



Soo Line

FEATURES:

NOW WITH QSI SOUND

- NMRA 8-pin plug for DCC
- The same drive as our basic Master Series™, in an affordable locomotive
- Five-pole skewed armature motor with dual flywheels
- Separately applied hand rails and end railings
- Matching cabooses available separately
- Locating dimples for grab irons
- True scale dimensions with accurate details
- Realistic die-cast underframes
- Equipped with AccuMate® Couplers
- As with our Master Series™ GP-38, this model features either a 2,600 or 3,600 gallon fuel tank, depending on the prototype.

QSI® QUANTUM SYSTEM™ FEATURES INCLUDING:

(Atlas Trainman® Gold Locomotives only)

- Speaker system
- Authentic diesel engine sounds
- Squealing brakes
- Doppler effect
- Air let-off in neutral
- Coupler impact sounds when operated with DCC
- Helper mode that mutes the whistle and bell for double heading
- And more!

Road Name/Road Numbers	Silver Item #	Gold Item #
Undecorated	10 001 742	10 001 756
NEW ROAD NUMBERS		
Santa Fe 2372, 2376	10 001 743-10 001 744	10 001 757-10 001 758
NEW PAINT SCHEMES		
Algoma Central 200, 202	10 001 745-10 001 746	10 001 759-10 001 760
CSX* 2705, 2792	10 001 747-10 001 748	10 001 761-10 001 762
Indiana Railroad 3802, 3803	10 001 749-10 001 750	10 001 763-10 001 764
Family Lines* (CRR) 6001	10 001 751	10 001 765
Family Lines* (GA) "Franklin M. Garrett" 6051	10 001 752	10 001 766
Family Lines* (A&WP) 6007	10 001 753	10 001 767
Soo Line 4402, 4405	10 001 754-10 001 755	10 001 768-10 001 769
MSRP:	\$139.95	\$239.95

*CSX Licensed Product





DECEMBER 2014 ANNOUNCEMENT | 2nd QUARTER 2015 ARRIVAL

HO
SCALE

MASTER HO DASH 8-40B/BW LOCOMOTIVE

www.atlasrr.com/HOLoco/hodash840b5.htm

Built in the late 1980s by GE, the DASH 8-40B diesel locomotives were identified by their dynamic brake gear located along the roof line between the cab and engine compartment, with ventilation provided by large roof-top grilles. These four-axle, high horsepower engines are still in service today in North America.

Designed for Santa Fe as part of their "super fleet" of locos, the four-axle, high horsepower DASH 8-40BW is still in service today. Amtrak liked the design so much, they had the DASH 8-40BW modified to reflect their new generation of passenger diesels to a DASH 8-32BHW.

This production run includes three models decorated for the fictional Milwaukee, Racine & Troy railroad. The MR&T has been Model Railroader Magazine's HO-scale club layout for decades. These models represent recent MR&T Dash 8-40B/BW "heritage" paint schemes that have been shown and discussed over the last year in the pages of Model Railroader.

NEW PAINT
SCHEMES &
ROAD NUMBERS!

MASTER HO DASH 8-40B/BW LOCOMOTIVE



Arizona & Eastern



Minnesota Commercial



CSX (YN3b)*



Saratoga & North Creek



Milwaukee Racine & Troy 1100



Milwaukee Racine & Troy 1101



Arkansas-Oklahoma



Milwaukee Racine & Troy 1175



Providence & Worcester

FEATURES:

- Operating ditch lights (HO DASH 8-40BW/8-32BHW only)
- Realistic die-cast underframe
- Standard cab or gull wing cab as per the prototype (HO DASH 8-40BW/8-32BHW only)
- Five-pole skewed armature motor with dual flywheels for optimum performance at all speeds
- Directional lighting
- Factory-equipped with AccuMate® knuckle couplers
- Separately-installed scale windshield wipers, metal grab irons and fine scale handrails
- Highly detailed coupler cut bars
- Snowplow
- Piping on trucks
- Multiple unit hoses and trainline hoses
- Shock absorbers
- Painted crew figures

DCC OPERATION FEATURES:

- Supports all DCC-programming modes
- A total of six DCC function outputs are available
- Follows all NMRA DCC standards and recommended practices.
- Flexible mapping of function keys F0 to F28.

ANALOG (DC) OPERATION FEATURES:


- The LokSound Select Dual-Mode decoder allows your Atlas Gold Series locomotive to be used on DC as well as on DCC layouts.
- Please note that the Atlas Quantum Engineer will NOT operate an Atlas Gold Series locomotive equipped with a LokSound Select decoder on an analog (DC) layout. However, the sound and lighting functions of the LokSound Select decoder in the Atlas Gold Series DASH 8 locomotive can be controlled by an easy-to-use basic DCC system
- Also note that on a DC-powered layout, a DCC and sound equipped locomotive (such as the Atlas Gold Series DASH 8) CANNOT be consisted with another locomotive that does not also have both DCC and sound. (This statement does NOT apply to DCC-equipped locomotives operating on a DCC layout.)

SOUND FUNCTIONALITY FEATURES:

- Over 20 sound effects are available, including engine start-up and shutdown, prime mover sounds through all eight notches, bell, air horn, air compressor, dynamic brakes and more.
- There are 16 user-selectable horns, 2 user-selectable bells, and 2 user-selectable synchronized brake squeals.
- Manual and Automatic Notching modes with the ability to change modes "on the fly" are provided for true realism.

Road Name/Road Numbers	Silver Item #	Gold Item #
DASH 8-40B LOCOMOTIVES		
Undecorated	10 001 797	10 001 819
NEW ROAD NUMBERS		
CSX (YN3)* 5931, 5975	10 001 798-10 001 799	10 001 820-10 001 821
NEW PAINT SCHEMES		
Arizona & Eastern 4000, 4008, 4012	10 001 800-10 001 802	10 001 822-10 001 824
Minnesota Commercial 58, 84	10 001 803-10 001 804	10 001 825-10 001 826
CSX (YN3b)* 5930	10 001 805	10 001 827
Saratoga & North Creek 8524	10 001 806	10 001 828
Milwaukee Racine & Troy 1100, 1101	10 001 807-10 001 808	10 001 829-10 001 830
DASH 8-40BW LOCOMOTIVES		
Undecorated Dash 8-40BW (standard cab) w/ditch lights	10 001 809	10 001 831
Undec. Dash 8-40BW (gull-wing Cab) w/ditch lights	10 001 810	10 001 832
NEW ROAD NUMBERS		
BNSF 506, 526, 537	10 001 811-10 001 813	10 001 833-10 001 835
NEW PAINT SCHEMES		
Arkansas-Oklahoma 567, 581	10 001 814-10 001 815	10 001 836-10 001 837
Milwaukee Racine & Troy 1175	10 001 816	10 001 838
Providence & Worcester 4005, 4006	10 001 817-10 001 818	10 001 839-10 001 840
Undecorated MSRP:	\$169.95	\$279.95

MR&T Photos courtesy Model Railroaders NOTE: The Dash 8-40B loco does not include ditch lights
*CSX Licensed Product (Models shown from previous run)



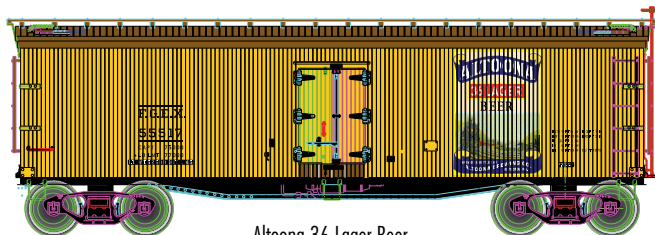
Alt-Brau Beer



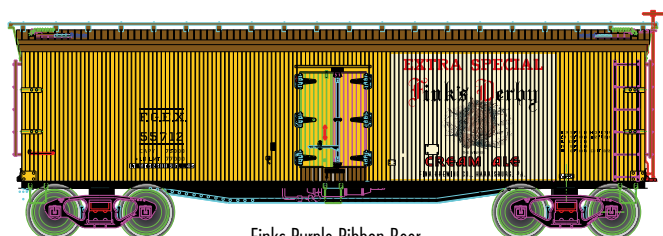
Fox Head Beer



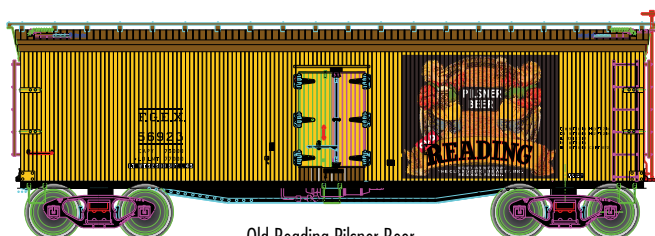
Storck Club Beer



Altoona 36 Lager Beer



Finks Purple Ribbon Beer



Old Reading Pilsner Beer

JULY 2014 ANNOUNCEMENT | 4th QUARTER 2014 ARRIVAL



HO MASTER 40' WOOD REEFER

www.atlasrr.com/HOfreight/ho40reefer3.htm

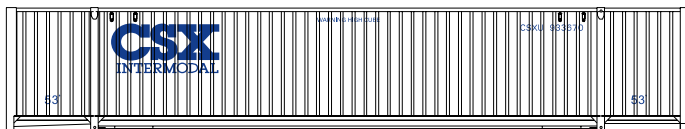
This highly detailed model is based on the 40' wood refrigerator cars built by Pullman for the Northern Refrigerator Car Co. in 1930. With its rooftop ice hatches, USRA-style fish belly underframe and vertical brake shaft, it is representative of the thousands of similar cars that were built during the "Billboard" era of American railroads.

FEATURES:

- Separate door bars, grab irons, ladders and cut bars
- Two different styles of roof hatch (where appropriate)
- Fully detailed underbody
- Alternate history paint schemes based on beer brands of the past



Road Name/Road Numbers	Item #
Undecorated	20 003 086
NEW PAINT SCHEMES	
Alt-Brau Beer 1015, 1037	20 003 087-20 003 088
Fox Head Beer 2324, 2350	20 003 089-20 003 090
Storck Club Beer 3790, 3799	20 003 091-20 003 092
Altoona 36 Lager Beer 55517, 55586	20 003 093-20 003 094
Finks Purple Ribbon Beer 55712, 55735	20 003 095-20 003 096
Old Reading Pilsner Beer 56900, 56923	20 003 097-20 003 098
Undecorated MSRP:	\$27.95
MSRP:	\$33.95



CSX Intermodal (CSXU)*



Pacer (PACU Patch)



Pacer (New Logo)



Pacer (PACU)



Marten



Matson



TMX



JULY 2014 ANNOUNCEMENT | 4th QUARTER 2014 ARRIVAL

HO MASTER 53' JINDO & CIMC CONTAINERS

www.atlasrr.com/HOFreight/ho53containers2.htm

Contemporary domestic intermodal operations are based on the 53' long dry-van container.

The differences between the Jindo 53' 110" IH and Jindo's previous 53' container can be seen in the tunnel height under the front wall and the lower side rail extensions. The 53' 110" IH container has been produced in far larger quantities than its non-110" predecessor.

Atlas Model is also offering a run of an entirely different 53' steel-bodied containers in HO scale, the CIMC 53.

JINDO FEATURES:

- All steel corrugated design
- Separate door bars
- Accurate lower rail for the 110" IH version
- Two roof variations
- Accurate painting and printing

CIMC FEATURES:

- Side corrugations with an 8-55-8 arrangement
- Front wall with 10 vertical corrugations
- Roof with 6-54-6 corrugations
- 1-3-1 beveled doors
- Placard Holders on front wall, sides and door



*Note each SET contains 3 assorted numbers
*CSX Licensed Product
¥ Under License from Pacer Stacktrain*

Road Name/Road Numbers	Item #
JINDO 53' - 110" IH CONTAINER	
Undecorated 6-53-6 Roof	20 000 183
Undecorated 6-53-7 Roof	20 000 184
NEW ROAD NUMBERS	
CSX Intermodal (CSXU)* Set #3	20 002 995
CSX Intermodal (CSXU)* Set #4	20 002 996
Pacer (PACU)¥ Set #5	20 002 997
Pacer (PACU)¥ Set #6	20 002 998
NEW PAINT SCHEMES	
Pacer (New Logo)¥ Set #1	20 002 999
Pacer (New Logo)¥ Set #2	20 003 001
Pacer (PACU Patch)¥ Set #1	20 003 002
Pacer (PACU Patch)¥ Set #2	20 003 003
CIMC 53' - 110" IH CONTAINER	
Undecorated	20 001 081
NEW PAINT SCHEMES	
Marten Set #1	20 003 004
Marten Set #2	20 003 005
Matson Set #1	20 003 006
Matson Set #2	20 003 007
TMX Set #1	20 003 008
TMX Set #2	20 003 009
Undecorated MSRP:	\$42.95
MSRP:	\$49.95




Chesapeake & Ohio*



Santa Fe




Union Pacific



Algoma Central



Conrail (MoFw)




Family Lines (SCL)*



Lehigh & New England



Monon



Norfolk Southern



Union Railroad

AUGUST 2014 ANNOUNCEMENT | 1st QUARTER 2015 ARRIVAL



HO TRAINMAN® CUPOLA CABOOSE

www.atlastrainman.com/HO Freight/tmhocupcab.htm

The first all-steel cabooses built for the Chesapeake & Ohio Railroad were produced in 1937 by the Magor Car Corporation in Clifton, N.J. Magor, along with St. Louis Car Company and ACF, ultimately built a total of 350 cabooses for the C&O using a similar design. The last were produced in 1949. Through subsequent rebuilding and modernization, many remained in service through the end of regular caboose usage in the 1980s. Cabooses of a similar design were also built for Pere Marquette, Missouri Pacific and Chicago & Eastern Illinois.

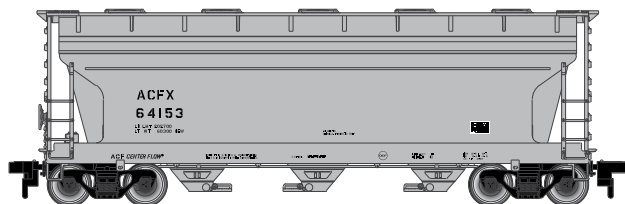
FEATURES:

- True scale dimensions with accurate details
- Weighted, detailed underframes
- Equipped with AccuMate® Knuckle Couplers
- Trucks equipped with free-rolling metal wheels
- Clear window inserts & separately applied side railings


*CSX Licensed Product
(HO & N scale previous run models shown)




Road Name/Road Numbers	Item #
Undecorated	20 002 410
NEW ROAD NUMBERS	
Chesapeake & Ohio* 90227, 90251	20 003 011-20 003 012
Santa Fe 999900, 999926	20 003 013-20 003 014
Union Pacific 25201, 25238	20 003 015-20 003 016
NEW PAINT SCHEMES	
Algoma Central 9607, 9609	20 003 017-20 003 018
Conrail (MoFw) 46114, 46137	20 003 019-20 003 020
Family Lines (SCL)* 0782, 0826	20 003 021-20 003 022
Lehigh & New England 581, 582	20 003 023-20 003 024
Monon 81506, 81508	20 003 025-20 003 026
Norfolk Southern 365, 367	20 003 027-20 003 028
Union Railroad C-4, C-25	20 003 029-20 003 030
Undecorated MSRP:	\$22.95
MSRP:	\$27.95




ACFX



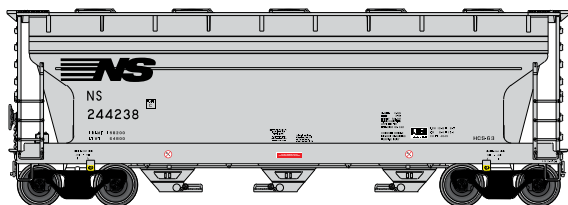
Norchem



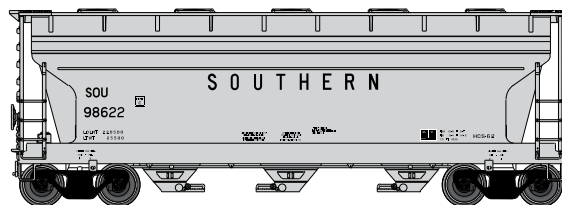
Gardiner, Inc.



Niagara of Wisconsin



Norfolk Southern[≠]



Southern[≠]



AUGUST 2014 ANNOUNCEMENT | 1st QUARTER 2015 ARRIVAL

HO TRAINMAN[®] ACF[®] 3560 COVERED HOPPER

www.atlastrainman.com/HOFreight/tmho3560hopper.htm

The three-compartment ACF[®] 3560 Center Flow Covered Hopper was designed for the transport of high-density dry bulk loadings of 50 – 60 pounds per cubic foot. About 2,214 cars were built from 1967 – 1972. This Center Flow Covered Hopper transported a wide variety of commodities, including salt, fertilizer, starch, bauxite, and clay.

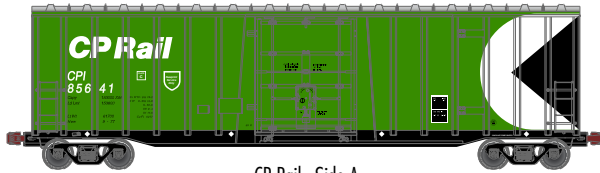

FEATURES:

- True scale dimensions with accurate details
- Weighted, detailed underframes
- Equipped with AccuMate[®] Knuckle Couplers
- Trucks equipped with free-rolling metal wheels
- Accurate painting and lettering

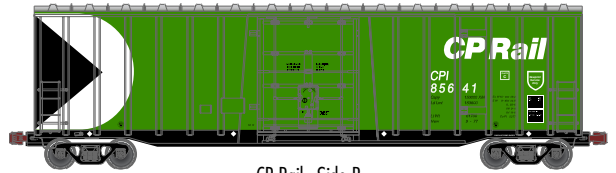
[≠] paint scheme is accurate for similar ACF 4036 3-Bay Covered Hopper Car



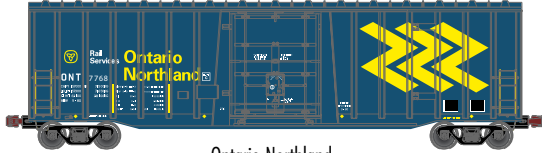
Road Name/Road Numbers	Item #
Undecorated	20 002 925
NEW ROAD NUMBERS	
ACFX 64153, 64181	20 002 926-20 002 927
Norchem 64274, 64295	20 002 928-20 002 929
NEW PAINT SCHEMES	
Gardiner, Inc. 62919, 62933	20 002 930-20 002 931
Niagara of Wisconsin 63403, 63415	20 002 932-20 002 933
Norfolk Southern [≠] 244238, 244318	20 002 934-20 002 935
Southern [≠] 98622, 98891	20 002 936-20 002 937
Undecorated MSRP:	\$18.95
MSRP:	\$23.95



CP Rail - Side A



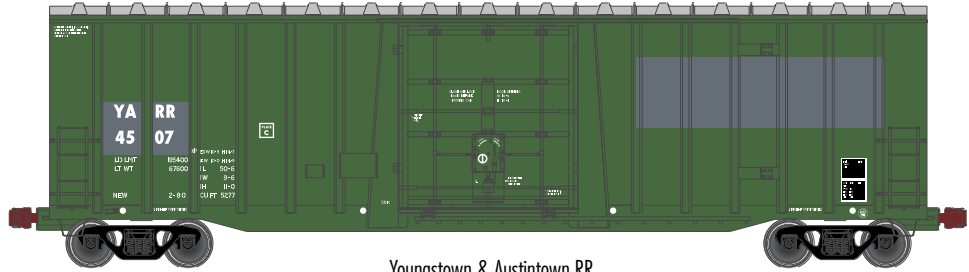
CP Rail - Side B



Ontario Northland



Quebec Central



Youngstown & Austintown RR

SEPTEMBER 2014 ANNOUNCEMENT | 1st QUARTER 2015 ARRIVAL

**HO
SCALE**

HO MASTER NSC 5277 50' PLUG DOOR BOX CAR

www.atlasrr.com/HOfreight/honsc50pdbc2.htm

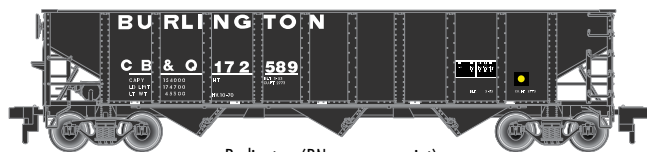
From 1975 to 1980 National Steel Car built over one-thousand 50'6" single-plug door box cars. Most of the 100-ton cars went to Canadian railroads primarily for paper service. Two hundred 70-ton cars went into food service for the Grand Trunk Western. The models have a number of variations corresponding to the prototype.

FEATURES:

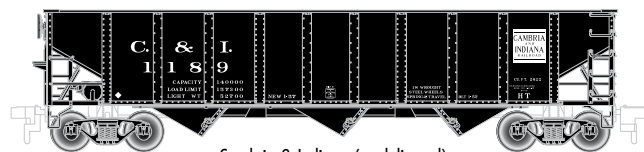
- Bodies: 5111 or 5277 cubic foot styles
- Ends: Nine or ten corrugations
- Doors: 9ft or 10ft plug doors
- Side Sills: Deep or shallow sills
- Trucks: 70- or 100-ton
- Suggested minimum radius of 22"

Road Name/Road Numbers	Item #
Undecorated - NSC 5111 PD Box Car	20 002 670
NSC 5111 PD BOX CAR - NEW PAINT SCHEMES	
CP Rail 85641, 85655, 85664, 85688	20 002 979-20 002 982
Ontario Northland 7700, 7708, 7755, 7768	20 002 983-20 002 986
Quebec Central 75100, 75123, 75154, 75196	20 002 987-20 002 990
NSC 5277 PD BOX CAR - NEW PAINT SCHEMES	
Youngstown & Austintown RR 4507, 4530, 4536, 4544	20 002 991-20 002 994
Undecorated MSRP:	\$34.95
MSRP:	\$39.95

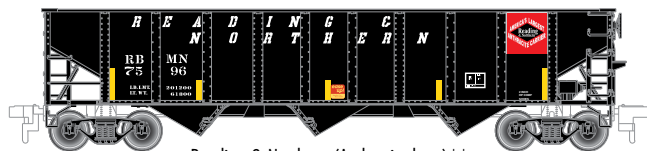
**NEW PAINT
SCHEMES!**



Burlington (BN merger repaint)



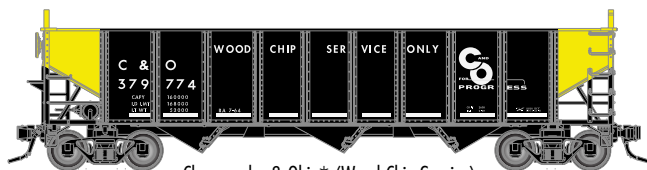
Cambria & Indiana (as delivered)



Reading & Northern (Anthracite logo)**



Union Pacific***



Chesapeake & Ohio* (Wood Chip Service)



Grand Trunk Western



Southern



Clinchfield*



SEPTEMBER 2014 ANNOUNCEMENT | 1ST QUARTER 2015 ARRIVAL

HO TRAINMAN® AAR 70 TON 3 BAY OPEN HOPPER

www.atlastrainman.com/HO Freight/tmho70tonhopper.htm

This familiar hopper was an industry standard on many railroads since the 1930's. It was adopted by the AAR as a recommended design, but fell out of favor by the mid-1950s. While offering greater capacity over cars with conventional flat sides, the original open hoppers created corrosive interaction between acidic coal and the car's joints, leading to costly rebuilding programs.

NEW PAINT SCHEMES & ROAD NUMBERS!

FEATURES:

- True scale dimensions with accurate details
- Weighted, detailed underframes
- Equipped with AccuMate® Knuckle Couplers
- Trucks equipped with free-rolling metal wheels
- Accurate painting and lettering
- Removable coal load

*CSX Licensed Product

** paint scheme is accurate for a 100-Ton open hopper


*** paint scheme is accurate for a 70-Ton open hopper of a different prototype.

(Models shown from previous runs)

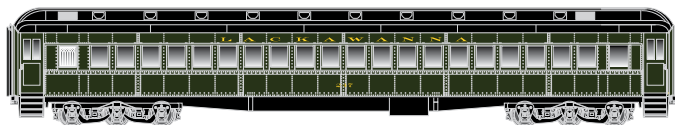
Road Name/Road Numbers	Item #
Undecorated (standard end)	20 002 908
AAR 70-TON 9-PANEL HOPPER - STANDARD END - NEW PAINT SCHEMES	
Burlington (BN merger repaint) 172589, 172622	20 002 909-20 002 910
Cambria & Indiana (as delivered) 1108, 1189	20 002 911-20 002 912
Reading & Northern (Anthracite logo)** 7553, 7596	20 002 913-20 002 914
Union Pacific*** 7890, 7904	20 002 915-20 002 916
AAR 70-TON 9-PANEL HOPPER - STANDARD END - 3 PACK - NEW ROAD NUMBERS	
Southern 73578, 73619, 73722	20 002 917

Road Name/Road Numbers	Item #
Undecorated (arched end)	20 003 010
AAR 70-TON 9-PANEL HOPPER - ARCHED END - NEW PAINT SCHEMES	
Chesapeake & Ohio* (Wood Chip Service) 379013, 379774	20 002 918-20 002 919
Grand Trunk Western 112115, 112143	20 002 920-20 002 921
AAR 70-TON 9-PANEL HOPPER - ARCHED END - 3 PACK - NEW ROAD NUMBERS	
Clinchfield* 52790, 52834, 52847	20 002 922

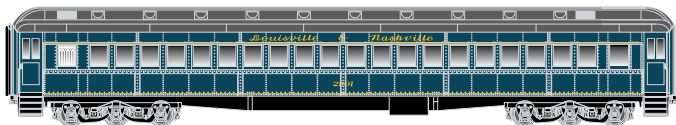
Undecorated MSRP: \$18.95
MSRP: \$23.95
3-PACK MSRP: \$71.85




Great Northern



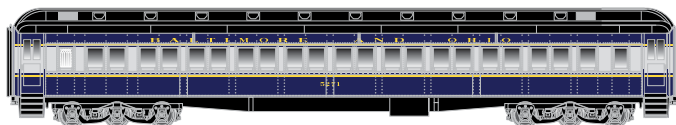
Lackawanna




Louisville & Nashville*




Nacionales de Mexico



Baltimore & Ohio*



Florida East Coast



Toronto Hamilton & Buffalo



Union Pacific

OCTOBER 2014 ANNOUNCEMENT | 2nd QUARTER 2015 ARRIVAL

HO
SCALE

HO MASTER SINGLE/PAIRED WINDOW COACHES

www.atlasrr.com/HOfreight/hohwpassenger1.html

Coaches formed the backbone of the American passenger car fleet. These cars were used on long and short haul trains, through trains and commuter runs alike.

The prototype for our single window model was built by Pullman, ACF, Standard Steel and others for the New York Central System. The prototype for our paired window model was built for the Chesapeake & Ohio Railroad. Cars of similar designs were built for many other railroads from coast to coast, and they served many years in a wide variety of services.

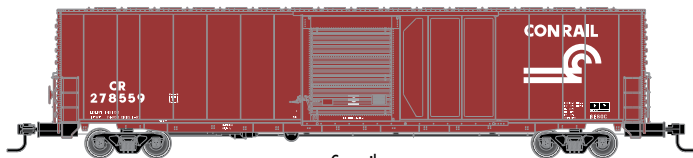
NEW PAINT SCHEMES!

FEATURES:

- Full interior detailing
- Scale operating diaphragms
- Full, separately-applied underbody detail (brake piping, steam traps, brake rigging, etc.)
- Scale window glass
- Detailed trucks with free-rolling metal wheels
- Recommend 24" Radius Minimum
- AccuMate® couplers
- Undecorated model is packed as a partial kit to allow for decoration and customization; assembly is required.

*CSX Licensed Product

Road Name/Road Numbers	Item #
SINGLE WINDOW COACH	
Undecorated	20 001 693
NEW PAINT SCHEMES	
Great Northern 959, 966, 973	20 003 044-20 003 046
Lackawanna 247, 249, 258	20 003 047-20 003 049
Louisville & Nashville* 2501, 2509, 2516	20 003 050-20 003 052
Nacionales de Mexico 3293, 3740, 3743	20 003 053-20 003 055
PAIRED WINDOW COACH	
Undecorated	20 001 709
NEW PAINT SCHEMES	
Baltimore & Ohio* 5271, 5298, 5340	20 003 056-20 003 058
Florida East Coast 123, 130, 146	20 003 059-20 003 061
Toronto Hamilton & Buffalo 70, 73, 77	20 003 062-20 003 064
Union Pacific 707, 709, 711	20 003 065-20 003 067
Undecorated MSRP:	\$54.95
MSRP:	\$64.95



Conrail



Cotton Belt



Norfolk & Western



Western Maryland*



Canadian National



Canadian Pacific (CPAA)



Chesapeake & Ohio*



Detroit, Toledo & Ironton



OCTOBER 2014 ANNOUNCEMENT | 2nd QUARTER 2015 ARRIVAL

HO MASTER 60' ACF® AUTO PARTS BOX CAR

www.atlasrr.com/HOfreight/hoauto5.htm

Built by American Car & Foundry in the late 1960s and early 1970s, the 60' Auto Parts Box Cars serviced assembly plants and component suppliers across the nation. The cars were equipped with either single or double doors, offering easy access to the freight inside, serving the auto industry well with their versatility. Many of these cars can still be found in service today throughout North America.

FEATURES:

- 70-ton roller-bearing trucks with blackened metal wheels and adjustable screws
- Authentically painted and lettered detailed body with sliding doors and distinctive "Precision Design" recessed panels
- Prototypically designed roof and ends with full rivet detail
- Detailed die-cast metal underframe for improved operation
- Separate brake system and air reservoir
- Cushion underframe with extended coupler pockets
- AccuMate® operating knuckle couplers with mounting screws
- Roof overspray


*CSX Licensed Product
(Previous run models shown)



Road Name/Road Numbers	Item #
SINGLE DOOR AUTO PARTS BOX CAR	
Undecorated - Single Door	20 003 068
NEW PAINT SCHEME	
Conrail 278443, 278559	20 003 069-20 003 070
NEW ROAD NUMBERS	
Cotton Belt 63310, 63400	20 003 071-20 003 072
Norfolk & Western 600906, 600918	20 003 073-20 003 074
Western Maryland* 495975, 495979	20 003 075-20 003 076
DOUBLE DOOR AUTO PARTS BOX CAR	
Undecorated - Double Door	20 003 077
NEW PAINT SCHEME	
Canadian National 598809, 598536	20 003 078-20 003 079
NEW ROAD NUMBERS	
Canadian Pacific (CPAA) 205080, 205091	20 003 080-20 003 081
Chesapeake & Ohio* 488704, 488734	20 003 082-20 003 083
Detroit, Toledo & Ironton 25804, 25810	20 003 084-20 003 085
Undecorated MSRP:	\$23.95
MSRP:	\$27.95




Atlanta & St. Andrews Bay



BNSF




British Columbia




Chesie System "Safety #6"*



Chesie System "Handle with Care" *



Chicago & Illinois Midland



CSX "Chicago Terminal"*




CSX "Safety Caboose 20th Anniversary"*- Side A



CSX "Safety Caboose 20th Anniversary"*- Side B



Family Lines (SCL)*



New England Central



NOVEMBER 2014 ANNOUNCEMENT | 2nd QUARTER 2015 ARRIVAL

HO MASTER EXTENDED VISION CABOOSE

www.atlasrr.com/HOFreight/hoevcaboose6.htm

Based on prototypes that were built during the 1960s, these cabooses were popular on railroads from coast-to-coast.




FEATURES:

- Thin endrails
- Window glazing
- Separate brake cylinder
- Open smoke stack
- Triple valve and air reservoir
- Roller-bearing caboose trucks
- Roofwalk where appropriate
- Accurate painting and lettering

*CSX Licensed Product


Road Name/Road Numbers	Item #
Undecorated-EV (w/o roofwalk)	20 003 114
Undecorated-EV (w/roofwalk)	20 003 115
NEW PAINT SCHEMES	
Atlanta & St. Andrews Bay 10	20 003 099
BNSF 10026	20 003 100
British Columbia 1879, 1880	20 003 101-20 003 102
Chesie System "Safety #6" * 903285	20 003 103
Chesie System "Handle with Care" * 903103, 903118	20 003 104-20 003 105
Chicago & Illinois Midland 273, 276	20 003 106-20 003 107
CSX "Chicago Terminal" * 900433	20 003 108
CSX "Safety Caboose 20th Anniversary" * 903180	20 003 109
Family Lines (SCL) * 05743, 05756	20 003 110-20 003 111
New England Central 4044	20 003 112
Undecorated MSRP:	\$24.95
MSRP:	\$39.95



Bangor & Aroostook




Lackawanna




Clinchfield



Pittsburgh & West Virginia



Canadian National



Southern



NOVEMBER 2014 ANNOUNCEMENT | 2nd QUARTER 2015 ARRIVAL

HO MASTER 40' POSTWAR BOX CAR W/ 8' DOOR

www.atlasrr.com/HOFreight/ho40postwarbc2.htm

Spurred by the postwar business boom and in an effort to replace worn out equipment, North American railroads built large numbers of 40' box cars to the AAR standard designs beginning in 1945. Prototypes were built with different combinations of roof styles, ends and doors. Our tooling includes many of the more common options for these details.

FEATURES:

- State of the art highly detailed tooling
- Many separately applied details such as ladders, grab irons, etc.
- 4 different end styles – 4/4, Early and Late Improved Dreadnaught or "Dartnot"
- 2 different roofs – straight or diagonal panel
- Superior or Youngstown doors
- Seven or eight rung ladders
- Fully detailed underframe
- Free rolling trucks with blackened metal wheelsets
- Carefully researched prototypical paint schemes
- This run features 8' Doors

Road Name/Road Numbers	Item #
Undecorated	20 003 031
NEW PAINT SCHEMES	
Bangor & Aroostook 4290 4295	20 003 032-20 003 033
Lackawanna 55510, 55502	20 003 034-20 003 035
Clinchfield 5602, 5649	20 003 036-20 003 037
Pittsburgh & West Virginia 1202, 1236	20 003 038-20 003 039
Canadian National 542760, 542802	20 003 040-20 003 041
Southern 23001, 23393	20 003 042-20 003 043
Undecorated MSRP:	\$24.95
MSRP:	\$29.95





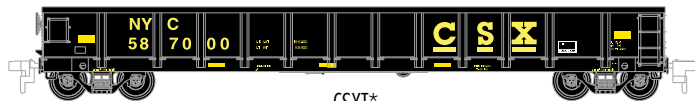
Burlington Northern



Canadian National



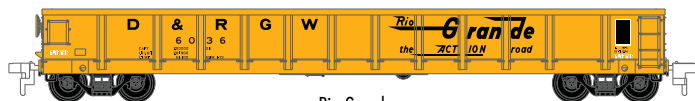
Conrail



CSXT*



Erie Lackawanna



Rio Grande

DECEMBER 2014 ANNOUNCEMENT | 2nd QUARTER 2015 ARRIVAL



HO TRAINMAN® EVANS 52' GONDOLA

www.atlastrainman.com/HOFreight/tmhoevgondola.htm

The work horse of the steel industry, the gondola is basically a flat car with sides, allowing more and different types of loads to be transported. The gondola dates to about 1830 and was first used on early railways and tramways to move coal.

FEATURES:

- True scale dimensions with accurate details
- Weighted, detailed underframes
- Equipped with AccuMate® Knuckle Couplers
- Trucks equipped with free-rolling metal wheels
- Painting and lettering accurate for similar 52' gondolas

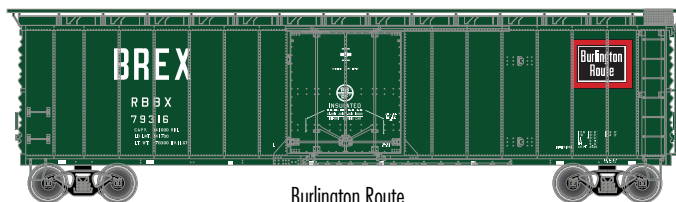
*CSX Licensed Product

Road Name/Road Numbers	Item #
Undecorated	20 003 113
NEW PAINT SCHEMES	
Burlington Northern 577400, 577477, 577534, 577555	20 003 117, 20 002 938-20 002 940
Canadian National 136623, 136647, 136742, 136744	20 002 941-20 002 944
Conrail 587103, 587131, 587137, 587171	20 002 945-20 002 948
CSXT* 587101, 587107, 587116, 587127	20 002 949-20 002 952
Erie Lackawanna 44466, 44543, 44562, 44599	20 002 953-20 002 956
Rio Grande 6000, 6012, 6023, 6036	20 002 957-20 002 960
Undecorated MSRP:	\$16.95
MSRP:	\$23.95

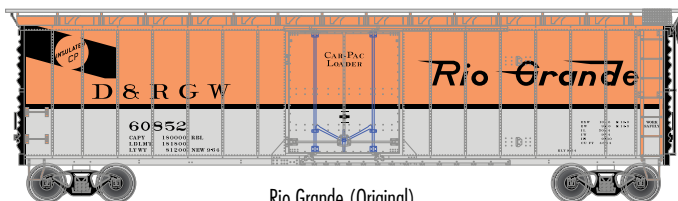




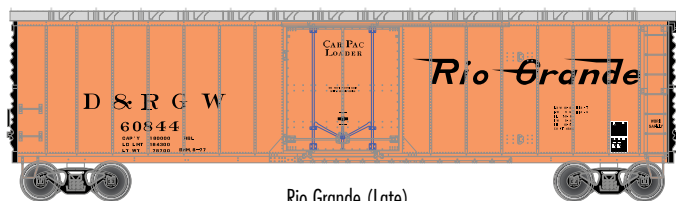
Burlington Northern



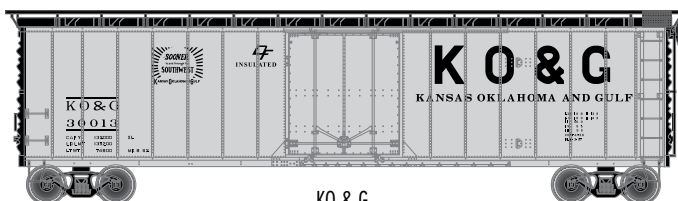
Burlington Route




Rio Grande (Original)



Rio Grande (Late)



KO & G



Pennsylvania Railroad



DECEMBER 2014 ANNOUNCEMENT | 2nd QUARTER 2015 ARRIVAL

HO MASTER 50' PLUG DOOR BOX CAR

www.atlasrr.com/HOFreight/ho50plugdoor1.htm

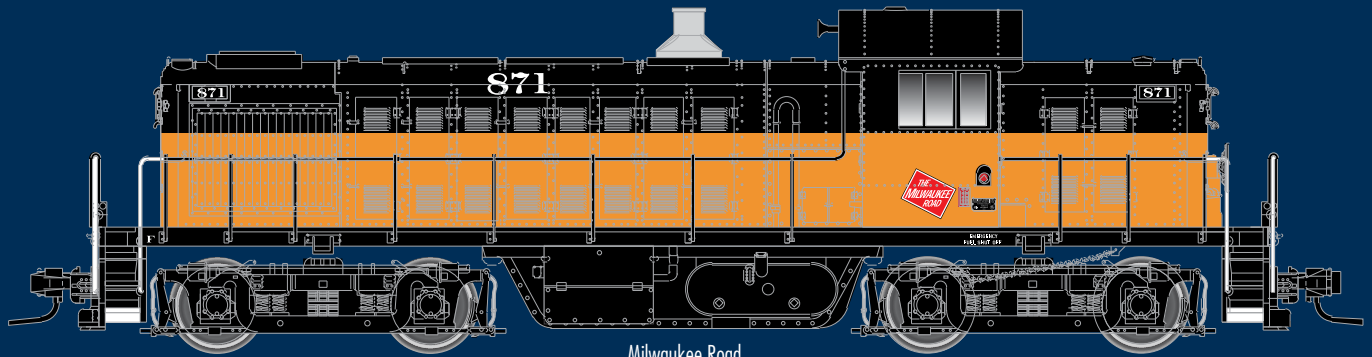
Sliding door box cars were basically the build standard prior to World War II. It wasn't until after the war that many railroads experimented with the use of plug doors, similar to those used on many refrigerator cars, on their box cars. The tight seal of the plug door, accompanied by insulated sides, ends, floor and roof panels, allowed these new box cars to carry perishables where temperature control was important but refrigeration wasn't necessary. This design, classified by the AAR (Association of American Railways) as "RB" or "RBL", meaning bunkerless refrigerator cars, gained popularity in the mid-1950s and the following decade saw over 3,000 similar cars built for a number of different owners.

FEATURES:

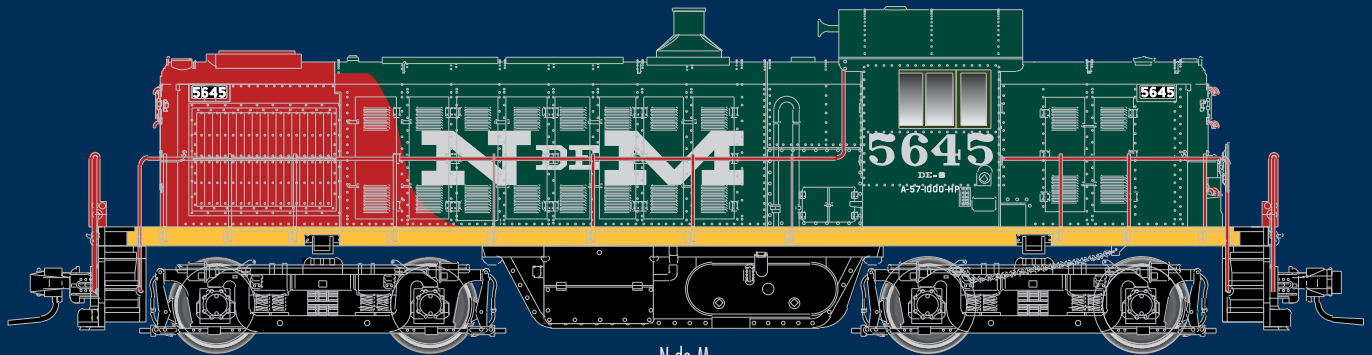
- Highly detailed, ready-to-run model with accurate painting and printing
- Late improved Dreadnaught ends
- Overhanging diagonal panel roof with or without roofwalk as per the prototype
- Straight-side sill body design
- 8/8 panel, riveted sides
- Highly detailed underframe
- Separately-applied ladders, grab irons and latch bars
- Blackened metal wheels
- AccuMate[®] couplers

NEW PAINT SCHEMES!

Road Name/Road Numbers	Item #
Undecorated	20 001 363
NEW PAINT SCHEMES	
Burlington Northern 745045, 745058, 745087	20 002 961-20 002 963
Burlington Route 79316, 79339, 79361	20 002 964-20 002 966
Rio Grande (Original) 60825, 60852, 60868	20 002 967-20 002 969
Rio Grande (Late) 60844, 60846, 60864	20 002 970-20 002 972
KO & G 30011, 30012, 30013	20 002 973-20 002 975
Pennsylvania Railroad 21012, 21223, 21299	20 002 976-20 002 978
Undecorated MSRP:	\$25.95
MSRP:	\$31.95



Milwaukee Road



N de M

3rd QUARTER 2014 ARRIVAL

HO
SCALE

HO CLASSIC RS-1 LOCOMOTIVE


www.atlasrr.com/HOLoco/hors1e.htm

To Order Online: <http://shop.atlasrr.com/c-547-h85.aspx>


The RS-1 was introduced by ALCO in March of 1941 with the delivery of the first of two units to the Rock Island. Combining the accessibility of a switching locomotive and the higher-speed tracking of a road unit, the RS-1 started a revolution in locomotive design that was soon embraced by all of the major diesel-electric builders. Despite ALCO's own introduction of higher horsepower roadswitchers, the 1,000 h.p. RS-1 had a production span of 19 years (1941-1960) with 623 units.

NEW PAINT
SCHEMES!


HO CLASSIC RS-1 LOCOMOTIVE



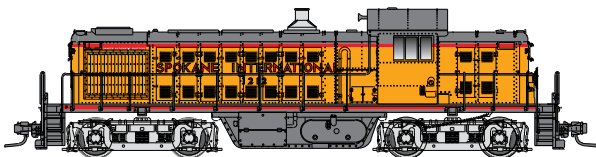
New Haven



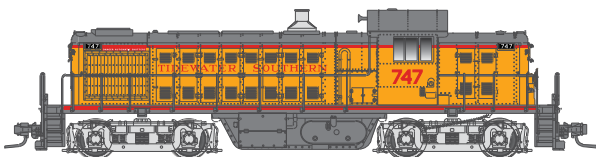
New York Central*



Soo Line



Spokane International



Tidewater Southern

FEATURES:

- Retooled die-cast metal chassis and fine scale handrails
- New! DCC/Sound version available with LokSound decoder
- Golden White LEDs
- Separately-applied wire grab irons, coupler cut bars, trainline hoses and lift rings
- Accurate painting and printing
- AccuMate® couplers
- Realistic die-cast mainframe
- Five-pole skewed armature motor with dual-flywheels for optimum performance at all speeds
- Directional lighting

DCC OPERATION FEATURES:

- Supports all DCC-programming modes
- Flexible mapping of function keys F0 to F28.
- A total of six DCC function outputs are available
- Follows all NMRA DCC standards and recommended practices.

ANALOG (DC) OPERATION FEATURES:

- The LokSound Select Dual-Mode decoder allows your Atlas Gold Series locomotive to be used on DC as well as on DCC layouts.
- Please note that the Atlas Quantum Engineer will NOT operate an Atlas Gold Series locomotive equipped with a LokSound Select decoder on an analog (DC) layout. However, the sound and lighting functions of the LokSound Select decoder in the Atlas Gold Series RS-1 locomotive can be controlled by an easy-to-use basic DCC system
- Also note that on a DC-powered layout, a DCC and sound equipped locomotive (such as the Atlas Gold Series RS-1) CANNOT be consisted with another locomotive that does not also have both DCC and sound. (This statement does NOT apply to DCC-equipped locomotives operating on a DCC layout.)

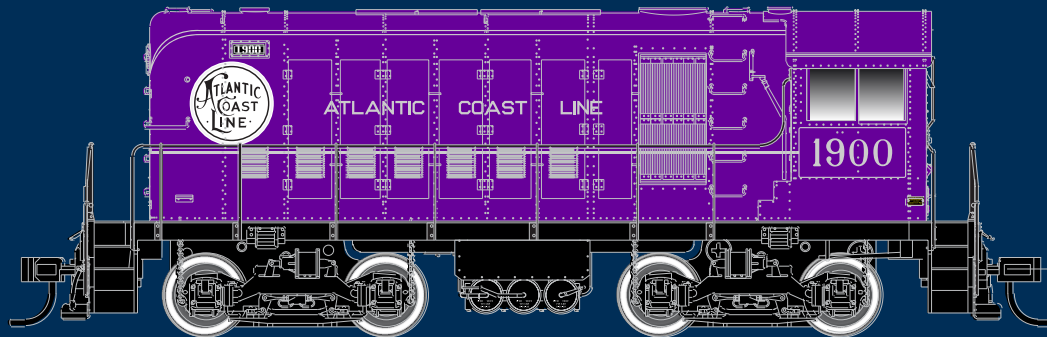
SOUND FUNCTIONALITY FEATURES:

- Over 20 sound effects are available, including engine start-up and shutdown, prime mover sounds through all eight notches, bell, air horn, air compressor, dynamic brakes and more.
- There are 16 user-selectable horns, 2 user-selectable bells, and 2 user-selectable synchronized brake squeals.
- Manual and Automatic Notching modes with the ability to change modes "on the fly" are provided for true realism.

Note: Undecorated version comes with both friction bearing and roller bearing truck sideframes

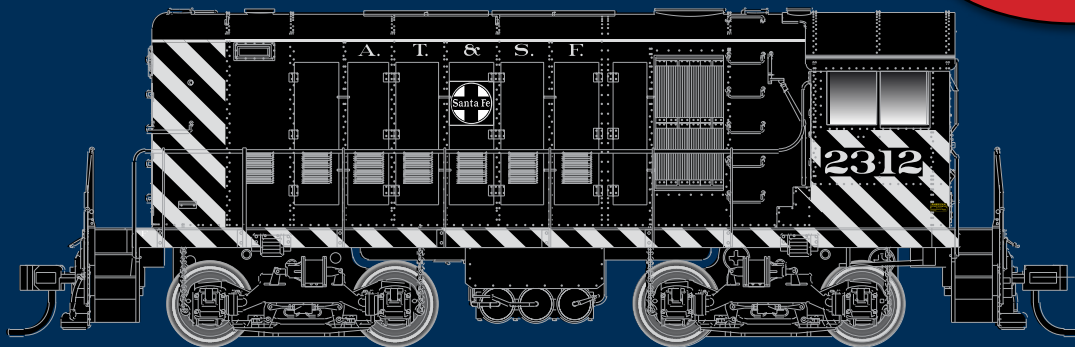
**CSX Licensed Product*

Road Name/Road Numbers	Silver Item #	Gold Item #
Undecorated	10 001 432	10 001 447
NEW PAINT SCHEMES		
Milwaukee Road 870, 871	10 001 433-10 001 434	10 001 448-10 001 449
N de M 5631, 5645	10 001 435-10 001 436	10 001 450-10 001 451
New Haven 0660, 0669	10 001 437-10 001 438	10 001 452-10 001 453
New York Central* 8100, 8102	10 001 439-10 001 440	10 001 454-10 001 455
Soo Line 100, 105	10 001 441-10 001 442	10 001 456-10 001 457
Spokane International 1216, 1218	10 001 443-10 001 444	10 001 458-10 001 459
Tidewater Southern 746, 747	10 001 445-10 001 446	10 001 460-10 001 461
MSRP:	\$149.95	\$259.95



Atlantic Coast Line*

**NEW PAINT
SCHEMES!**



Santa Fe +

**HO
SCALE**

3rd QUARTER 2014 ARRIVAL

HO MASTER HH600/660 LOCOMOTIVE

www.atlasrr.com/HOLoco/hohh600c.htm

To Order Online: <http://shop.atlasrr.com/c-429-h142.aspx>

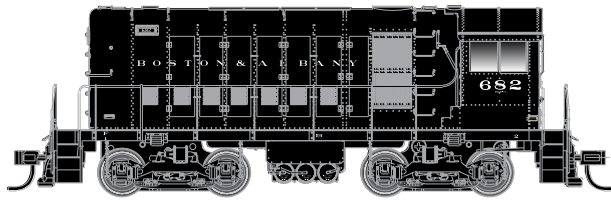
Between 1931 and 1940 ALCO built 177 high hood (HH) switching locomotives of various horsepower ratings and body styles. The "HH" models were forerunners to the popular S-series of switchers which featured lower hoods. ALCO's high hood switchers were in production long before similar models from competitors EMC/EMD (1935) and Baldwin (1937). Interestingly, the "HH" model designation is a term coined by rail historians to describe what ALCO documentation had simply referred to as 600-hp or 660-hp switchers. In later years ALCO had referred to these early units as "high hood switchers" so this designation is appropriate.

Of the 177 high hood switchers built, 104 were HH600s, 18 were HH660s, 21 were HH900s and 34 were HH1000s. Some of the largest users of these models included New Haven, Lackawanna and New York Central. Various physical changes occurred during the 19 years these locomotives were in production. The biggest change occurred in 1934 when ALCO hired industrial designer Otto Kuhler to improve the appearance of their very boxy, utilitarian switchers. The post-1937 production units we are now offering feature many of his suggested improvements.

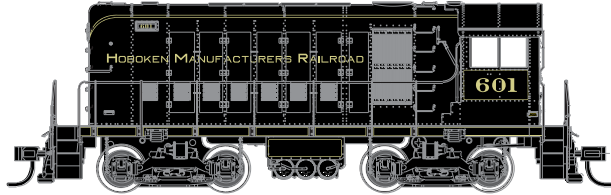
There are a few unique aspects to several paint schemes offered on this production run:

- Atlantic Coast Line 1900 was actually a demonstrator provided by ALCO in full ACL paint. The unit operated for several months on the ACL in late 1939 and was given the nickname "Lulu Belle" by crews. It was returned to ALCO in January 1940. By February 1940 it had been resold to the Lehigh Valley as their number 116.
- Boston & Albany's HH600s were the only diesels ever lettered for the B&A.
- There are similarities in striping and other visual features of the Hoboken Manufacturers, Louisville & Nashville, Minneapolis & St. Louis and Tennessee Central paint schemes. These schemes were designed by ALCO at a time when many railroads did not yet roster freight diesel locomotives and had no official "paint scheme" on record.


HO MASTER HH600/660 LOCOMOTIVE



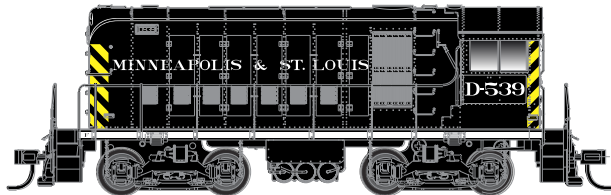
Boston & Albany




Hoboken Manufacturers



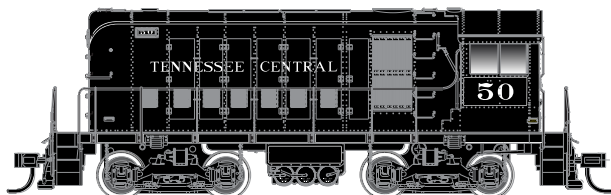
Louisville & Nashville*



Minneapolis & St. Louis



Southern Pacific



Tennessee Central

FEATURES:

- Early Blunt truck with separate brake cylinders, molded coil spring detail (optional) and metal truck chains
- Separately-applied metal grab irons and lift rings
- Separately-applied fine scale handrails and stanchions, coupler cut lever and piping
- Directional lighting with golden-white LEDs
- Five-pole skewed armature motor with dual flywheels for optimum performance at all speeds

ATLAS MASTER™ SERIES SILVER ADDITIONAL FEATURES:

- NMRA 8-pin plug for DCC (Decoder-ready)

ATLAS MASTER™ SERIES GOLD ADDITIONAL FEATURES:

- Electronic Dual-Mode® Decoder (e-DMD) that allows your locomotive to run in DCC or traditional DC

QSI® TITAN SOUND DECODER FEATURES INCLUDING:

(Atlas Master® Series Gold locomotives only)

- NEW QSI Titan Sound Technology
- 2nd Generation, proprietary sound processor for an increase in sound quality and variety
- Ability to cut, paste and upgrade to new sounds with the Quantum Programmer (sold separately)
- 64 simultaneous sound channels

For more information, please see: <http://www.qsisolutions.com/products/q-revolution.html>

Note: Due to the higher starting voltage required to operate the sound system, it is not possible to MU a non-sound-equipped loco in DC (analog) mode

+ paint scheme accurate for a similar HH1000 locomotive model

*CSX Licensed Product

Road Name/Road Numbers	Silver Item #	Gold Item #
Undecorated	10 000 421	10 000 793
NEW PAINT SCHEMES		
Atlantic Coast Line* 1900	10 001 579	10 001 590
Boston & Albany 682, 684	10 001 580-10 001 581	10 001 591-10 001 592
Hoboken Manufacturers 601	10 001 582	10 001 593
Louisville & Nashville* 10	10 001 583	10 001 594
Minneapolis & St. Louis D-939	10 001 584	10 001 595
Santa Fe + 2312, 2320	10 001 585-10 001 586	10 001 596-10 001 597
Southern Pacific 1002, 1003	10 001 587-10 001 588	10 001 598-10 001 599
Tennessee Central 50	10 001 589	10 001 600
MSRP:	\$149.95	\$259.95



Southern Pacific



Genesee Valley

4th QUARTER 2014 ARRIVALHO
SCALE

HO TRAINMAN® RS-32/36 LOCOMOTIVE

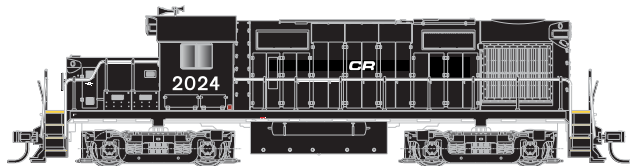
www.atlastrainman.com/HOLoco/tmhors32.htm

To Order Online: <http://shop.atlasrr.com/c-407-h119.aspx>


Designated as a "DL721" by ALCO, the 2,000hp RS32 was intended to compete with EMD's GP20 and GE's U25B locomotives. Only 35 units were produced, with 25 units ordered by New York Central in 1961 and 10 units by Southern Pacific in 1962. Designated as a "DL701" by ALCO, the 1,800hp RS36 was only slightly more successful than the RS32, with a total of 40 units produced between 1961 and 1963. Given their very low production numbers, it is interesting to note that a handful of RS32 and RS36 locomotives can still be found in service today on a few US shortlines and tourist railroads.

**NEW PAINT
SCHEMES &
ROAD NUMBERS!**

HO TRAINMAN® RS-32/36 LOCOMOTIVE



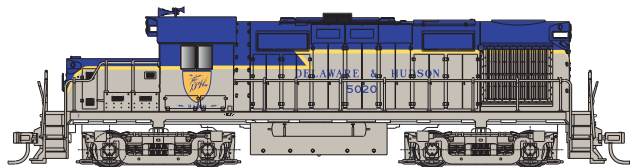
Conrail



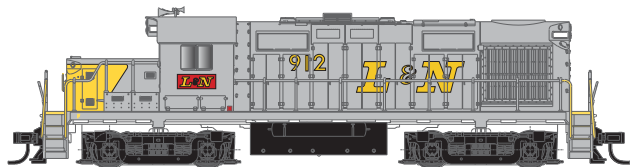
Apache Railway



Lehigh Valley **



Delaware & Hudson



Louisville & Nashville*

FEATURES:

- The Atlas Trainman® low nose RS32 / RS36 model uses the same smooth-running drive as our Atlas Classic RS11 locomotive.
- All road names feature dynamic brakes with the exception of Genesee Valley, Conrail and Louisville & Nashville.
- NMRA 8-pin plug for DCC
- True scale dimensions with accurate details
- Separately applied hand rails and end railings
- Locating dimples for grab irons
- Directional lighting
- Realistic die-cast underframes
- Equipped with AccuMate® Couplers


*CSX Licensed Product

**Paint scheme is accurate for a low nose RS11 locomotive, as represented by this RS36 model

Road Name/Road Numbers	Item #
HO RS32 LOCOMOTIVES	
Undecorated w/o DB	10 001 502
Undecorated w/ DB	10 001 503
NEW PAINT SCHEME - LIMITED EDITION	
Genesee Valley 2035	10 001 506
NEW PAINT SCHEME	
Conrail 2024, 2031	10 001 507-10 001 508
NEW ROAD NUMBERS	
Southern Pacific 4001, 4008	10 001 509-10 001 510
HO RS36 LOCOMOTIVES	
Undecorated w/ DB	10 001 504
Undecorated w/o DB	10 001 505
NEW PAINT SCHEMES	
Apache Railway 800, 900	10 001 511-10 001 512
Delaware & Hudson 5016, 5020	10 001 513-10 001 514
Lehigh Valley ** 401, 403	10 001 515-10 001 516
Louisville & Nashville* 910, 912	10 001 517-10 001 518
Undecorated MSRP:	\$119.95
MSRP:	\$129.95
Limited Edition MSRP:	\$139.95




Golden West (INTX)




Solvay (Original)



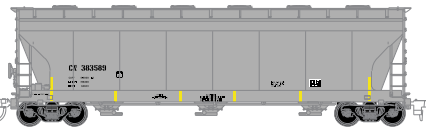
Solvay (Transitech Repaint)



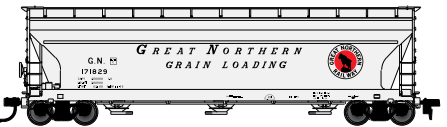
Union Pacific Building America



Western Pacific (Union Pacific)



Canadian National



Great Northern

3rd QUARTER 2014 ARRIVAL



HO MASTER 4650 CENTERFLOW COVERED HOPPER

www.atlasrr.com/HOFreight/ho4650c.htm

To Order Online: <http://shop.atlasrr.com/c-511-h67.aspx>

Produced by ACF in the 1960s and again in the 1970s, this freight car was used to haul grain, kaolin clay, salt, sugar and other commodities.

FEATURES:

- Etched metal roof walks
- Detailed brake gear
- Blackened metal wheels
- Accurate painting and printing
- 100-ton roller-bearing trucks and body mounted AccuMate couplers with screw-attached coupler pockets.

Undecorated models include 3 hatch arrangements and 2 different outlets.




Road Name/Road Numbers	Item #
ACF 4650 CENTERFLOW HOPPER - LATE (POST 1971)	
Undecorated Post 1971	1450
NEW PAINT SCHEMES	
Golden West (INTX) 74114, 74137, 74167, 74319	20 002 849-20 002 852
Solvay (Original) 1081, 1227	20 002 853-20 002 854
Solvay (Transitech Repaint) 738, 776	20 002 855-20 002 856
Union Pacific Building America 70125, 70135, 70172, 70175	20 002 857-20 002 860
Western Pacific (Union Pacific) 11827, 11830, 11832, 11850	20 002 861-20 002 864
ACF 4650 CENTERFLOW HOPPER - EARLY (PRE-1971)	
Undecorated Post 1971	1400
NEW PAINT SCHEMES	
Canadian National 385573	20 001 419
Canadian National 385589	20 001 420
Canadian National 385593	20 001 421
Great Northern (Original) 171700, 171728, 171829, 171999	20 002 865-20 002 868
Undecorated MSRP:	\$31.95
MSRP:	\$37.95



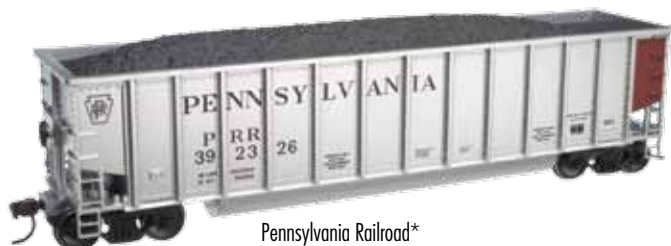
BNSF



CIT Group**



Penn Central*



Pennsylvania Railroad*



Somerset Railroad

HO SCALE

3rd QUARTER 2014 ARRIVAL

HO TRAINMAN® ALUMINUM COAL GONDOLA W/ LOAD

www.atlastrainman.com/HOFreight/tmhoalumcoalgon.htm
 To Order Online: <http://shop.atlasrr.com/c-435-h148.aspx>

Transporting coal on the railways has been around as long as the railways. Two major types of cars emerged for hauling coal; hoppers and gondolas. The earlier cars were made of wood, then steel, and later aluminum. The lighter weight of aluminum allows greater lading and cubic foot capacities ideal for bulk minerals transport. By the 1980s, both coal hoppers and coal gondolas were using aluminum bodies in their construction.

The Trainman® aluminum coal gondola model represents a typical Association of American Railroads car type code J311, a gondola car with a load limit greater than 185,000 lbs, depressed bottom, and 36' to 48' interior length. Typical of these cars is the rotary coupler usually signified by a contrasting colour on one or, both ends. The Trainman model has thirteen side stakes and a double tub bottom. Gross Rail Loading is rated at 286,000 lbs.

NEW PAINT SCHEMES!

FEATURES:

- True scale dimensions with accurate details
- Weighted underframes
- Equipped with AccuMate® Knuckle Couplers.
- Trucks equipped with free-rolling wheels
- Accurate painting and lettering

* Fantasy paint schemes

** Free running cars - can be mixed with railroad and other private owner cars

Road Name/Road Numbers	Item #
Undecorated	20 000 486
NEW PAINT SCHEMES	
BNSF 668021, 668082, 668166, 668288	20 002 796-20 002 799
CIT Group** 43626, 43673, 43724, 43732	20 002 800-20 002 803
Penn Central* 682100, 682147, 682242, 682497	20 002 804-20 002 807
Pennsylvania Railroad* 392058, 392326, 392557, 392958	20 002 808-20 002 811
Somerset Railroad 633, 701, 763, 831	20 002 812-20 002 815
Undecorated MSRP:	\$19.95
MSRP:	\$24.95



British Columbia Railway



Canadian National



Grand Trunk Western

4th QUARTER 2014 ARRIVAL

HO SCALE

HO MASTER NSC 50' PLUG DOOR BOX CAR

www.atlasrr.com/HOFreight/honsc50pdbc1.htm

To Order Online: <http://shop.atlasrr.com/c-1329-h187.aspx>

Due to unprecedented demand, the original road names and numbers from the January 2014 All Scales Monthly catalog were offered a second time. Two additional road numbers were offered per road name.

From 1975 to 1980 National Steel Car built over one-thousand 50'6" single-plug door box cars. Most of the 100-ton cars went to Canadian railroads primarily for paper service. Two hundred 70-ton cars went into food service for the Grand Trunk Western. The models have a number of variations corresponding to the prototype.

FEATURES:

- Bodies: 5111 or 5277 cubic foot styles
- Ends: Nine or ten corrugations
- Doors: 9ft or 10ft plug doors
- Side Sills: Deep or shallow sills
- Corner Posts: A special limited run of the Grand Trunk Western cars without the corner posts will be available.
- Trucks: 70- or 100-ton
- Suggested minimum radius of 22"

NEW ROAD NUMBERS!

Road Name/Road Numbers

Item #

HO NSC 50' PLUG DOOR BOX CAR

NSC 5277 PD Box Car Undecorated	20 002 671
NSC 5182 PD Box Car Undecorated	20 002 672

NSC 5277 PD BOX CAR - 2ND RUN OF ORIGINAL ROAD NAMES/NUMBERS

British Columbia Railway 851011, 851014, 851019, 851021	20 002 673-20 002 676
Canadian National 1980 413020, 413023, 413025, 413154	20 002 677-20 002 680

NSC 5277 PD BOX CAR - NEW ROAD NUMBERS

British Columbia Railway 851001, 851015	20 002 899-20 002 900
Canadian National 1980 413105, 413133	20 002 901-20 002 902

NSC 5182 PD BOX CAR - 2ND RUN OF ORIGINAL ROAD NAMES/NUMBERS

Grand Trunk Western 598031, 598069, 598087, 598179	20 002 681-20 002 684
--	-----------------------

NEW ROAD NUMBERS

Grand Trunk Western 598000, 598053	20 002 903-20 002 904
------------------------------------	-----------------------

Undecorated MSRP: \$31.95
MSRP: \$36.95



Allied Waste



East Carbon-DSEX



USA Waste

**HO
SCALE**

4th QUARTER 2014 ARRIVAL

HO TRAINMAN® PLUS 85' TRASH FLAT

www.atlastrainman.com/HOfreight/tmho85flatcar.htm
 To Order Online: <http://shop.atlasrr.com/c-445-h160.aspx>

An increased use of shipping containers during the 1970s led to new designs of railway cars for carrying them. The standard cars used at the time were full plate-deck 85' and 89' flat cars with 70-ton trucks. However, each 20-foot international shipping container of the era could gross some 25 tons – thus a flat car carrying four at maximum gross would be 100 tons. In an effort to address this weight issue, new flat cars with open decks and 100 ton trucks were placed in service and eventually used for a new railroad commodity – trash containers.

Atlas' new 85' model follows the open-deck flat design commonly seen in trash trains around the United States. The model also follows the prototypes used in international container service.

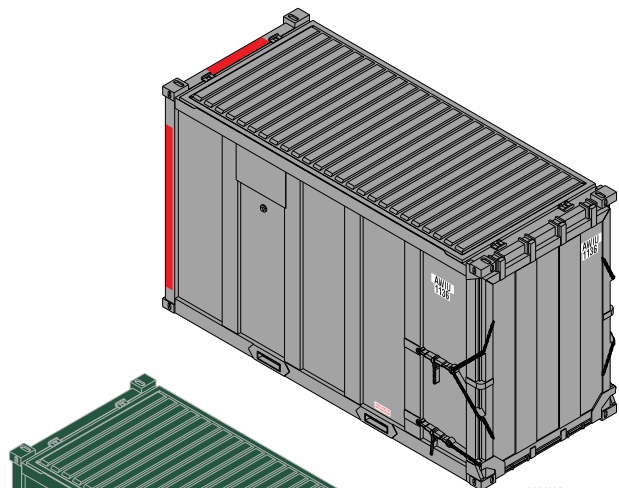
Perfect for use with Atlas' 20' MSW Trash Containers – See Page 39 of this catalog!

FEATURES:

- Open deck design
- Container pedestals
- True scale dimensions with accurate details
- Weighted, detailed underframes
- 100-ton trucks equipped with free-rolling wheels
- Accurate painting and printing

**NEW ROAD
NUMBERS!**

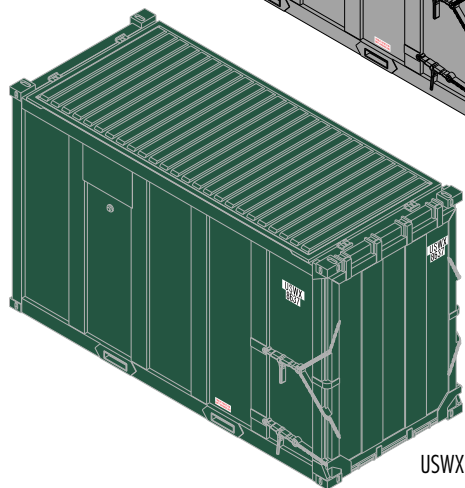
Road Name/Road Numbers	Item #
Undecorated	20 000 830
NEW ROAD NUMBERS	
Allied Waste 20195, 20202, 20477	20 002 772-20 002 774
East Carbon-DSEX 7114, 7122, 7136	20 002 775-20 002 777
USA Waste 20269, 20294, 20342	20 002 778-20 002 780
Undecorated MSRP:	\$26.95
MSRP:	\$32.95



AWIU



DSEU



USWX



DSWU

4th QUARTER 2014 ARRIVAL



HO TRAINMAN® 20' HIGH CUBE TRASH CONTAINERS

www.atlstrainman.com/HO Freight/tmhotrashcontainer.htm

To Order Online: <http://shop.atlasrr.com/c-438-h151.aspx>

In the past decade there has been a significant increase in moving municipal solid waste (MSW) on railroads. One of the vehicles commonly seen in this service is the 20' MSW container.

The more commonly seen ISO 20' intermodal containers are used for transporting new-products from country-to-country. The 20' MSW intermodal container differs greatly from its ISO 20' relative by being much taller and having a top lid. The 20' MSW containers are 12 foot tall (compared to 8.5' tall on the ISO 20's).

20' MSW containers usually travel in large blocks or solid trains on 80- and 89-foot flat cars. There have been no reported cases of double stacking as this would probably exceed most railroad height restrictions.

The MSW container design is based on a steel frame incorporating ISO components for interchangeability. Each container is equipped with fork lift pockets for loading, unloading and moving around transfer facilities. Each container is also equipped with a fire port on one side.

*A perfect fit for Atlas' Trainman Plus HO 85' Trash Flat Car
See Page 38 of this catalog!*

FEATURES:

- Prototypical paint schemes
- Simulated forklift pockets
- Detailed chain securement
- Fire port on one side

Each set contains 4 assorted road numbers.



Road Name/Road Numbers

Item #

NEW ROAD NUMBERS

AWIU Set #5 (Red Stripe)	20 002 746
AWIU Set #6 (Red Stripe)	20 002 747
DSEU Set #5	20 002 748
DSEU Set #6	20 002 749
USWX Set #5	20 002 750
USWX Set #6	20 002 751

NEW PAINT SCHEMES


DSWU Set #1	20 002 752
DSWU Set #2	20 002 753

MSRP:


\$22.95



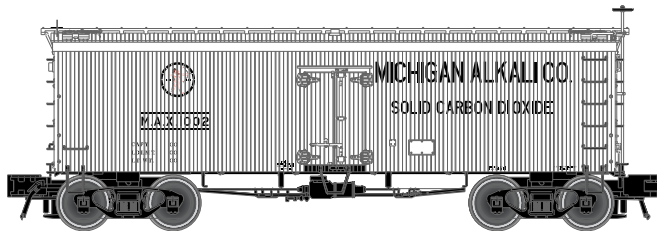
C.F. Vissman & Co.



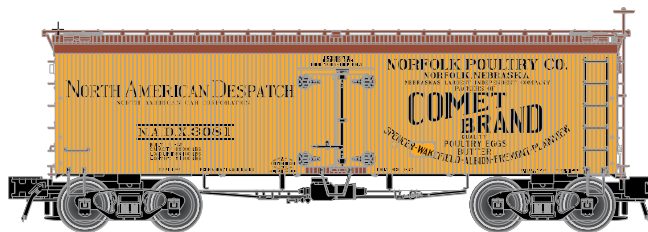
Frigicar




Klinck Packing Company



Michigan Alkali Company



Norfolk Poultry Company



Schott Brewing Company

HO SCALE

4th QUARTER 2014 ARRIVAL

HO MASTER 36' WOOD REEFER

www.atlasrr.com/HOFreight/ho36woodreefer8.htm

To Order Online: <http://shop.atlasrr.com/c-559-h96.aspx>

The 36' reefer is a highly detailed model of the car that was a mainstay in the meatpacking industry during the steam era. Based upon cars built by the General American Car Company for the Cudahy Packing Co. in 1925, the 36' wood reefer is representative of the thousands of cars that transported meat, dairy, beer and food products well into the 1960s.


FEATURES:

- Accurate painting and lettering
- Separately-applied grab irons, ladders and stirrups
- Two different hatch styles - road name specific
- Truss rods appropriate per road name
- Separately-applied door hardware
- Opening hatches and doors
- Die-cast chassis
- Detailed braking system
- 40-ton Bettendorf-style trucks
- AccuMate® couplers

NEW PAINT SCHEMES!

Road Name/Road Numbers	Item #
Undecorated body style 1	20 001 678
Undecorated body style 2	20 001 679
Undecorated w/ Truss Rods	20 001 680
NEW PAINT SCHEMES	
C.F. Vissman & Co. 45060, 45065	20 002 701-20 002 702
Frigicar 3000, 3004	20 002 703-20 002 704
Klinck Packing Company 8025, 8026	20 002 705-20 002 706
Michigan Alkali Company 1001, 1002	20 002 707-20 002 708
Norfolk Poultry Company 3080, 3081	20 002 709-20 002 710
Schott Brewing Company 9905, 9909	20 002 711-20 002 712

Undecorated MSRP: \$29.95
MSRP: \$43.95



4th QUARTER 2014 ARRIVAL

**HO
SCALE**

HO MASTER THRALL 53' ARTICULATED WELL CAR

www.atlasrr.com/HOFreight/ho53wellcar1.htm

To Order Online: <http://shop.atlasrr.com/c-448-h163.aspx>

When the domestic intermodal container market settled out in the late 90's, the 53' long container emerged the winner. Car builders responded with new wells of like size to accommodate the new standard. Introduced in series service in early 2000, Thrall's triple 53' articulated well car was certainly the best looking of the 53' wells. Angular wheel cut-outs, three flared-bottom wide and eight narrow side posts give this intermodal age well car character.

FEATURES:

- Each car consists of three wells--A, B & C.
- Walkway variants specific to prototype
- Etched metal detailing
- Detailed air reservoirs
- Detailed brake valves
- Sharp hand grabs and stirrups
- Runs on 18" radius
- Recommended for 22" radius
- Floor pin holes for Atlas and other brands of containers

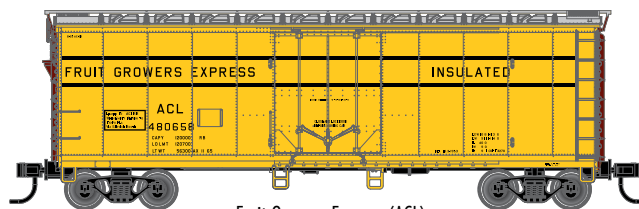
(Models shown from previous run)

**NEW ROAD
NUMBERS!**

Road Name/Road Numbers	Item #
Undecorated	20 001 266
NEW ROAD NUMBERS	
Pacer Stack Train 5300	20 002 837
Pacer Stack Train 5315	20 002 838
Pacer Stack Train 5329	20 002 839
Pacer Stack Train 5343	20 002 840
Pacer Stack Train 5370	20 002 841
Pacer Stack Train 5400	20 002 842
TTX 728431	20 002 843
TTX 728523	20 002 844
TTX 728605	20 002 845
TTX 728691	20 002 846
TTX 728728	20 002 847
TTX 728740	20 002 848
Undecorated MSRP:	\$89.95
MSRP:	\$109.95



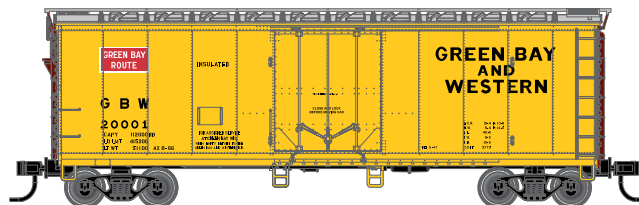
Fruit Growers Express (RBNX)



Fruit Growers Express (ACL)



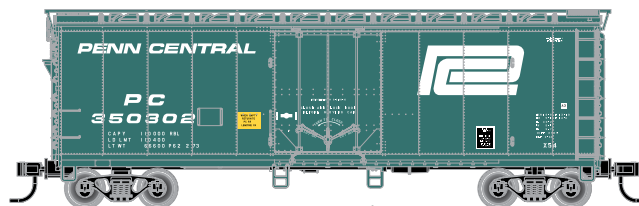
Great Northern - RBNX (late)



Green Bay & Western



Mountain Pine Lumber



Penn Central



4th QUARTER 2014 ARRIVAL

HO TRAINMAN® 40' PLUG DOOR BOX CAR

www.atlastrainman.com/HOFreight/tmho40plugdoorbc.htm
 To Order Online: <http://shop.atlasrr.com/c-458-h174.aspx>

This Atlas Trainman® model is based upon the typical RBL class of insulated box cars that were used to carry canned goods that required protection from extremes of temperature, but not refrigeration. These cars had neither ice bunkers nor cooling units.

Plug-style doors were normally used to ensure a tight seal in the insulation. Designed for transport of both perishables and large loads, plug doors allowed box cars to be sealed from outside dust and dirt. These Atlas Trainman® units are painstakingly designed to provide many hours of optimum, smooth performance and hours of modeling enjoyment.

FEATURES:

- Prototypical painting and lettering
- AccuMate® couplers
- Roller-bearing or friction-bearing trucks where appropriate
- And more!

NEW PAINT SCHEMES & ROAD NUMBERS!

Road Name/Road Numbers	Item #
Undecorated	20 001 611
NEW ROAD NUMBERS	
Fruit Growers Express (RBNX) 80533, 80555, 80726	20 002 728-20 002 730
NEW PAINT SCHEMES	
Fruit Growers Express (ACL) 480644, 480658, 480660	20 002 731-20 002 733
Great Northern - RBNX (late) 60031, 60128, 60144	20 002 734-20 002 736
Green Bay & Western 20001, 20009, 20015	20 002 737-20 002 739
Mountain Pine Lumber 22201, 2220, 2229	20 002 740-20 002 742
Penn Central 350133, 350295, 350302	20 002 743- 20 002 745

Undecorated MSRP: \$18.95
MSRP: \$23.95

ATLAS TRACK

HO TRACK & ACCESSORIES LISTING

• PRICES SUBJECT TO CHANGE WITHOUT NOTICE •

ITEM#	DESCRIPTION	MSRP/ UNIT
HO & N GAUGE LAYOUT BOOKS		
0104	Atlas All Scales Track Catalog	\$2.00
0004	Atlas Fantastic Layouts Booklet	\$1.95
0006	Intro to N Scale Model Railroading	\$7.95
0007	Nine N Scale Railroads	\$8.95
0009	Beginners Guide to HO Model Railroading	\$7.95
0011	HO Layouts for Every Space	\$8.95
0012	The Complete Atlas Wiring Book	\$8.95
0013	Seven Step by Step HO Railroads	\$8.95
0014	HO King Size Plan Book	\$13.95
0015	Blueprints for Ten HO True Track Layouts	\$4.95
0360	N Scale Track Planning Templates	\$4.50
0361	HO Scale Track Planning Templates	\$5.95
70 000 018	Railborne Trash and Waste Containers of NJ	\$19.95
HO & N SCALE ELECTRICAL COMPONENTS & ACCESSORIES		
0056	Switch Control Box	\$5.50
0057	Deluxe Switch Control Box	\$14.25
0200	Snap Relay	\$14.25
0201	#3 Spade Connectors (24 pcs.)	\$5.95
0205	Connector	\$10.95
0210	Twin	\$10.95
0215	Selector	\$10.95
0220	Controller	\$11.55
0309	Atlas Universal Power Pack	\$44.95
0312	5 Conductor Ribbon Wire (50 ft.)	\$26.50
0315	Black Wire (Stranded; #20 AWG;50' Spool)	\$9.95
0316	Red Wire (Stranded; #20 AWG;50' Spool)	\$9.95
0317	Green Wire (Stranded; #20 AWG;50' Spool)	\$9.95
0318	Yellow Wire (Stranded; #20 AWG;50' Spool)	\$9.95
0319	Lt. Blue Wire (Stranded; #20 AWG;50' Spool)	\$9.95
HO & N SCALE TRACK ACCESSORIES & LUBRICANTS		
0190	Atlas Gear Lubricant (1/2 oz.)	\$11.95
0191	Atlas Heavy-Duty Motor Bearing Lubricant (1 oz.)	\$15.50
0192	Atlas Conducta Lube Cleaner (1 oz.)	\$15.50
0193	Loco & Track Maintenance 3-Pack (Contains one each of 190, 191, 192)	\$38.50
0194	Track Cleaning Fluid (1 oz.)	\$10.95
0400	Super Saw	\$4.75
2540	Track Nails (2 oz. unit pack)	\$5.50
HO GAUGE CODE 100 TRACK - BLACK TIES, NICKEL SILVER RAIL		
0055	Plastic (Insulating) Rail Joiners (24 pcs./blister)	\$2.25
0088	Snap-Track® Starter Set	\$49.95
0150	9" Straight Snap-Track® - Bulk - 1 pc.	\$1.40
0151	15" Radius Snap-Track® - Bulk - 1 pc.	\$1.40
0152	18" Radius Snap-Track® - Bulk - 1 pc.	\$1.40
0153	22" Radius Snap-Track® - Bulk - 1 pc.	\$1.40
0155	Rerailer - Bulk - 1 pc.	\$2.50
0168	Super-Flex® Track - 3' Section	\$5.50
0170	HO Universal 100/83 Rail Joiners N/S (48 pcs./blister)	\$3.50

ITEM#	DESCRIPTION	MSRP/ UNIT
HO GAUGE CODE 100 TRACK - BLACK TIES, NICKEL SILVER RAIL		
0171	19° Custom-Line® Crossing	\$11.50
0172	25° Custom-Line® Crossing	\$11.50
0173	30° Custom-Line® Crossing	\$11.50
0174	45° Custom-Line® Crossing	\$11.50
0175	60° Custom-Line® Crossing	\$11.50
0176	90° Custom-Line® Crossing	\$11.50
0177	12½° Custom-Line® Crossing	\$12.25
0178	Super-Flex® Track 5-Pack	\$28.50
0280	Mark IV Wye Turnout	\$17.95
0281	Mark IV #4 Turnout - Left	\$17.95
0282	Mark IV #4 Turnout - Right	\$17.95
0283	Mark IV #6 Turnout - Left	\$17.95
0284	Mark IV #6 Turnout - Right	\$17.95
0285	Mark IV #8 Turnout - Left	\$21.95
0286	Mark IV #8 Turnout - Right	\$21.95
0821	9" Straight Snap-Track® (6 pcs.)	\$8.25
0822	6" Straight Snap-Track® (4 pcs.)	\$4.50
0823	3" Straight Snap-Track® (4 pcs.)	\$4.50
0825	1½" Straight Snap-Track® (4 pcs.)	\$4.50
0831	15" Radius Snap-Track® (6 pcs.)	\$8.25
0832	½ 15" Radius Snap-Track® (4 pcs.)	\$4.50
0833	18" Radius Snap-Track® (6 pcs.)	\$8.25
0834	¼ 18" Radius Snap-Track® (4 pcs.)	\$4.50
0835	½ 18" Radius Snap-Track® (4 pcs.)	\$4.50
0836	22" Radius Snap-Track® (6 pcs.)	\$8.25
0837	24" Radius Snap-Track® (6 pcs.)	\$8.50
0839	30° Snap Crossing	\$11.75
M0840	Straight Terminal Snap-Track® (1 pc.)	\$5.75
M0842	Terminal Joiners - Nickel Silver (1 pr./blister)	\$3.95
M0843	Bumpers (2 pcs.)	\$4.50
M0844	Rerailer (3 pcs.)	\$9.00
M0845	18" Radius Terminal Snap-Track® (1 pc.)	\$5.75
0847	Straight Snap-Track® Assortment	\$5.75
0850	Remote Snap-Switch® - Left	\$23.25
0851	Remote Snap-Switch® - Right	\$23.25
0860	Manual Snap-Switch® - Left	\$15.50
0861	Manual Snap-Switch® - Right	\$15.50
HO SCALE SWITCH MACHINES FOR CODE 100 TRACK		
0052	Remote Switch Machine - Left	\$11.95
0053	Remote Switch Machine - Right	\$11.95
0062	Manual Switch Machine - Left	\$3.50
0063	Manual Switch Machine - Right	\$3.50
0065	Under Table Switch Machine	\$10.95
0066	Deluxe Under Table Switch Machine (Powers, frog, etc.)	\$21.95
HO GAUGE CODE 83 TRACK - BROWN TIES, NICKEL SILVER RAIL		
0500	Super-Flex® Track - 3' Section	\$6.75
0502	Super-Flex® Track w/ Concrete Ties - 3' Section	\$6.75
0505	#6 Turnout - Left	\$21.95

ATLAS TRACK

HO TRACK & ACCESSORIES LISTING

• PRICES SUBJECT TO CHANGE WITHOUT NOTICE •

ITEM#	DESCRIPTION	MSRP/ UNIT
HO GAUGE CODE 83 TRACK - BROWN TIES, NICKEL SILVER RAIL		
0506	#6 Turnout - Right	\$21.95
0510	9" Straight Snap-Track® - Bulk - 1 pc.	\$1.40
0511	15" Radius Snap-Track® - Bulk - 1 pc.	\$1.40
0512	18" Radius Snap-Track® - Bulk - 1 pc.	\$1.40
0513	22" Radius Snap-Track® - Bulk - 1 pc.	\$1.40
0518	Bumpers (4 pcs.)	\$5.25
0519	Rerailer (3 pcs.)	\$8.50
0520	9" Straight Snap-Track® Section (6 pcs.)	\$8.25
M0521	6" Straight Snap-Track® Section (4 pcs.)	\$4.50
M0522	3" Straight Snap-Track® Section (4 pcs.)	\$4.50
M0523	1½" Straight Snap-Track® Section (4 pcs.)	\$4.50
0524	Snap-Track® Straight Track Assortment	\$5.75
0525	2" Straight Snap-Track® Section (4 pcs.)	\$4.50
0530	15" Radius Snap-Track® (6 pcs.)	\$8.25
M0531	½ 15" Radius Snap-Track® (4 pcs.)	\$4.50
0532	18" Radius Snap-Track® (6 pcs.)	\$8.25
M0533	½ 18" Radius Snap-Track® (4 pcs.)	\$4.50
0534	⅓ 18" Radius Snap-Track® (4 pcs.)	\$4.50
0535	22" Radius Snap-Track® (6 pcs.)	\$8.25
0536	24" Radius Snap-Track® (6 pcs.)	\$8.25
0537	⅓ 22" Radius Snap-Track® (4 pcs.)	\$4.50
0540	Remote Snap-Switch® - Left	\$23.95
0541	Remote Snap-Switch® - Right	\$23.95
0542	Manual Snap-Switch® - Left	\$15.95
0543	Manual Snap-Switch® - Right	\$15.95
0544	Manual 22" Radius Snap-Switch® - Left	\$16.50
0545	Manual 22" Radius Snap-Switch® - Right	\$16.50
0546	Remote 22" Radius Snap-Switch® - Left	\$24.95
0547	Remote 22" Radius Snap-Switch® - Right	\$24.95
0551	Transition Joiner (Connects Code 83 to Code 100) (12 pcs./blister)	\$3.95
0552	Plastic (Insulating) Joiners (24 pcs./blister)	\$2.25
0553	Terminal Joiners - Nickel Silver (1 pr./blister)	\$4.50
0554	Terminal Track	\$6.25
0560	Wye Turnout	\$19.95
0561	#4 Custom-Line® Turnout - Left	\$19.95
0562	#4 Custom-Line® Turnout - Right	\$19.95
0563	#6 Custom-Line® Turnout - Left	\$19.95
0564	#6 Custom-Line® Turnout - Right	\$19.95
0565	#8 Custom-Line® Mark IV Turnout - Left	\$20.95
0566	#8 Custom-Line® Mark IV Turnout - Right	\$20.95
M0571	12½° Crossing	\$12.25
M0572	19° Crossing	\$11.50
M0573	25° Crossing	\$11.50
0574	30° Crossing	\$12.95
0575	45° Crossing	\$11.50
M0576	60° Crossing	\$11.50
0577	90° Crossing	\$11.50
0578	River Pass Track Pack	\$104.95

ITEM#	DESCRIPTION	MSRP/ UNIT		
HO GAUGE CODE 83 TRACK - BROWN TIES, NICKEL SILVER RAIL				
0588	Snap-Track® Starter Set	\$54.95		
0589	HO Grand Valley Track Pack	\$119.95		
0598	Flex-Track End Ties (Brown)	\$3.50		
0599	Code 83 Concrete End Ties	\$3.50		
HO SCALE SWITCH MACHINES FOR CODE 83 & TRUE-TRACK				
0065	Under Table Switch Machine	\$10.95		
0066	Deluxe Under Table Switch Machine (Powers, frog, etc.)	\$21.95		
0584	Remote Switch Machine - Left	\$12.95		
0585	Remote Switch Machine - Right	\$12.95		
0586	Manual Switch Machine - Left	\$5.75		
0587	Manual Switch Machine - Right	\$5.75		
CODE 100 ITEM#	CODE 83 ITEM#	DESCRIPTION	CODE 100 MSRP/UNIT	CODE 83 MSRP/UNIT
HO GAUGE CODE 83 & CODE 100 LAYOUT PACKAGES				
<i>We recommend using Item #309 power pack to power all HO & N layouts. Complete with two-year warranty. When you order the layout package, Atlas will send you the track, switches, electrical components and wire needed to build the layout. All layout plans are featured in the #4 Fantastic Layout Booklet.</i>				
K10001	K10001-83	HO-1 - The Way-Freight Special	\$125.00	\$123.00
K10002	K10002-83	HO-2 - The Dispatcher's Delight	\$284.00	\$266.00
K10003	K10003-83	HO-3 - Up-and-Over in 4' x 6'	\$161.00	\$156.00
K10004	K10004-83	HO-4 - The Senior Twice-Around	\$265.00	\$248.00
K10005	K10005-83	HO-5 - The Senior Twice-Around	\$301.00	\$288.00
K10006	K10006-83	HO-6 - The Trunk Line	\$346.00	\$346.00
K10007	K10007-83	HO-7 - The Junior Pretzel	\$346.00	\$329.00
K10008	K10008-83	HO-8 - The Super Pretzel	\$446.00	\$442.00
K10009	K10009-83	HO-9 - Figure Eight with Spurs	\$178.00	\$160.00
K10010	K10010-83	HO-10 - The Yardmaster	\$309.00	\$295.00
K10011	K10011-83	HO-11 - The Out-And-Back	\$391.00	\$384.00
K10012	K10012-83	HO-12 - The Up-And-Over Dogbone	\$470.00	\$460.00
K10013	K10013-83	HO-13 - Simple Oval with Spurs	\$265.00	\$278.00
K10014	K10014-83	HO-14 - Improving the Simple Oval	\$345.00	\$363.00
K10015	K10015-83	HO-15 - Minimum-Size Twice Around	\$410.00	\$433.00
K10016	K10016-83	HO-16 - Expanding Your 4' x 6'	\$607.00	\$641.00
K10017	K10017-83	HO-17 - Hoboken Shore Railroad	\$502.00	\$523.00
K10018	K10018-83	HO-18 - Rahway Valley Railroad	\$472.00	\$489.00
K10019	K10019-83	HO-19 - Narrow Switching Railroad for Tight Places	\$708.00	\$753.00
K10020	K10020-83	HO-20 - The Out-And-Back	\$732.00	\$768.00
K10021	K10021-83	HO-21 - The "Waterwings"	\$568.00	\$601.00
K10022	K10022-83	HO-22 - Grade Crossing Deluxe	\$605.00	\$649.00
K10023	K10023-83	HO-23 - Folded Dogbone with Branch	\$1,010.00	\$1,060.00
K10024	K10024-83	HO-24 - Simplicity and Great Plains	\$373.00	\$384.00
K10025	K10025-83	HO-25 - Great Eastern Trunk	\$757.00	\$778.00
K10026	K10026-83	HO-26 - Southside Connecting	\$622.00	\$643.00
K10027	K10027-83	HO-27 - Transbay Interwoven	\$738.00	\$757.00
K10028	K10028-83	HO-28 - Granite Gorge & Northern	\$839.00	\$865.00
K10029	K10029-83	HO-29 - The Central Midland	\$1,735.00	\$1,810.00
K10030	K10030-83	HO-30 - The Morgan Valley Railroad	\$251.00	\$269.00
K10031	K10031-83	HO-31 - Waterlevel Western	\$518.00	\$550.00
K10032	K10032-83	HO-32 - Apex and Hypotenuse	\$667.00	\$687.00
K10033	K10033-83	HO-33 - Plywood Summit Lines	\$830.00	\$876.00
K10034	K10034-83	HO-34 - Rancocas Harbor Belt	\$712.00	\$756.00
K10035	K10035-83	HO-35 - Berkshire Valley Route	\$1,020.00	\$1,037.00
K10036	K10036-83	HO-36 - Oregon Pass Line	\$1,607.00	\$1,746.00

ATLAS TRACK

HO TRACK & ACCESSORIES LISTING

• PRICES SUBJECT TO CHANGE WITHOUT NOTICE •

ITEM#	DESCRIPTION	MSRP/ UNIT
HO GAUGE CODE 83 TRUE-TRACK® WITH PLASTIC ROADBED		
0488	True-Track® Starter Set	\$76.95
0029	Figure 8 True-Track® Add-On Pack	\$29.95
0410	9" Straight Track - Bulk - 1 pc.	\$2.00
0411	18" Radius Track - Bulk - 1 pc.	\$2.00
0412	22" Radius Track - Bulk - 1 pc.	\$2.00
0450	9" Straight Track (4 pcs.)	\$9.00
0451	6" Straight Section (4 pcs.)	\$9.00
0452	3" Straight Track (4 pcs.)	\$6.50
0453	1½" Straight Section (4 pcs.)	\$6.50
0454	2" Straight Section (4 pcs.)	\$6.50
0460	18" Radius Track (4 pcs.)	\$9.00
0461	½ 18" Radius (4 pcs.)	\$6.50
0463	22" Radius Track (4 pcs.)	\$9.00
0464	⅓ 22" Radius (4 pcs.)	\$6.50
0465	Terminal Joiners (1 pr./blister)	\$3.50
0466	9" Terminal Track	\$8.50
0468	24" Radius (4 pcs.)	\$9.00
0470	Bumper (2 pcs.)	\$3.50
0471	Rerailer (2 pcs.)	\$9.00
0476	90° Crossing	\$16.25
0478	Manual Snap-Switch® - Left	\$20.50
0479	Manual Snap-Switch® - Right	\$20.50
0480	Remote Snap-Switch® - Left	\$27.95
0481	Remote Snap-Switch® - Right	\$27.95
0482	Manual 22" Radius Snap-Switch® - Left	\$21.25
0483	Manual 22" Radius Snap-Switch® - Right	\$21.25
0484	Remote 22" Radius Snap-Switch® - Left	\$28.50
0485	Remote 22" Radius Snap-Switch® - Right	\$28.50
0489	World's Greatest Hobby Track Pack	\$168.95
*NOTE: TRUE-TRACK® REMOTE AND MANUAL SWITCH MACHINES ARE THE SAME AS THE MACHINES USED FOR CODE 83. SEE ITEMS #584-587.		
HO GAUGE CODE 83 TRUE-TRACK LAYOUT PACKAGES		
<i>We recommend using item # 309 power pack to power all HO & N layouts. Complete with two-year warranty. When you order the layout package, Atlas will send you the track, switches, electrical components and wire needed to build the layout. All layout plans are featured in the #4 Fantastic Layout Booklet.</i>		
K10037-TT	TT-1 - Wayne Short Line	\$211.00
K10038-TT	TT-2 - Hillside Junction	\$393.00
K10039-TT	TT-3 - Martin's Creek & Southern	\$317.00
K10040-TT	TT-4 - Great Atlantic Trunk	\$452.00
K10041-TT	TT-5 - Croxton Terminal	\$394.00
K10042-TT	TT-6 - Raritan Bay & North Shore	\$500.00
K10043-TT	TT-7 - Northside Valley Line	\$332.00
K10044-TT	TT-8 - Jesseville Junction	\$549.00
K10045-TT	TT-9 - Eagle Rock Route	\$494.00
K10046-TT	TT-9A - Expanded Eagle Rock Route	\$611.00
K10047-TT	TT-10 - Shipyard Industrial	\$626.00
K10048-TT	TT-10A - Expanded Shipyard Industrial	\$670.00

ITEM#	DESCRIPTION	MSRP/ UNIT
HO SCALE BRIDGES, TURNTABLES AND ACCESSORIES		
0080	Pier Set (47 pc. set)	\$20.95
0081	3" Bridge Pier (4 pc. set)	\$5.50
0082	Pier Girders (4 pc. set)	\$4.50
0304	Turntable Motor Drive Unit	\$35.95
0305	Turntable - Nickel Silver	\$35.95
0590	Warren Truss Bridge - Code 83	\$8.75
0591	Deck Truss Bridge - Code 83	\$8.75
0592	Plate Girder Bridge - Code 83	\$8.75
0593	18" Through Truss Bridge Kit - Code 83 (Black)	\$32.95
0594	18" Through Truss Bridge Kit - Code 83 (Silver)	\$32.95
0883	Warren Truss Bridge Kit - Code 100	\$8.75
0884	Deck Truss Bridge Kit - Code 100	\$8.75
0885	Plate Girder Bridge - Code 100	\$8.75
0888	18" Through Truss Bridge Kit - Code 100 (Black)	\$32.95
0889	18" Through Truss Bridge Kit - Code 100 (Silver)	\$32.95
HO GAUGE CODE 100 DECORATED PLATE GIRDER BRIDGES		
M0890	Erie	\$15.50
M0891	New York Central* (*CSX Licensed Product)	\$15.50
M0892	Rio Grande	\$15.50
M0893	Santa Fe	\$15.50
M0894	Delaware & Hudson	\$15.50
M0895	Lackawanna	\$15.50
0896	New Haven	\$15.50
0897	Nickel Plate Road	\$15.50
0898	Southern Pacific	\$15.50
0899	Union Pacific	\$15.50
70 000 000	C&NW (Green)	\$15.50
70 000 001	Great Northern	\$15.50
70 000 002	Norfolk & Western	\$15.50
70 000 003	Pennsylvania	\$15.50
70 000 004	Western Maryland* (*CSX Licensed Product)	\$15.50
70 000 005	Amtrak	\$15.50
70 000 006	Chesapeake & Ohio* (*CSX Licensed Product)	\$15.50
70 000 007	C&NW (Silver)	\$15.50
70 000 008	New York Central* (Black/White) (*CSX Licensed Product)	\$15.50
70 000 009	Penn Central	\$15.50
70 000 010	Rock Island	\$15.50
70 000 011	Santa Fe	\$15.50
70 000 012	Bangor & Aroostook	\$15.50
HO SCALE TRACKSIDE STRUCTURE KITS		
0701	Elevated Gate Tower Kit	\$9.95
0702	Track Side Shanty Kit	\$9.95
M0703	Water Tower Kit	\$13.25
0704	Signal Tower Kit	\$13.25
0705	Telephone Shanty & Pole Kit	\$6.50
M0706	Passenger Station Kit	\$16.50
M0707	Station Platform Kit	\$7.75
M0708	19th Century Church Kit	\$38.50

ATLAS TRACK

HO TRACK & ACCESSORIES LISTING

• PRICES SUBJECT TO CHANGE WITHOUT NOTICE •

ITEM#	DESCRIPTION	MSRP/ UNIT
HO SCALE TRACKSIDE STRUCTURE KITS		
0709	Roundhouse Kit - 3 Stall	\$38.50
0711	Kate's Colonial Home Kit	\$29.95
0712	Barb's Bungalow Kit	\$29.95
0713	Kim's Classic American Home Kit	\$29.95
0715	Refreshment Stand Kit	\$9.95
0720	Maywood Station Kit (Tan/Brown)	\$35.25
0721	Middlesex Manufacturing Co. Kit	\$49.50
0730	Barb's Bungalow Micro-Plywood Garage Kit (2 kits per pack)	\$49.95
0735	Kim's Classic Micro-Plywood Garage Kit (2 kits per pack)	\$49.95
M0740	Kate's Colonial Micro-Plywood Garage Kit (2 kits per pack)	\$49.95
0750	Lumber Yard & Office Kit	\$16.50
0752	Substation Kit	\$31.50
0760	Roadside Restaurant Kit	\$16.50
0761	Produce Market Kit	\$28.50
0762	Contemporary Diner Kit	\$28.50
0763	Drive-Through Bank Kit	\$28.50
0764	Car Wash Kit	\$28.50
0774	Hairpin Style Fence Kit	\$6.00
0775	Telephone Pole Kit	\$6.00
0776	Picket Fence & Gate Kit	\$6.00
0777	Three Rail Fence & Gate Kit	\$6.00
0778	Cows & Horses	\$6.00
0779	Sheep - 12 White & 1 Black	\$6.00
0780	Transformer Kit (2 pcs.)	\$26.50
M0790	Flat Car Girder Load (4 pcs.)	\$4.95
0791	Mill Lumber Kit	\$6.00
M0793	Undecorated Pedestrian Figures (24 pcs.)	\$6.00
HO SCALE TRAINMAN® TRACKSIDE STRUCTURE KITS		
0716	Rural Station Kit	\$23.95
0717	Interlocking Tower Kit	\$23.95
0718	Branch Line Station Kit	\$23.95
HO SCALE LASER DESIGN STRUCTURE KITS		
4001007	Amityville Vacation Home Kit	\$79.95
4001008	Outhouse Kit	\$3.95
4001009	Section House Kit	\$14.95
4001010	Tuckerton Ticket Office Kit	\$29.95
4001017	Manahawkin Railroad Station Kit	\$29.95
4001018	Double Duty Outhouse Kit	\$8.95
HO SCALE FREIGHT CAR TRUCKS		
9180000	70-Ton Roller Bearing (1 pr.)	\$6.75
9185000	50-Ton Friction Bearing (1 pr.)	\$6.75
190000	Barber-Bettendorf Roller-Bearing Caboose Trucks (1 pr.)	\$6.75
191000	Barber-Bettendorf Friction-Bearing Caboose Trucks (1 pr.)	\$5.25
192000	70-Ton Friction-Bearing National C-1 Trucks (1 pr.)	\$5.25
9195000	100-Ton Roller-Bearing Trucks (1 pr.)	\$6.75
HO SCALE METAL WHEELS		
9180100	33" Metal Wheels for Atlas Freight Cars (100 axles)	\$104.50
9190100	33" Metal Wheels for Atlas C cabooses (100 axles)	\$104.50

ITEM#	DESCRIPTION	MSRP/ UNIT
HO SCALE METAL WHEELS		
9195100	36" Metal Wheels (100 axles)	\$115.50
HO SCALE SIGNAL SYSTEM		
0230	7' Signal Cable	\$5.50
0231	15' Signal Cable	\$10.25
0232	25' Signal Cable	\$15.25
0233	Analog Block Detector	\$18.75
0234	HO Signal Control Board	\$27.50
0235	HO Type "G" Single Target - A	\$41.75
0236	HO Type "G" Single Target (w/ PCB) - B	\$68.95
0237	HO Type "G" Single Target (4 pack) - C	\$137.50
0238	HO Type "G" Double Target - A	\$54.95
0239	HO Type "G" Bi-Directional Single Targets - A	\$54.95
70 000 013	HO Signal Equipment Shed - 2 pack	\$8.75
HO SCALE HANDCRAFTED LIGHTING SYSTEM		
70 000 019	HO Clock Light	\$29.95
70 000 021	HO Ball Light	\$28.95
70 000 022	HO Park Light	\$28.95
70 000 023	HO Street Light	\$28.95
70 000 024	HO Highway Light ver. 1	\$29.95
70 000 025	HO Highway Light ver. 2	\$29.95
70 000 026	HO Curved Light	\$28.95

HO TRACKSIDE STRUCTURE KITS

NOW AVAILABLE!

Atlas is proud to offer structure kits for modelers everywhere to enjoy on their layouts. Each of these kits is molded in appropriate colors with realistic details and assembles easily using plastic compatible glue.



Item #761 - Produce Market Kit



Item #762 - Contemporary Diner Kit



Item #764 - Car Wash Kit

Description	Item #	MSRP
Produce Market Kit (Detailed brick construction, fruit stands, display rack and signs. Downloadable signage available. Approx. finished size: 7" x 3-1/4")	761	\$26.95
Contemporary Diner Kit (Classic styling, interior tables, benches, window glazing and sign. Downloadable signage available. Approx. finished size: 7-1/4" x 4-1/2")	762	\$26.95
Car Wash Kit (Block and brick construction, open bay office area, air filling station, window glazing and sign. Downloadable signage available. Approx. finished size: 7-9/16" x 6")	764	\$26.95



ATLAS TRACK PLANNING BOOKS

MODEL RAILROADING MADE EASY!

With detailed diagrams, step-by-step instructions, and myriad layout options, Atlas books guide you through every phase of layout building. Each book is aimed at specific skill levels and includes the fundamentals of foundations, track laying, wiring, scenery, as well as a convenient "Products Required" list with each layout. Atlas' popular and interesting layouts can be viewed at www.atlasrr.com or www.atlaso.com!




Item #6

#6 INTRODUCTION TO N SCALE MODEL RAILROADING

N scale fun starts here! This complete, easy to read book is ideal for beginners. It's all here – glossary, tools, benchwork, track laying, wiring, tips and more for nine basic layouts. (N1-N9)

#7 NINE N SCALE RAILROADS

Designed for intermediate modelers, this book details the techniques of benchwork, track laying, wiring and scenery for constructing nine engaging layouts that differ from those in book #6 in their size, detail and sophistication. (N10-N18)



Item #7

#9 ATLAS BEGINNER'S GUIDE TO HO MODEL RAILROADING

Here's your ticket to HO fun! Clear diagrams, comprehensive instructions, tips and a chapter on "Finishing Touches" put you on the right track to a successful layout. Blueprints for 12 basic layouts allow for future expansion with either Code 83 or Code 100 track. (HO1-HO12)

#11 HO LAYOUTS FOR EVERY SPACE

Packed with guidelines, shortcuts, tips and 11 layout options for either Code 83 or Code 100 track. More than 75 detailed diagrams make this edition a must for every HO modeler! A chapter on designing your own track plan is also included. (HO13-HO23)

#12 THE COMPLETE ATLAS WIRING BOOK

The Atlas Electrical Wiring System for all scales is made easy. Over 100 updated diagrams are complemented by a complete glossary, step-by-step instructions and advanced techniques.

#13 SEVEN STEP-BY-STEP HO RAILROADS

Whether beginner, intermediate, or advanced, every HO model railroader will find their ideal layout among the explicitly detailed and fully tested plans offered. Eliminate common pitfalls and learn from the many tips included to create your dream layout with Code 83 or Code 100 track. (HO24-HO30)

#14 HO KING-SIZE LAYOUT BOOK

For the intermediate and advanced modelers, this book contains six large layouts in an easy-to-follow scale format. Four plans fold out to become 11" x 17". Plans can be built with Code 83 or Code 100 track. (HO31-HO36)

#15 BLUEPRINTS FOR TEN HO TRUE-TRACK® LAYOUTS


Fast and easy layouts using popular Atlas Code 83 True-Track® roadbed track. Wiring, tips, accessories and "finishing touches" are all included in this Level 1 book. (TT1-TT10)

#6008 ATLAS O 3-RAIL LAYOUT BOOK

This book is a must-have for those who have discovered the superiority of the Atlas 21st Century Track® System. Everything you need for successful layout planning and building is here! Expanded and revised for 2009.

#0140 ATLAS O, LLC 40' WOOD REEFER COLLECTOR'S GUIDE


This collector's guide is filled with history, fun facts and over 100 color photos of 40' Wood Refrigerator Cars making this unique booklet a must for your O scale library.



Item #9




Item #11




Item #13



Item #15



Item #14



Item #0140



SD50 - CSX*



SD50 - Utah Railway+



SD50 - Norfolk & Western+



SD60 - Canadian National



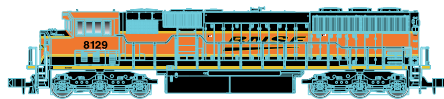
SD60 - EMD



SD60 - GATX Locomotive Group



SD60 - Soo Line



SD60M - BNSF



SD60M - Canadian Pacific



SD60M - CSX*

JULY 2014 ANNOUNCEMENT | 2nd QUARTER 2015 ARRIVAL



N MASTER SD50/60/60M LOCOMOTIVE

www.atlasrr.com/NLoco/nsd5060s4.htm

EMD introduced the SD-50 in the early 1980s with a 16 cylinder, 3500 h.p. engine to attain the power that they had early gotten from a 20 cylinder locomotive. The SD-60 varied little from its predecessor visually, the main changes taking place internally with the aging 645F engine being replaced by the 710G. The two locomotives can be distinguished by the door panels; the SD-50 features four latched doors in six door panels whereas the SD-60 has six latched doors in eight door panels.




FEATURES:

- Directional lighting
- Blackened wheels
- Golden-White LEDs
- Slower speed motor for closer to scale speeds
- AccuMate® magnetic knuckle couplers
- DCC Models are equipped with NCE Decoders
- Separate plow and winterization hatch that can be installed by the modeler

*CSX Licensed Product

+ Actual locomotive does not match model prototype

Road Name/Road Numbers	Analog Item #	DCC Item #
SD-50 LOCOMOTIVE		
Undecorated	40 002 019	40 002 050
NEW PAINT SCHEMES		
CSX* 8541, 8641	40 002 020-40 002 021	40 002 051-40 002 052
Utah Railway+ 6060, 6064	40 002 022-40 002 023	40 002 053-40 002 054
Norfolk & Western+ 6501, 6503, 6504	40 002 024-40 002 026	40 002 055-40 002 057
SD-60 LOCOMOTIVE		
Undecorated	40 002 027	40 002 058
NEW PAINT SCHEMES		
Canadian National 5404, 5414, 5420	40 002 028-40 002 030	40 002 059-40 002 061
EMD 8300, 8301, 8302	40 002 031-40 002 033	40 002 062-40 002 064
GATX Locomotive Group 9014, 9059	40 002 034-40 002 035	40 002 065-40 002 066
Soo Line 6044, 6053	40 002 036-40 002 037	40 002 067-40 002 068
SD-60M LOCOMOTIVE		
Undecorated 2 Window	40 002 038	40 002 069
Undecorated 3 Window	40 002 039	40 002 070
NEW PAINT SCHEMES		
BNSF 8129, 8130, 8131	40 002 040-40 002 042	40 002 071-40 002 073
Canadian Pacific 6258, 6259, 6260, 6262	40 002 043-40 002 046	40 002 074-40 002 077
CSX* 8765, 8768, 8773	40 002 047-40 002 049	40 002 078-40 002 080
MSRP:	\$129.95	\$169.95



Amtrak - GP-7



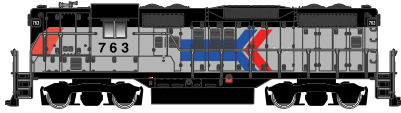
Boston & Maine



Peabody



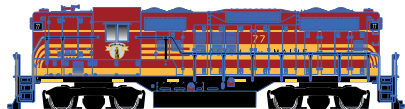
Toledo, Peoria & Western



Amtrak - GP-9



Canadian Pacific



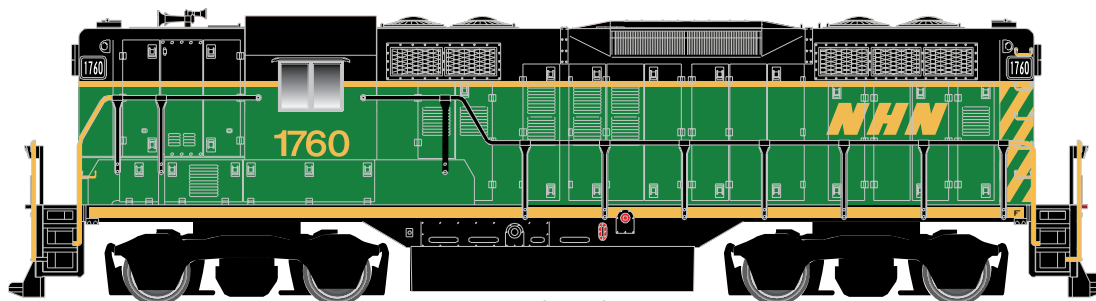
Guilford "B&M Heritage"



Guilford "MEC Heritage"



Santa Fe



New Hampshire Northcoast



AUGUST 2014 ANNOUNCEMENT

2nd QUARTER 2015 ARRIVAL

N MASTER GP-7/9 LOCOMOTIVE

www.atlasrr.com/NLoco/ngp7c.htm

Introduced in 1949, the Electro-Motive 1500hp GP-7 combined the machinery of the F7 with a hood-type carbody that offered high visibility and easy engine access. The GP-7 was used in pulling every conceivable type of train and was sometimes substituted for part of a set of cab units. The GP-9 utilized a 1750hp engine and was visually similar to the GP-7.

NEW PAINT SCHEMES!


FEATURES:

- NCE Decoder (DCC models only)
- Blackened metal wheels
- Directional lighting
- AccuMate® couplers
- Powered low friction drive
- Dual brass flywheels
- Golden-white LEDs


NCE DECODER FEATURES:

- Silent Running™ motor drive
- Both short and long addresses can be programmed on main line (Ops mode)
- Torque Compensation for ultra smooth low speed performance
- Programmable start, mid and maximum speed CVs that work in all speed modes
- Four function outputs with lighting effects generators that allow you to select from 15 different lighting behaviors (ditch lights, Mars light, strobes, beacon, etc)


Road Name/Road Numbers	Standard Item #	DCC Item #
GP-7 PHASE 1 LOCOMOTIVE		
Undecorated w/o Dynamics	40 002 221	_____
NEW PAINT SCHEMES		
Amtrak 762	40 002 167	40 002 186
Boston & Maine 1561, 1565, 1570	40 002 168-40 002170	40 002 187-40 002 189
Peabody 415, 1001	40 002 171-40 002 172	40 002 190-40 002 191
Toledo, Peoria & Western 102, 103	40 002 173-40 002 174	40 002 192-40 002 193
GP-9 LOCOMOTIVE		
Undecorated w/o Dynamics	40 002 222	_____
Undecorated w/ Dynamics	40 002 223	_____
NEW PAINT SCHEMES		
Amtrak 763	40 002 175	40 002 194
Canadian Pacific 8647, 8652, 8691	40 002 176-40 002 178	40 002 195-40 002 197
Guilford "B&M Heritage" 77	40 002 179	40 002 198
Guilford "MEC Heritage" 52	40 002 180	40 002 199
New Hampshire Northcoast 1758, 1760	40 002 181-40 002 182	40 002 200-40 002 201
Santa Fe 707, 715, 721	40 002 183-40 002 185	40 002 202-40 002 204
MSRP:	\$114.95	\$149.95




Baltimore & Ohio*



Detroit & Lima Northern



Chicago, Milwaukee & St. Paul - DL Bush



US Military Railroad - Gen. Haupt

SEPTEMBER 2014 ANNOUNCEMENT | 2nd QUARTER 2015 ARRIVAL

**N
SCALE**

N MASTER 4-4-0 LOCOMOTIVE

www.atlasrr.com/NLoco/n440loco2.htm

The 4-4-0 locomotive was a common sight on North American rails in the 1800s. Approximately 25,000 4-4-0s were produced, before being replaced by larger locomotives in the 1900s. Popularized in American culture and immortalized on movie and TV screens, these locomotives are widely known for their service in the Civil War and in the "Old West".

FEATURES:

- Colorful decoration based on paint schemes from the late 1800s and early 1900s
- Smooth-running motor
- Operating headlight
- Separately-applied bell and handrails
- Factory-equipped with AccuMate® couplers
- Flared or straight stack as per the prototype

*CSX Licensed Product

Road Name/Road Numbers	Item #
Undecorated	40 000 464
Painted/Unlettered	40 000 465
NEW PAINT SCHEMES	
Baltimore & Ohio* 25	40 002 119
Detroit & Lima Northern 7	40 002 120
Chicago, Milwaukee & St. Paul - DL Bush	40 002 121
US Military Railroad - Gen. Haupt	40 002 122
MSRP:	\$119.95

**NEW PAINT
SCHEMES!**



Seaboard System*



Chessie System (B&O)*



Chessie System (C&O)*



Penn Central



Penn Central "Red P"



Southern Pacific "Kodachrome"



VMV Leasing



Southern



OCTOBER 2014 ANNOUNCEMENT

3rd QUARTER 2015 ARRIVAL

N MASTER SD35 LOCOMOTIVE

www.atlasrr.com/NLoco/nsd35c.htm

Between 1964 and 1966, EMD built a total of 360 six-axle 2,500hp SD35 locomotives. An additional 35 steam generator-equipped SDP35 locomotives were also built during this period. These were all part of EMD's "35-Series" which also featured the four-axle, 2,250hp GP35 locomotive. All locomotives included the standard EMD 567-series prime mover. A stock model weighed 360,000 pounds, but many roads chose to add weight to increase the locomotive's tractive effort. From the mid-1960s through the 1980s, the SD-35 could be found in road service on both large and mid-sized roads across the US. Today the number of active units has dwindled to a select few, including those operated by regional railroad Montana Rail Link.



FEATURES:

- Directional lighting
- Walkway safety tread
- Blackened metal wheels
- Scale speed™ motor
- Factory-equipped with AccuMate® knuckle couplers
- Painted handrails
- Golden-white LEDs
- DCC Models are equipped with NCE Decoders

*CSX Licensed Product (HO models shown)

Road Name/Road Numbers	Standard Item #	DCC Item #
LOW HOOD VERSION		
Undecorated w/o HL	40 002 081	40 002 100
Undecorated w/ HL	40 002 082	40 002 101
NEW PAINT SCHEMES		
Seaboard System* 4512, 4521	40 002 083-40 002 084	40 002 102-40 002 103
Chessie System (B&O)* 7405, 7415	40 002 085-40 002 086	40 002 104-40 002 105
Chessie System (C&O)* 7422, 7427	40 002 087-40 002 088	40 002 106-40 002 107
Penn Central 6012, 6028	40 002 089-40 002 090	40 002 108-40 002 109
Penn Central "Red P" 6035	40 002 091	40 002 110
Southern Pacific "Kodachrome" 2968	40 002 092	40 002 111
HIGH HOOD VERSION		
Undecorated	40 002 093	40 002 112
NEW PAINT SCHEMES		
VMV Leasing 2601, 2602	40 002 094-40 002 095	40 002 113-40 002 114
Southern 219, 223, 3018, 3038	40 002 096-40 002 099	40 002 115-40 002 118
MSRP:	\$114.95	\$149.95



Gulf, Mobile & Ohio



Long Island



Lamoille Valley



Rutland



Susquehanna



Louisville & Nashville* (ex-Rutland)



Canadian National



Southern Pacific

NOVEMBER 2014 ANNOUNCEMENT | 3rd QUARTER 2015 ARRIVAL



N CLASSIC RS-3 & RSD-4/5 LOCOMOTIVES

www.atlasrr.com/NLoco/nrs3d.htm

Well over 1,300 RS-3 road-switcher locomotives were built by ALCO between 1950 and 1956. It can be considered one of the most successful four-axle diesel road-switchers ever produced by the builder. During this same time-period, ALCO offered a six-axle road-switcher which was more commonly found in the west. The RSD-4/5 was externally very similar to the RS-3, having six-axle trucks as an obvious spotting feature. They produced the same 1,600hp as an RS-3, but offered increased tractive effort due to the use of a larger generator. Many RSD-4/5s were assigned to operate in mountainous territory (with varying degrees of success) on the Southern Pacific, Santa Fe and the Utah Railway.


NEW PAINT SCHEMES!

FEATURES:

- Golden-white LEDs
- Directional lighting
- Separately-applied painted handrails (where appropriate)
- Blackened metal wheels
- Scale Speed™ motor
- Factory-installed AccuMate® magnetic knuckle couplers
- Accurate painting and printing

*CSX Licensed Product

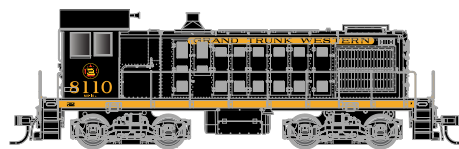
Road Name/Road Numbers	Item #
RS-3 LOCOMOTIVES	
Undecorated	40 002 225
NEW PAINT SCHEMES	
Gulf, Mobile & Ohio 1515, 1518	40 002 205-40 002 206
Lamoille Valley 7801, 7802	40 002 207-40 002 208
Long Island 1554, 1558	40 002 209-40 002 210
Susquehanna 101, 104	40 002 211-40 002 212
Louisville & Nashville* (ex-Rutland) 261, 264	40 002 213-40 002 214
Rutland 202, 207	40 002 215-40 002 216
Canadian National 3003, 3010	40 002 217-40 002 218
RSD-4/5 LOCOMOTIVES	
Undecorated	42300
NEW PAINT SCHEME	
Southern Pacific 5295, 5303	40 002 219-40 002 220
MSRP:	\$119.95



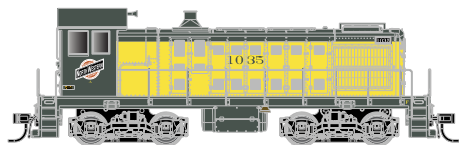
Canadian National




Central Vermont



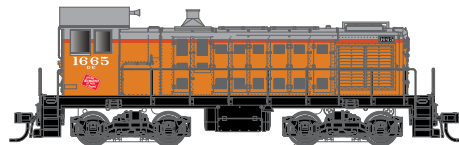
Grand Trunk Western



Chicago & North Western



Lehigh Valley



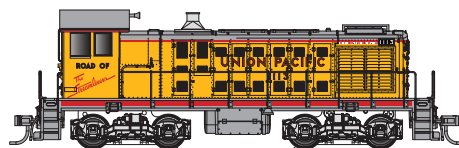
Milwaukee Road



New Haven



Rio Grande



Union Pacific



DECEMBER 2014 ANNOUNCEMENT

3rd QUARTER 2015 ARRIVAL

N MASTER S2 LOCOMOTIVE

www.atlasrr.com/NLoco/ns2a.htm



FEATURES:

- Scaled from actual prototype measurements
- Option for horizontal or vertical radiator shutters
- Fine scale handrails
- Separately-applied coupler cut levers, air hoses, piping, etc.
- Directional LED lighting (includes cab rear headlight)
- Die-cast hood & chassis for improved pulling performance
- Digital-ready chassis
- Dual-flywheels for maximum performance at all speeds
- Factory-equipped with AccuMate® knuckle couplers
- Exceptional painting and printing

DCC OPERATION FEATURES:

- Supports all DCC-programming modes
- Flexible mapping of function keys F0 to F28.
- A total of 4 DCC function outputs are available
- Follows all NMRA DCC standards and recommended practices.

Road Name/Road Numbers

Undecorated

NEW PAINT SCHEMES

Canadian National 8113, 8116
 Central Vermont 8093
 Grand Trunk Western 8110
 Chicago & North Western 1011, 1015, 1035
 Lehigh Valley 150, 159, 162
 Milwaukee Road 1663, 1665, 1669
 New Haven 0602, 0611, 0617
 Rio Grande 111, 114, 117
 Union Pacific 1106, 1113, 1136

Silver Item #

40 000 693
 40 002 123-40 002 124
 40 002 125
 40 002 126
 40 002 127-40 002 129
 40 002 130-40 002 132
 40 002 133-40 002 135
 40 002 136-40 002 138
 40 002 139-40 002 141
 40 002 142-40 002 144

Gold Item #

40 000 712
 40 002 145-40 002 146
 40 002 147
 40 002 148
 40 002 149-40 002 151
 40 002 152-40 002 154
 40 002 155-40 002 157
 40 002 158-40 002 160
 40 002 161-40 002 163
 40 002 164-40 002 166

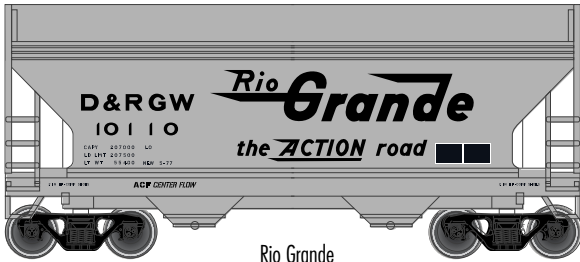
MSRP:

\$119.95

\$239.95

SOUND FUNCTIONALITY FEATURES (GOLD LOCOMOTIVES ONLY):

- Over 20 sound effects are available, including engine start-up and shutdown, prime mover sounds through all eight notches, bell, air horn, air compressor, dynamic brakes and more.
- There are 16 user-selectable horns, 2 user-selectable bells, and 2 user-selectable synchronized brake squeals.
- Manual and Automatic Notching modes with the ability to change modes "on the fly" are provided for true realism.



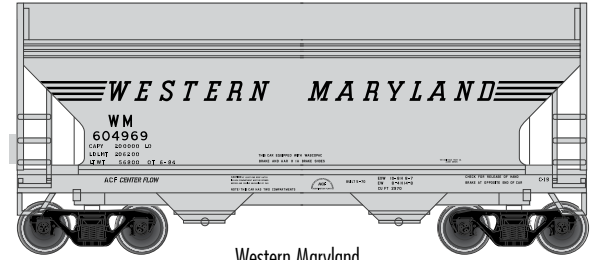
Rio Grande



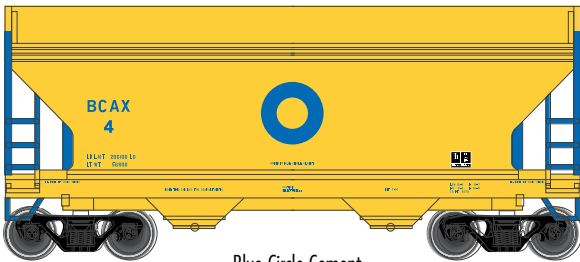
Canadian National (DT&S)



Burlington Northern



Western Maryland



Blue Circle Cement



Erie Lackawanna

JULY 2014 ANNOUNCEMENT | 1st QUARTER 2015 ARRIVAL



N TRAINMAN® 2-BAY CENTERFLOW HOPPER

www.atlastrainman.com/NFreight/tmn2bay.htm

The Atlas N Trainman 2 Bay Centerflow is based on a popular 1970s-1980s ACF design used primarily for transporting cement and similar bulk commodities. These continued to replace the earlier practice of loading bagged cement into box cars.

FEATURES:

- AccuMate® couplers
- Accurate painting and printing



Road Name/Road Numbers

Undecorated

NEW ROAD NUMBERS

Rio Grande 10110, 10045

Canadian National (DT&S) 2600, 2615

Burlington Northern 435705, 435650

Western Maryland 604969, 604991

Blue Circle Cement 4, 13

Erie Lackawanna 21354, 21379

Undecorated MSRP:

MSRP:

Item #

50 001 297

50 001 865-50 001 866

50 001 867-50 001 868

50 001 869-50 001 870

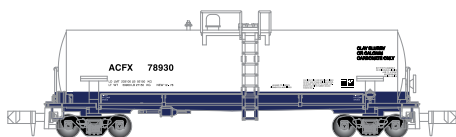
50 001 871-50 001 872

50 001 873-50 001 874

50 001 875-50 001 876

\$12.95

\$16.95



ACFX



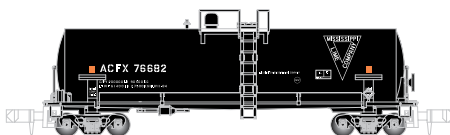
Engelhard




Georgia Kaolin



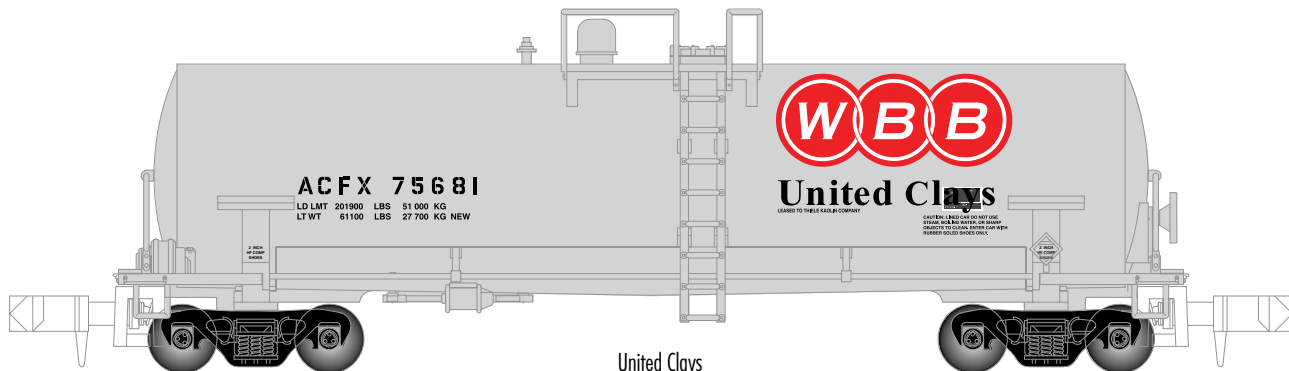
J.M. Huber



Mississippi Lime



Omya



United Clays



JULY 2014 ANNOUNCEMENT | 1st QUARTER 2015 ARRIVAL

N MASTER KAOLIN TANK CAR

www.atlasrr.com/NFreight/nkaolin4.htm


Primarily used to haul kaolin clay slurry for use in the papermaking process, along with many other liquids, the 14,000 gallon non-pressure tank car first built by ACF® in the 1970s adds a modern flavor to any layout. This common tank car can be seen all over the country and is in service today.

NEW PAINT SCHEMES & ROAD NUMBERS!

FEATURES:

- 100-ton roller-bearing trucks
- Separate safety bars
- Accurate painting and lettering
- AccuMate® couplers

Road Name/Road Numbers	Item #
Undecorated	50 001 948
NEW ROAD NUMBERS	
ACFX 72060, 72072, 72089	50 001 949-50 001 951
Engelhard 71971, 71990, 71999	50 001 952-50 001 954
Georgia Kaolin 75787, 75791, 75796	50 001 955-50 001 957
J.M. Huber 75880, 75884, 75895	50 001 958-50 001 960
NEW PAINT SCHEMES	
Mississippi Lime 76682, 76684, 76696	50 001 961-50 001 963
NEW ROAD NUMBERS	
Omya 206030, 206039, 206043	50 001 964-50 001 966
NEW PAINT SCHEMES	
United Clays 75681	50 001 967
Undecorated MSRP:	\$22.95
MSRP:	\$27.95



Ashley Drew & Northern



Rail box (small logo)



Bath & Hammondsport+



BNSF+



Clarendon & Pittsford



Norfolk Southern (NS late repaint)+



Norfolk Southern (SOU)+



US Army+

AUGUST 2014 ANNOUNCEMENT | 1st QUARTER 2015 ARRIVAL



N TRAINMAN® ACF® 50'6" BOX CAR

www.atlastrainman.com/NFreight/tmn506boxcar.htm

In 1974, ACF® built the first box car for Railbox, a subsidiary of the Trailer Train Company. They went on to produce 5,400 50' cars over the next six years, receiving large orders from Class I railroads, shortlines and box car leasing companies. These box cars have a 50' 6" interior length designed to fit slightly larger Plate C dimensions. This yielded a capacity of nearly 5,300 cubic feet. Most of the cars were built with non-cushioned underframes.

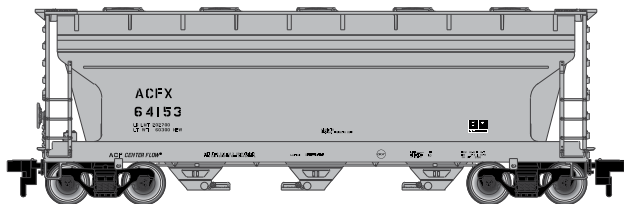
NEW PAINT SCHEMES & ROAD NUMBERS!

FEATURES:


- Prototypical non-terminating corrugated ends
- Diagonal paneled roof
- Single 10-foot YSD design sliding door (non-operating)
- Detailed cross-member attachment rivets on the side sills
- Weighted, detailed underframes
- True scale dimensions with accurate details
- Equipped with AccuMate® knuckle couplers

* paint scheme is accurate for 12-post cars not manufactured by ACF.


Road Name/Road Numbers	Item #
Undecorated	50 002 036
NEW ROAD NUMBERS	
Ashley Drew & Northern 8022, 8036	50 001 532-50 001 533
Rail box (small logo) 30220, 30293	50 001 534-50 001 535
NEW PAINT SCHEMES	
Bath & Hammondsport+ 25108, 25221	50 001 536-50 001 537
BNSF+ 725693, 725713	50 001 538-50 001 539
Clarendon & Pittsford 3131, 3153	50 001 540-50 001 541
Norfolk Southern (NS late repaint)+ 402009, 402011	50 001 542-50 001 543
Norfolk Southern (SOU)+ 523025, 523069	50 001 544-50 001 545
US Army+ 29419, 29424	50 001 546-50 001 547
Undecorated MSRP:	\$13.95
MSRP:	\$17.95




ACFX



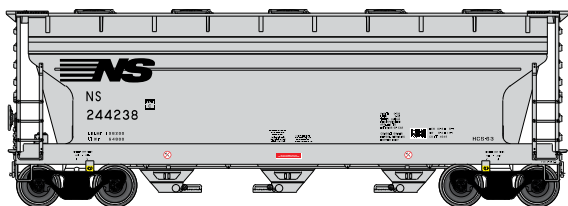
Norchem



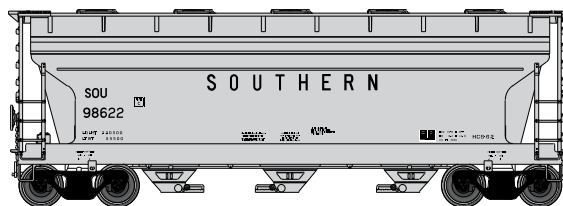
Gardinier, Inc.



Niagara of Wisconsin



Norfolk Southern



Southern



AUGUST 2014 ANNOUNCEMENT | 2nd QUARTER 2015 ARRIVAL

N TRAINMAN® 3560 COVERED HOPPER

www.atlastrainman.com/NFreight/tmn3560.htm

The three-compartment ACF® 3560 Center Flow Covered Hopper was designed for the transport of high-density dry bulk loadings of 50 – 60 pounds per cubic foot. Examples of these commodities include salt, fertilizer, starch, bauxite, and clay. The 100-ton car was designed to fit into the smallest modern plate diagram dimensions, Plate B.


NEW PAINT SCHEMES & ROAD NUMBERS!

FEATURES:

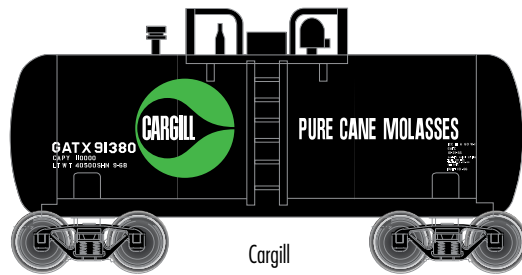
- V-frame ends
- Side sheet weld seams
- Roping staples
- Five roof hatches
- Body mounted brake gear
- True scale dimensions with accurate details
- Weighted, detailed underframes
- Equipped with AccuMate® knuckle couplers

≠ paint scheme is accurate for similar ACF 4036 3-Bay Covered Hopper Car

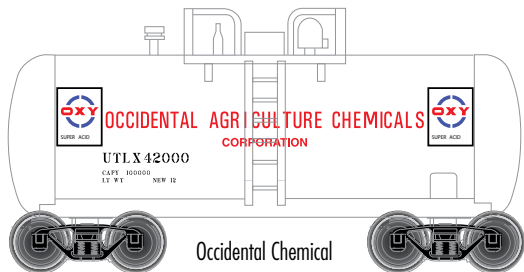
Road Name/Road Numbers	Item #
Undecorated	50 001 882
NEW ROAD NUMBERS	
ACFX 64153, 64181	50 001 883-50 001 884
Norchem 64274, 64295	50 001 885-50 001 886
NEW PAINT SCHEMES	
Gardinier, Inc. 62919, 62933	50 001 887-50 001 888
Niagara of Wisconsin 63403, 63415	50 001 889-50 001 890
Norfolk Southern≠ 244238, 244318	50 001 891-50 001 892
Southern≠ 98622, 98891	50 001 893-50 001 894
Undecorated MSRP:	\$13.95
MSRP:	\$17.95




Dow Chemical



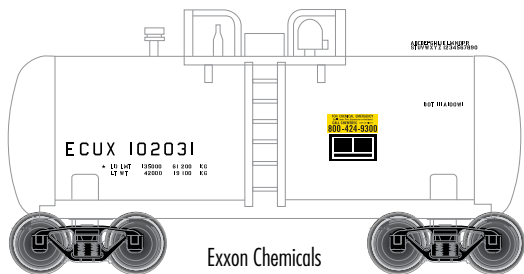
Cargill




Occidental Chemical



Nalco Chemical



Exxon Chemicals



Velsicol Chemical Company

SEPTEMBER 2014 ANNOUNCEMENT | 2nd QUARTER 2015 ARRIVAL



N TRAINMAN® BEER CAN SHORTY TANK CAR

www.atlastrainman.com/NFreight/tmnbeercan.htm

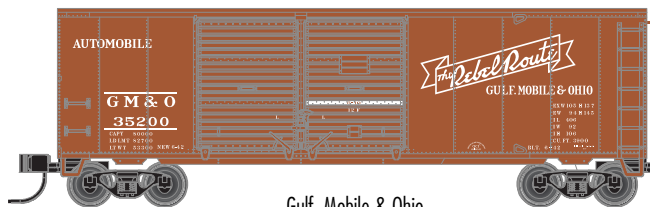
The term "beer can tank car" came from the vague appearance of short wheelbase stub-sill tank cars. The Atlas model depicts a non-insulated circa 10,000 gallon tank car used for a wide variety of products ranging from chemicals to food products.

FEATURES:


- Ladder detail
- Dome detail
- Accurate painting and printing
- Ready-to-run
- AccuMate® couplers



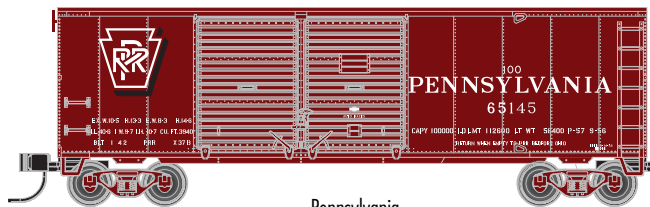
Road Name/Road Numbers	Item #
Undecorated	50 002 038
NEW PAINT SCHEMES	
Dow Chemical 9530, 9525	50 001 853-50 001 854
Cargill 91380, 91389	50 001 855-50 001 856
Occidental Chemical 42000, 42004	50 001 857-50 001 858
Nalco Chemical 55183, 55180	50 001 859-50 001 860
Exxon Chemicals 102031, 102038	50 001 861-50 001 862
Velsicol Chemical Company 10002, 10006	50 001 863-50 001 864
Undecorated MSRP:	\$13.95
MSRP:	\$18.95



Gulf, Mobile & Ohio



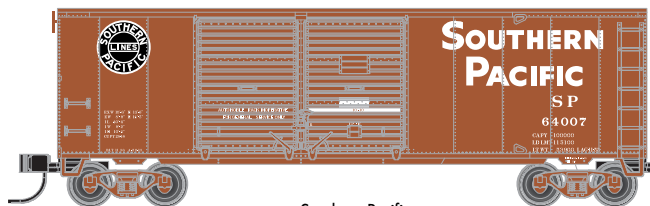
Norfolk Southern




Pennsylvania



Santa Fe



Southern Pacific



Union Pacific



SEPTEMBER 2014 ANNOUNCEMENT | 2nd QUARTER 2015 ARRIVAL

N TRAINMAN® 40' DOUBLE DOOR BOX CAR

www.atlastrainman.com/NFreight/tmn40ddboxcar.htm

The Atlas 40' Double Door Box Car was created to represent the generic 40' foot double door design that was inspired by the 1937 AAR box car. In addition a number of railroads constructing their own versions, car manufacturers such as American Car & Foundry, Pullman Standard and Magor Car also contributed to the design. The 40' Double Door box car was primarily designed to haul automobiles and were often specially equipped with loading racks to pack as many vehicles as possible within the space allowed.

FEATURES:

- Newly tooled sides and ends
- Youngstown doors
- Improved Dreadnaught ends
- Crisp detailing
- Accurate painting and printing
- AccuMate® couplers

Road Name/Road Numbers

Undecorated

NEW PAINT SCHEMES

Gulf, Mobile & Ohio 35201, 35249

Norfolk Southern 26000, 26004

Pennsylvania 64959, 64145

Santa Fe 6348, 6383

Southern Pacific 64007, 64040

Union Pacific 474000, 474007

Undecorated MSRP:

MSRP:

Item #

50 002 035

50 001 919-50 001 920

50 001 921-50 001 922

50 001 923-50 001 924

50 001 925-50 001 926

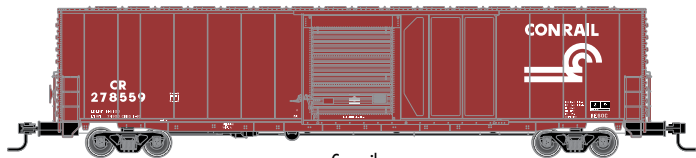
50 001 927-50 001 928

50 001 929-50 001 930

\$14.95

\$19.95





Conrail



Cotton Belt



Norfolk & Western



Western Maryland*



Canadian National



Canadian Pacific (CPAA)



Chesapeake & Ohio*



Detroit, Toledo & Ironton

OCTOBER 2014 ANNOUNCEMENT | 2nd QUARTER 2015 ARRIVAL



N MASTER 60' ACF® AUTO PARTS BOX CAR

www.atlasrr.com/NFreight/nauto5.htm

Built by American Car & Foundry in the late 1960s and early 1970s, the 60' Auto Parts Box Cars serviced assembly plants and component suppliers across the nation. The cars were equipped with either single or double doors, offering easy access to the freight inside, serving the auto industry well with their versatility. Many of these cars can still be found in service today throughout North America.

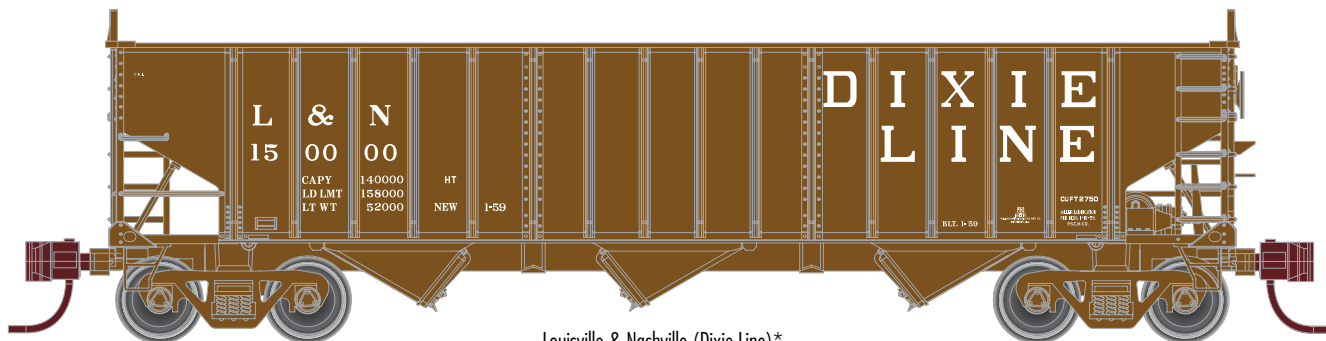
FEATURES:

- 70-ton roller-bearing trucks
- Deluxe-style positionable door
- Prototypical painting and lettering
- Die-cast underframe with realistic details and separate end ladders
- AccuMate® operating knuckle couplers
- Roof overspray

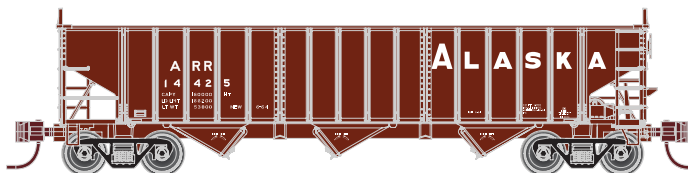
*CSX Licensed Product (Previous run models shown)



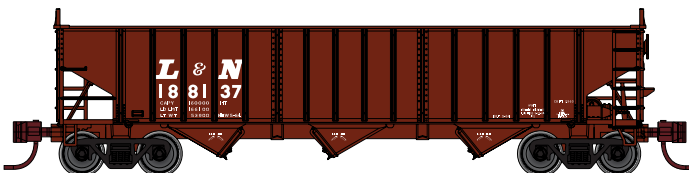
Road Name/Road Numbers	Item #
SINGLE DOOR AUTO PARTS BOX CAR	
Undecorated - Single Door	50 001 984
NEW PAINT SCHEME	
Conrail 278443, 278559	50 001 985-50 001 986
NEW ROAD NUMBERS	
Cotton Belt 63310, 63400	50 001 987-50 001 988
Norfolk & Western 600906, 600918	50 001 989-50 001 990
Western Maryland* 495975, 495979	50 001 991-50 001 992
DOUBLE DOOR AUTO PARTS BOX CAR	
Undecorated - Double Door	50 001 993
NEW PAINT SCHEME	
Canadian National 598809, 598536	50 001 994-50 001 995
NEW ROAD NUMBERS	
Canadian Pacific (CPAA) 205080, 205091	50 001 996-50 001 997
Chesapeake & Ohio* 488704, 488734	50 001 998-50 001 999
Detroit, Toledo & Ironton 25804, 25810	50 002 000-50 002 001
Undecorated MSRP:	\$14.95
MSRP:	\$19.95



Louisville & Nashville (Dixie Line)*



Alaska Railroad



Louisville & Nashville (Italic)*



Seaboard System*



OCTOBER 2014 ANNOUNCEMENT | 2nd QUARTER 2015 ARRIVAL

N MASTER PS 2750/2960 TRIPLE HOPPER

www.atlasrr.com/NFreight/nps2750a.htm

In the 1950s Pullman-Standard began offering new standard designs for their coal hoppers. One of these was the 70-ton three bay coal hopper with a rated volume of 2,750 cubic feet. The carbody had sixteen side posts and was available with and without heap shields. Later an 80-ton version was offered using the same length frame but having a taller body with a rated volume of 2,960 cubic feet. The cars were built from 1954-1960 (2750 cf) and 1964-1971 (2960 cf).

FEATURES:

- Fifteen Panels
- Sixteen Side Posts
- Die-cast hopper and center sill construction
- Late 20th century prototype (New cars were built from 1954-1971)
- Optional heap shields
- Pullman-Standard Design
- Over 16,000 cars built

*CSX Licensed Product

Road Name/Road Numbers

- Undecorated - PS 2750 Triple Hopper
- Undecorated - PS 2960 Triple Hopper

PS 2750 TRIPLE HOPPER - NEW PAINT SCHEMES

Louisville & Nashville (Dixie Line)* 150000, 150212, 150534, 150956

PS 2960 TRIPLE HOPPER - NEW MODEL

Alaska Railroad 14400, 14420, 14425, 14449
 Louisville & Nashville (Italic)* 188113, 188137, 188311, 188338
 Seaboard System* 323079, 323123, 323319, 323354

Item #

50 001 657
 50 001 658
 50 001 968-50 001 971
 50 001 972-50 001 975
 50 001 976-50 001 979
 50 001 980-50 000 983

Undecorated MSRP:

\$18.95


MSRP:

\$22.95






Atlanta & St. Andrews Bay



BNSF




British Columbia



Chessee System "Safety #6"*



Chessee System "Handle with Care" *



Chicago & Illinois Midland



CSX "Chicago Terminal"*



CSX "Safety Caboose 20th Anniversary"* - Side A



CSX "Safety Caboose 20th Anniversary"* - Side B



Family Lines (SCL)*



New England Central

NOVEMBER 2014 ANNOUNCEMENT | 2nd QUARTER 2015 ARRIVAL



N MASTER EXTENDED VISION CABOOSE

www.atlasrr.com/NFreight/nevcaboose5.htm

Based on prototypes that were built during the 1960s, these cabooses were popular on railroads from coast-to-coast.



FEATURES:

- Thin endrails
- Window glazing
- Separate brake cylinder
- Open smoke stack
- Triple valve and air reservoir
- Roller-bearing caboose trucks
- Roofwalk where appropriate
- Accurate painting and lettering

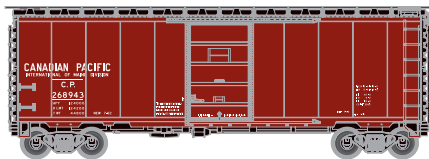
*CSX Licensed Product

Road Name/Road Numbers	Item #
Undecorated-EV (w/o roofwalk)	50 002 033
Undecorated-EV (w/roofwalk)	50 002 034
NEW PAINT SCHEMES	
Atlanta & St. Andrews Bay 10	50 002 018
BNSF 10026	50 002 019
British Columbia 1879, 1880	50 002 020-50 002 021
Chessee System "Safety #6"* 903285	50 002 022
Chessee System "Handle with Care" * 903103, 903118	50 002 023-50 002 024
Chicago & Illinois Midland 273, 276	50 002 025-50 002 026
CSX "Chicago Terminal"* 900433	50 002 027
CSX "Safety Caboose 20th Anniversary"* 903180	50 002 028
Family Lines (SCL)* 05743, 05756	50 002 029-50 002 030
New England Central 4044	50 002 031

Undecorated MSRP: \$15.95
MSRP: \$28.95



Akron, Canton & Youngstown



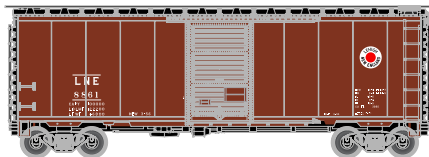
Canadian Pacific



Chicago North Western




Delaware & Hudson



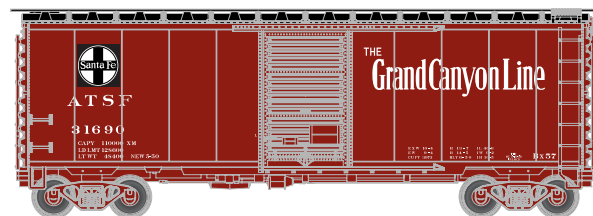
Lehigh New England



Louisville & Nashville



Santa Fe – Chief



Santa Fe - Grand Canyon



NOVEMBER 2014 ANNOUNCEMENT | 2nd QUARTER 2015 ARRIVAL

N MASTER 40' PS-1 BOX CAR WITH 6' DOORS

www.atlasrr.com/NFreight/n40boxcar2.htm

The 40' Boxcar is widely known as one of the most popular freight cars used by railroads as they transitioned from steam to diesel. In particular the Pullman Standard or PS-1 design was one of the most popular and was widely used by North American railroads. These boxcars were built beginning in 1947 and share the same basic design, with certain elements such as door size, door style or roof type varying among the different railroads and production years. When production of these cars ceased in 1963, over 100,000 had been produced.



FEATURES:

- Body mounted Accumate couplers
- Barber S-2A 50-ton trucks with metal wheels
- Separately applied ladders
- Etched metal roof walk
- 12 stiffener roof
- Ajax and Miner brake wheels
- This run features 6' doors

*CSX Licensed Product

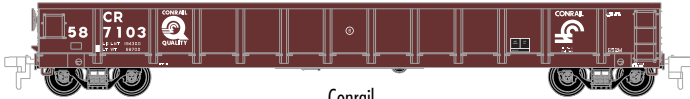
Road Name/Road Numbers	Item #
NEW BODY STYLE	
Undecorated - 6' Door / 12 Stiffener Roof	50 001 931
Akron, Canton & Youngstown 842, 704	50 001 932-50 001 933
Canadian Pacific 268804, 268943	50 001 934-50 001 935
Chicago North Western 6825, 7543	50 001 936-50 001 937
Delaware & Hudson 18707, 18494	50 001 938-50 001 939
Lehigh New England 8861, 9049	50 001 940-50 001 941
Louisville & Nashville* 18052, 18301	50 001 942-50 001 943
Santa Fe – Chief 31730, 31744	50 001 944-50 001 945
Santa Fe - Grand Canyon 31626, 31690	50 001 946-50 001 947
Undecorated MSRP:	\$21.95
MSRP:	\$27.95



Burlington Northern



Canadian National



Conrail



CSX*



Erie Lackawanna



Rio Grande

DECEMBER 2014 ANNOUNCEMENT | 3rd QUARTER 2015 ARRIVAL



N MASTER EVANS 52' GONDOLA

www.atlasrr.com/NFreight/nevgondola3.htm

The Southern Iron and Equipment Company (SIECO) of Atlanta, Georgia, began manufacturing gondolas in the mid-1970s. The Evans Company took control of SIECO in the early 1980s, producing the gondola under their own specifications. The gondola is still in use in North America today. This Atlas N scale gondola will find as many uses on your model railroad as the prototype did on the great rail lines of America.

FEATURES:

- True scale dimensions with accurate details
- Separately applied end and side ladders
- 100 Ton roller-bearing trucks with offset shank AccuMate® couplers
- Die-cast under frame
- Painting and lettering accurate for similar 52' gondolas

*CSX Licensed Product



Road Name/Road Numbers	Item #
Undecorated	50 002 032
NEW PAINT SCHEMES	
Burlington Northern 577400, 577477, 577534, 577555	50 001 895-50 001 898
Canadian National 136623, 136647, 136742, 136744	50 001 899-50 001 902
Conrail 587103, 587131, 587137, 587171	50 001 903-50 001 906
CSX* 587101, 587107, 587116, 587127	50 001 907-50 001 910
Erie Lackawanna 44466, 44543, 44562, 44599	50 001 911-50 001 914
Rio Grande 6000, 6012, 6023, 6036	50 001 915-50 001 918
Undecorated MSRP:	\$14.95
MSRP:	\$19.95



Norfolk Southern "Pier 6"




Chicago North Western



CSX (NYC)*



Union Pacific



Northern Pacific



Bessemer & Lake Erie



DECEMBER 2014 ANNOUNCEMENT

3rd QUARTER 2015 ARRIVAL

N TRAINMAN® 90 TON HOPPER

www.atlastrainman.com/NFreight/tmn90ton.htm

The Atlas 90-ton hopper is one of the more ubiquitous coal hopper cars in North America. The model fits most three bay 90- and 100-ton coal hoppers built for railroads and private carriers during the 1960s-1980s (and many still running into the 21st Century).

FEATURES:


- Colorful painting and printing
- Equipped with AccuMate® operating knuckle couplers

**CSX Licensed Product (HO models shown)*



Road Name/Road Numbers	Item #
Undecorated	50 002 037
NEW PAINT SCHEME	
Norfolk Southern "Pier 6" 146313	50 002 002
NEW ROAD NUMBERS	
Chicago North Western 135209, 135242, 135260	50 002 003-50 002 005
CSX (NYC)* 494186, 494199, 494225	50 002 006-50 002 008
Union Pacific 18108, 18114, 18126	50 002 009-50 002 011
Northern Pacific 73640, 73666, 73672	50 002 012-50 002 014
Bessemer & Lake Erie 50101, 50112, 50125	50 002 015-50 002 017
Undecorated MSRP:	\$13.95
MSRP:	\$18.95

An amazing technological feat that allows full featured sounds in an N scale switcher!



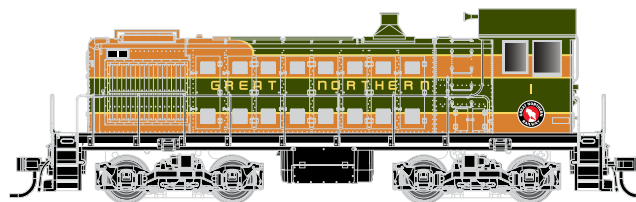
Boston & Maine



Canadian Pacific




Erie Lackawanna



Great Northern



Pennsylvania



Santa Fe



Southern

4th QUARTER 2014 ARRIVAL

**N
SCALE**

N MASTER S-2 LOCOMOTIVE

www.atlasrr.com/NLoco/ns2.htm

To Order Online: <http://shop.atlasrr.com/c-1223-n160.aspx>

Built by the American Locomotive Company (Alco) the low-hood S-2 was introduced in 1940 to replace Alco's earlier high-hood switchers. The 1000 horsepower S-2 was a turbocharged version of the S-1. There were 1,502 S-2s sold to North American Railroads. The versatility of the S-2s was evidenced by their service on mainline, shortline and industrial railroads.

FEATURES:

- Scaled from actual prototype measurements
- Option for horizontal or vertical radiator shutters
- Fine scale handrails
- Separately-applied coupler cut levers, air hoses, piping, etc.
- Directional LED lighting (includes cab rear headlight)
- Die-cast hood & chassis for improved pulling performance
- Digital-ready chassis
- Dual-flywheels for maximum performance at all speeds
- Factory-equipped with AccuMate[®] knuckle couplers
- Exceptional painting and printing

DCC OPERATION FEATURES:

- Supports all DCC-programming modes
- Flexible mapping of function keys F0 to F28.
- A total of 4 DCC function outputs are available
- Follows all NMRA DCC standards and recommended practices

Road Name/Road Numbers	Silver (DCC Ready) Item #	Gold (ESU) Item #
Undecorated	40 000 693	40 000 712
Boston & Maine 1260, 1261	40 000 694-40 000 695	40 000 713-40 000 714
Canadian Pacific 7013, 7061, 7091	40 000 696-40 000 698	40 000 715-40 000 717
Erie Lackawanna 533, 541, 542	40 000 699-40 000 701	40 000 718-40 000 720
Great Northern "Empire Builder" 1, 4	40 000 702-40 000 703	40 000 721-40 000 722
Pennsylvania 5659, 9106, 9108	40 000 704-40 000 706	40 000 723-40 000 725
Santa Fe 2350, 2357, 2367	40 000 707-40 000 709	40 000 726-40 000 728
Southern 2228, 2229	40 000 710-40 000 711	40 000 729-40 000 730

MSRP:

\$119.95

\$239.95

SOUND FUNCTIONALITY FEATURES (GOLD LOCOMOTIVES ONLY):

- Over 20 sound effects are available, including engine start-up and shutdown, prime mover sounds through all eight notches, bell, air horn, air compressor, dynamic brakes and more.
- There are 16 user-selectable horns, 2 user-selectable bells, and 2 user-selectable synchronized brake squeals.
- Manual and Automatic Notching modes with the ability to change modes "on the fly" are provided for true realism.

**NEW MODEL
FEATURING ESU
LOKSOUND!**



Chessie System*



Delaware & Hudson



Lehigh Valley



Santa Fe



Western Pacific



Family Lines (SBD)*



Penn Eastern

**N
SCALE**

3rd QUARTER 2014 ARRIVAL

N MASTER U23B LOCOMOTIVE

www.atlasrr.com/NLoco/nu23b4.htm
To Order Online: <http://shop.atlasrr.com/c-626-n118.aspx>

Powered by a V12 FDL prime mover, the 2250 hp U23B was GE's intermediate-sized four-axle road-switcher of the late 1960s through the mid 1970s. The U23B's direct competitor during this period was the very successful EMD GP38. In 10 years of production, from 1968 through 1977, a total of 481 units were produced, making this the second best seller of GE's "Universal Series" locomotives. The first units were delivered to the Delaware & Hudson in August and September 1968. CSX predecessors Chesapeake & Ohio and Louisville & Nashville had a combined fleet of 120 units, giving CSX one of the larger active fleets in later years. Penn Central, Santa Fe and Missouri Pacific also purchased sizeable fleets of U23Bs.

**NEW PAINT
SCHEMES &
ROAD NUMBERS!**

FEATURES:

- NCE Decoder (DCC models only)
- Separate coupler cut lever
- Operational low nose headlight (used where appropriate)
- Both DCC ready and DCC equipped versions
- Cab with 4 or 2 side windows (as appropriate per road name)
- Directional lighting
 - Golden white LEDs
- Painted safety rails
 - Blackened metal wheels
- Dual flywheel equipped 5-pole skewed armature motor with a low friction mechanism
- Factory-installed AccuMate® magnetic knuckle couplers!

*CSX Licensed Product

Road Name/Road Numbers	Standard Item #	DCC Item #
Undecorated w/o Low Nose HL, AAR-B Trucks	45900	_____
Undecorated w/o Low Nose HL, FB-2 Trucks	45901	_____
Undecorated w/ Low Nose HL, FB-2 Trucks	45902	_____
NEW ROAD NUMBERS		
Chessie System* 2303, 2308, 2323	40 000 651-40 000 653	40 000 672-40 000 674
Delaware & Hudson 2307, 2309, 2304	40 000 654-40 000 656	40 000 675-40 000 677
Lehigh Valley 503, 507, 509	40 000 660-40 000 662	40 000 681-40 000 683
Santa Fe 6319, 6337, 6342	40 000 666-40 000 668	40 000 687-40 000 689
Western Pacific 2254, 2256, 2261	40 000 669-40 000 671	40 000 690-40 000 692
NEW PAINT SCHEMES		
Family Lines* 2712, 2736, 2745	40 000 657-40 000 659	40 000 678-40 000 680
Penn Eastern 2202, 2204, 2206	40 000 663-40 000 665	40 000 684-40 000 686
MSRP:	\$119.95	\$154.95



Atlantic Coast Line*



Canadian Pacific



Conrail



Great Northern



Railink Canada



Reading



Union Pacific



Western Maryland*

3rd QUARTER 2014 ARRIVAL



N MASTER GP35 LOCOMOTIVE

www.atlasrr.com/NLoco/ngp3035c.htm

To Order Online: <http://shop.atlasrr.com/c-736-n722.aspx>

Built in the 1960s by the Electro-Motive Division of General Motors, the GP-30 and GP-35 locomotives were four-wheel truck road switchers that were used in heavy-haul freight services throughout the country.

NEW PAINT SCHEMES & ROAD NUMBERS!

FEATURES:

- Slow Speed Motor
- Golden-White LEDs
- Directional lighting
- Dynamic brakes
- Dual brass flywheels
- Low-friction mechanism
- Factory-installed AccuMate® magnetic knuckle couplers
- Accurate painting and lettering

*CSX Licensed Product

† Phase 1B

£ Phase 1a

Road Name/Road Numbers	Standard Item #	DCC Item #
Undecorated (w/o db) (phase 1b)	46250	_____
Undecorated (w/ db) (phase 1a)	46501	_____
NEW PAINT SCHEMES		
Atlantic Coast Line* † 909, 914	40 000 736-40 000 737	40 000 751-40 000 752
Canadian Pacific £ 5023, 5024	40 000 738-40 000 739	40 000 753-40 000 754
Railink Canada † 2210, 2211	40 000 744-40 000 745	40 000 759-40 000 760
Reading £ 3640	40 000 746	40 000 761
Western Maryland* † 501, 505	40 000 749-40 000 750	40 000 764-40 000 765
NEW ROAD NUMBERS		
Conrail £ 2268, 2321	40 000 740-40 000 741	40 000 755-40 000 756
Great Northern † 3025, 3032	40 000 742-40 000 743	40 000 757-40 000 758
Union Pacific £ 744, 794	40 000 747-40 000 748	40 000 762-40 000 763
MSRP:	\$119.95	\$154.95




Gulf, Mobile & Ohio




Santa Fe




Washington Terminal




Milwaukee Road




N de M



New Haven



New York Central*



Soo Line

(0 models shown)



3rd QUARTER 2014 ARRIVAL

N CLASSIC RS-1 LOCOMOTIVE

www.atlasrr.com/NLoco/nrs1d.htm

To Order Online: <http://shop.atlasrr.com/c-740-n74.aspx>

The RS-1 was introduced by ALCO in March of 1941 with the delivery of the first of two units to the Rock Island. Combining the accessibility of a switching locomotive and the higher-speed tracking of a road unit, the RS-1 started a revolution in locomotive design that was soon embraced by all of the major diesel-electric builders. Despite ALCO's own introduction of higher horsepower roadswitchers, the 1,000 hp RS-1 had a production span of 19 years (1941-1960) with 623 units.

FEATURES:

- Scale Speed™ motor
- Powered low friction drive
- Blackened metal wheels, dual brass flywheels
- Directional lighting
- Golden-White LEDs
- AccuMate® knuckle couplers

(Please note that the N scale RS-1 will not have DCC ready frames.)

*CSX Licensed Product



Road Name/Road Numbers

Undecorated

NEW PAINT SCHEMES

Gulf, Mobile & Ohio 1123, 1125

Milwaukee Road 870, 871

N de M 5631, 5645

New Haven 0660, 0669

New York Central* 8100, 8102

Santa Fe 2394, 2395

Soo Line 100, 105

Washington Terminal 44, 46

MSRP:

Item #

40 001 768

40 001 769-40 001 770

40 001 771-40 001 772

40 001 773-40 001 774

40 001 775-40 001 776

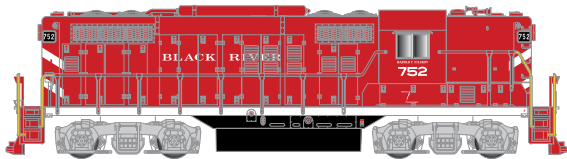
40 001 777-40 001 778

40 001 779-40 001 780

40 001 781-40 001 782

40 001 783-40 001 784

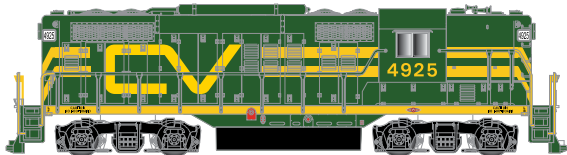
\$114.95



Black River & Western



Great Northern



Central Vermont



Soo Line



Clarendon & Pittsford



Southern Pacific



Grand Trunk Western



Vermont Railway

3rd QUARTER 2014 ARRIVAL



N MASTER GP-9 TORPEDO TUBE LOCOMOTIVE

www.atlasrr.com/NLoco/ngp9.htm

To Order Online - <http://shop.atlasrr.com/c-742-n-emd-gp9-locomotives.aspx>

Introduced in 1949, the Electro-Motive 1500hp GP-7 combined the machinery of the F7 with a hood-type carbody that offered high visibility and easy engine access. The GP-7 was used in pulling every conceivable type of train and was sometimes substituted for part of a set of cab units. The GP-9 utilized a 1750hp engine and was visually similar to the GP-7.

FEATURES:

- NCE Decoder (DCC models only)
- Powered low friction drive
- Blackened metal wheels
- Dual brass flywheels
- Directional lighting
- Golden-white LEDs
- AccuMate® couplers



NCE DECODER FEATURES:


- Silent Running™ motor drive
- Both short and long addresses can be programmed on main line (Ops mode)
- Torque Compensation for ultra smooth low speed performance
- Programmable start, mid and maximum speed CVs that work in all speed modes
- Four function outputs with lighting effects generators that allow you to select from 15 different lighting behaviors (ditch lights, Mars light, strobes, beacon, etc)

Road Name/Road Numbers	Item #	DCC Item #
Undecorated	40 001 800	
NEW PAINT SCHEMES		
Black River & Western 752	40 001 801	40 001 815
Central Vermont 4925, 4927	40 001 802-40 001 803	40 001 816-40 001 817
Clarendon & Pittsford 752	40 001 804	40 001 818
Grand Trunk Western 4900, 4901	40 001 805-40 001 806	40 001 819-40 001 820
Great Northern 679, 680	40 001 807-40 001 808	40 001 821-40 001 822
Soo Line 2551, 2553	40 001 809-40 001 810	40 001 823-40 001 824
Southern Pacific 5623, 5625	40 001 811-40 001 812	40 001 825-40 001 826
Vermont Railway 751	40 001 813	40 001 827
MSRP:	\$109.95	\$144.95

Silent Running™ Drive is a registered trademark of NCE Corporation




Family Lines (L&N)*



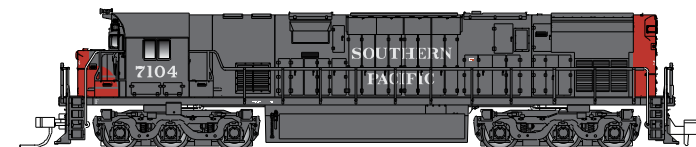
Ferrocarril Del Pacifico



Lehigh Valley




Seaboard Coast Line*



Southern Pacific



British Columbia



Pacific Great Eastern



Canadian National



3rd QUARTER 2014 ARRIVAL

N MASTER C-628/630 LOCOMOTIVE

www.atlasrr.com/NLoco/nc628b.htm

To Order Online: <http://shop.atlasrr.com/c-613-n106.aspx>

Primarily used for heavy-haul road freight service throughout the US, the C-628 generated a total of 2,750 hp, and was part of the American Locomotive Company's (ALCO) Century Locomotive Line. A total of 185 units were built by ALCO for railroads in the US, Mexico and Australia between 1963 and 1968.

During 1965 Alco started producing the 3,000 hp. Century 630 Locomotive. It was produced concurrently with the 2,800 hp. C-628, but it incorporated an advanced GE a.c. traction alternator which provided the extra 200 hp. Through the end of production in the late 1960s, a total of 133 units were produced for railroads in the US & Canada.

Road Name/Road Numbers	Analog Item #	DCC Item #
C-628 LOCOMOTIVE		
Undecorated Phase 1A	54000	40 001 987
Undecorated Phase 2A	54030	40 001 988
Undecorated Phase 2B	54060	40 001 989
NEW PAINT SCHEMES		
Family Lines (L&N)* 1402, 1406, 1408	40 001 964-40 001 966	40 001 990-40 001 992
Ferrocarril Del Pacifico 604, 607	40 001 967-40 001 968	40 001 993-40 001 994
Lehigh Valley 627, 630	40 001 969-40 001 970	40 001 995-40 001 996
Seaboard Coast Line* 2202, 2206, 2208	40 001 971-40 001 973	40 001 997-40 001 999
NEW ROAD NUMBERS		
Southern Pacific 7104, 7110, 7122	40 001 974-40 001 976	40 002 001-40 002 003
C-630 LOCOMOTIVE		
Undecorated	54200	40 002 004
NEW PAINT SCHEMES		
British Columbia 709, 717, 721	40 001 977-40 001 979	40 002 005-40 002 007
Pacific Great Eastern 701, 702, 703, 704	40 001 980-40 001 983	40 002 008-40 002 011
NEW ROAD NUMBERS		
Canadian National 2001, 2009, 2030	40 001 984-40 001 986	40 002 012-40 002 014
MSRP:	\$109.95	\$139.95

NEW PAINT SCHEMES & ROAD NUMBERS!

FEATURES:

- Golden-white LED
- Painted safety rails
- Directional lighting
- Blackened metal wheels
- Scale Speed™ motor
- DCC versions come equipped with a NCE decoder
- Factory-installed AccuMate® magnetic knuckle couplers

*CSX Licensed Product



Arizona Eastern



Amtrak "Pepsi Can"



CSX*



Seminole Gulf



BC Rail



BNSF



Southern Pacific



Santa Fe

(HO models shown)

3rd QUARTER 2014 ARRIVAL



N MASTER DASH 8-40B/BW/32BHW LOCOMOTIVE

www.atlasrr.com/NLoco/ndash840b2.htm

To Order Online: <http://shop.atlasrr.com/c-531-h729.aspx>

Built in the late 1980s by GE, the DASH 8-40B diesel locomotives were identified by their dynamic brake gear located along the roof line between the cab and engine compartment, with ventilation provided by large roof-top grilles. These four-axle, high horsepower engines are still in service today in North America.

NEW PAINT SCHEMES & ROAD NUMBERS!

FEATURES:

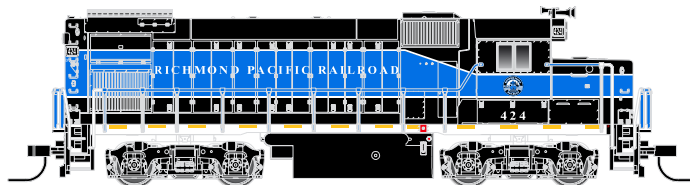
- Directional lighting
- Painted safety rails
- Blackened metal wheels
- Factory-equipped with AccuMate® knuckle couplers
- Scale Speed™ motor
- Golden-white LEDs
- Standard cab or gull wing cab as appropriate
- Two versions: Decoder-equipped (NCE) or non-decoder equipped

*CSX Licensed Product

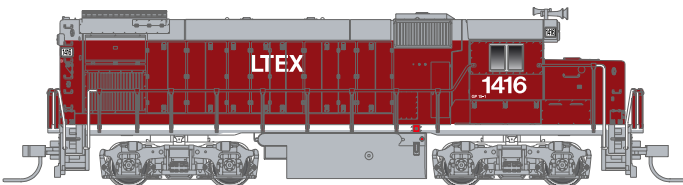
Road Name/Road Numbers	Standard Item #	DCC Item #
DASH 8-40B LOCOMOTIVES		
Undecorated	48700	_____
NEW PAINT SCHEMES		
Arizona Eastern 4000, 4003, 4008	40 000 470-40 000 472	40 000 495-40 000 497
NEW ROAD NUMBERS		
BC Rail 3904, 3906, 3909	40 000 473-40 000 475	40 000 498-40 000 500
CSX* 5965, 5970, 5972	40 000 476-40 000 478	40 000 501-40 000 503
Seminole Gulf 590, 591, 592	40 000 479-40 000 481	40 000 504-40 000 506
Southern Pacific 8003, 8026, 8035	40 000 482-40 000 484	40 000 507-40 000 509
DASH 8-40BW LOCOMOTIVES		
Undecorated	48800	_____
Undecorated - Gull Wing Cab	52416	_____
NEW ROAD NUMBERS		
BNSF "H3" 516, 524, 563	40 000 486-40 000 488	40 000 511-40 000 513
Santa Fe 530, 572, 580	40 000 489-40 000 491	40 000 514-40 000 516
DASH 8-32BHW LOCOMOTIVES		
Undecorated	48830	_____
NEW ROAD NUMBERS		
Amtrak "Pepsi Can" 500, 508, 519	40 000 492-40 000 494	40 000 517-40 000 519
MSRP:	\$129.95	\$169.95



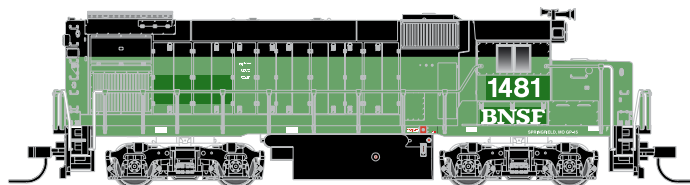
Apalachicola Northern



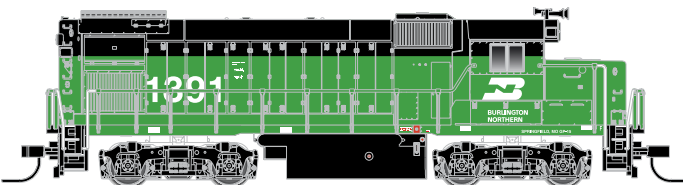
Richmond & Pacific



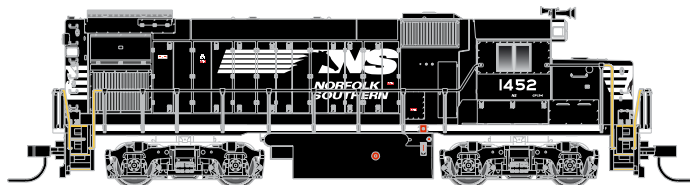
Larry's Truck & Electric



BNSF



Burlington Northern



Norfolk Southern



3rd QUARTER 2014 ARRIVAL

N TRAINMAN® GP15-1 LOCOMOTIVE

www.atlastrainman.com/NLoco/tmngp15-1.htm

To Order Online: <http://shop.atlasrr.com/c-646-n136.aspx>

Built between 1976 and 1982, the EMD GP15-1 4-axle diesel locomotive was powered by a 12-cylinder EMD 645E engine that generated 1,500hp. It was commonly used as a light road switcher or a yard switcher.

A total of 310 units were built for American railroads.

FEATURES:

- Scale dimensions and details
- Directional lighting
- DCC Ready
- Blackened metal wheels
- Dual flywheel equipped 5-pole skewed armature motor with a low friction mechanism
- Factory-installed AccuMate® magnetic knuckle couplers

*CSX Licensed Product

Road Name/Road Numbers

Road Name/Road Numbers	Item #
Undecorated	52600
NEW PAINT SCHEMES	
Larry's Truck & Electric (LTEX) 1416, 1427	40 001 785-40 001 786
Richmond & Pacific 423, 424	40 001 787-40 001 788
BNSF 1475, 1481	40 001 789-40 001 790
Burlington Northern 1391, 1395	40 001 791-40 000 792
Norfolk Southern 1446, 1452	40 001 793-40 001 794
Apalachicola Northern 720, 721, 722	40 001 795-40 001 797

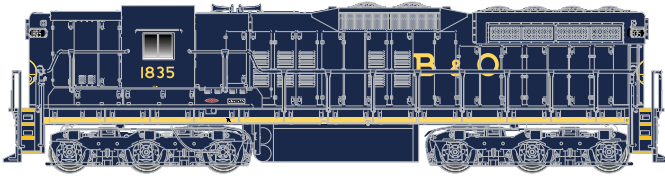
Undecorated MSRP:

\$89.95

MSRP:

\$94.95

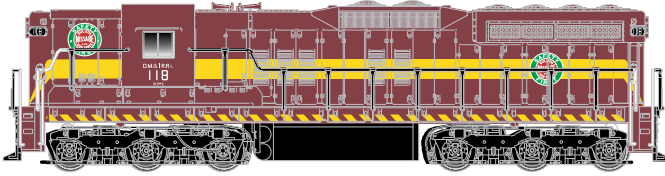




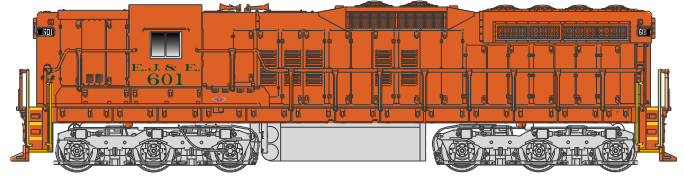
Baltimore & Ohio*



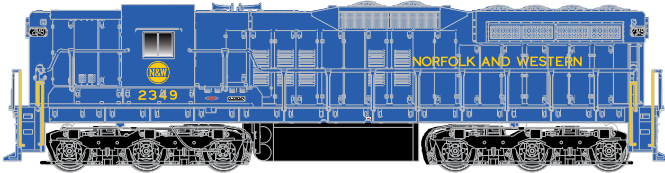
Chicago & Illinois Midland



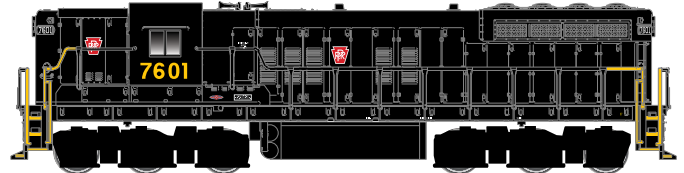
Duluth, Missabe & Iron Range




Elgin, Joliet & Eastern



Norfolk & Western



Pennsylvania



Rio Grande

4th QUARTER 2014 ARRIVAL



N MASTER SD-9 LOCOMOTIVE

www.atlasrr.com/NLoco/nsd9b.htm

To Order Online: <http://shop.atlasrr.com/c-762-n95.aspx>

Built by EMD between 1954 and 1959, the SD-9 6-axle road switchers produced 1,750 HP and were used primarily for freight service throughout the US, both on main and secondary lines. Many SD-9 locomotives are still in service today, serving as road switchers for shortline & industrial railroads, and as yard switchers for major "Class 1" lines.

FEATURES:

- Scale Speed™ motor
- Powered low friction drive
- Blackened metal wheels
- Dual brass flywheels
- Directional lighting
- Golden-white LEDs
- DCC versions come equipped with a NCE decoder
- Body-mounted AccuMate® couplers

*CSX Licensed Product

Road Name/Road Numbers	Item #	DCC Item #
Undecorated w/o DB	53500	_____
Undecorated w/ DB	53501	_____
NEW PAINT SCHEMES		
Baltimore & Ohio 1835, 1840	40 001 828-40 001 829	40 001 842-40 001 843
Chicago & Illinois Midland 50, 54	40 001 830-40 001 831	40 001 844-40 001 845
Duluth, Missabe & Iron Range 102, 118	40 001 832-40 001 833	40 001 846-40 001 847
Elgin, Joliet & Eastern 601, 604	40 001 834-40 001 835	40 001 848-40 001 849
Norfolk & Western 2344, 2349	40 001 836-40 001 837	40 001 850-40 001 851
Pennsylvania 7601, 7605	40 001 838-40 001 839	40 001 852-40 001 853
Rio Grande 5305, 5313	40 001 840-40 001 841	40 001 854-40 001 855

MSRP:

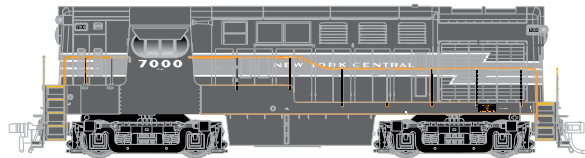
\$114.95

\$149.95

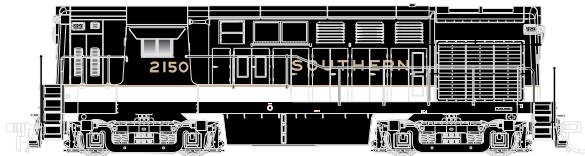




New Haven



New York Central*



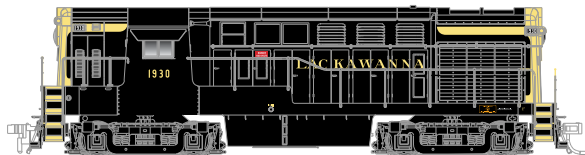
Southern



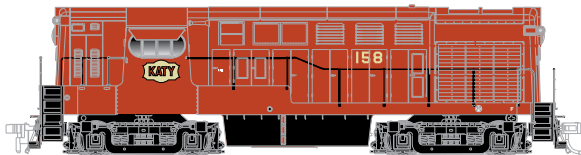
Santa Fe



Chihuahua al Pacifico



Erie Lackawanna (DL&W Transition)



MKT (late repaint)**

**N
SCALE**

4th QUARTER 2014 ARRIVAL

N MASTER H16-44 LOCOMOTIVE

www.atlasrr.com/NLoco/nh151644a.htm
To Order Online: <http://shop.atlasrr.com/c-759-n92.aspx>

In the late 1940s, the design team at Fairbanks-Morse (FM) set out to develop an 8-cylinder 1,500-horsepower all-purpose road switcher using their opposed-piston diesel engine design. By September 1947 FM had produced the first H15-44 locomotive in the form of Demonstrator "FM 1500". The hood-unit style body included distinctive features such as slightly sloped ends, rounded corners, oval cab-side windows and a raised, rounded headlight base on each end.

FEATURES:

- Scale Speed™ motor
- Painted safety rails
- Blackened metal wheels
- Golden-white LED headlights
- Factory-equipped with AccuMate® knuckle couplers
- Bi-directional red and green LED classification lights that work in DCC and analog mode
- Two versions: Decoder-equipped or non-decoder equipped with PC board designed for easy conversion to DCC in the future if desired
- DCC versions come equipped with a NCE decoder

NEW PAINT SCHEMES & ROAD NUMBERS!

Road Name/Road Numbers	Standard Item #	DCC Item #
H16-44 LOCOMOTIVE- EARLY BODY		
Undecorated - Early Body & Cab, w/Sill Mounted Handrail	40 001 856	40 001 879
NEW ROAD NUMBERS		
New Haven 590, 592, 593	40 001 857-40 001 859	40 001 880-40 001 882
NEW PAINT SCHEMES		
New York Central* 7000, 7003, 7011	40 001 860-40 001 862	40 001 883-40 001 885
Southern 2150, 2152, 2153	40 001 863-40 001 865	40 001 886-40 001 888
H16-44 LOCOMOTIVE- LATE BODY		
Undecorated - Late Body/Square Window Cab, w/Body & Sill Mounted Handrails	40 001 866	40 001 889
NEW ROAD NUMBERS		
Santa Fe 3010, 3013, 3017	40 001 867-40 001 869	40 001 890-40 001 892
NEW PAINT SCHEMES		
Chihuahua al Pacifico 526, 529, 531	40 001 870-40 001 872	40 001 893-40 001 895
Erie Lackawanna (DL&W Transition) 1930, 1934	40 001 873-40 001 874	40 001 896-40 001 897
MKT (late repaint)** 158, 159, 160	40 001 876-40 001 878	40 001 899-40 001 901
MSRP:	\$119.95	\$159.95

*CSX Licensed Product

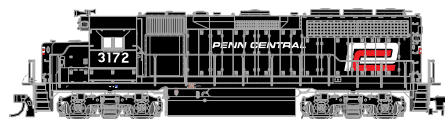
** MKT model will feature the round window cab (Photos shown from previous runs)



Canadian National



Penn Central



Penn Central



Rio Grande



Soo Line



The ROCK



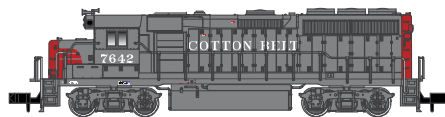
CSX*



Ontario Northland



Western Pacific



Cotton Belt



Iowa, Chicago & Eastern

4th QUARTER 2014 ARRIVAL



N MASTER GP40/GP40-2 LOCOMOTIVE

www.atlasrr.com/NLoco/ngp40.htm

To Order Online: <http://shop.atlasrr.com/c-736-n722.aspx>

The GP40 was produced the Electro Motive Division in the late 1960s and early 1970s, the GP40 was a 3000 horsepower locomotive best characterized by the three full size radiator fans on the rear of the roof.

The GP40-2 was the successor to the popular EMD GP40. The GP40-2 had mostly internal changes but several outside details varied as well. Such details include bolted down battery box covers and a roof that extends slightly beyond the rear of the cab.



FEATURES:

- Directional lighting
- Walkway safety tread
- Blackened metal wheels
- Scale Speed™ motor
- Factory-equipped with AccuMate® knuckle couplers
- Dynamic brakes (as appropriate by railroad)
- DCC versions come equipped with a NCE decoder
- Golden-white LEDs

(HO models shown)

Road Name/Road Numbers	Item #	DCC Item #
GP40 LOCOMOTIVE		
Undecorated w/o DB	48500	_____
Undecorated w/ DB	48501	_____
NEW PAINT SCHEMES		
Canadian National 9302, 9309, 9316	40 001 902-40 001 904	40 001 934-40 001 936
Penn Central 3066, 3047	40 001 905-40 001 906	40 001 937-40 001 938
Penn Central 3172	40 001 907	40 001 939
Rio Grande 3051, 3054, 3060	40 001 908-40 001 910	40 001 940-40 001 942
Soo Line 732, 733, 735	40 001 911-40 001 913	40 001 943-40 001 945
The ROCK 3001, 3000, 373	40 001 914-40 001 916	40 001 946-40 001 948
GP40-2 LOCOMOTIVE		
Undecorated w/o DB	40 001 917	_____
Undecorated w/ DB	40 001 918	_____
NEW PAINT SCHEMES		
CSX* 4402, 4409, 4442	40 001 919-40 001 921	40 001 949-40 001 951
Ontario Northland 2200, 2201, 2202	40 001 922-40 001 924	40 001 952-40 001 954
Western Pacific 3546, 3548, 3549	40 001 925-40 001 927	40 001 955-40 001 957
Cotton Belt 7629, 7642, 7633	40 001 928-40 001 930	40 001 958-40 001 960
Iowa, Chicago & Eastern 4201, 4202, 4204	40 001 931-40 001 933	40 001 961-40 001 963
MSRP:	\$119.95	\$154.95



Brinks & Sons



Genesee Brewing Company



Goetz Country Club Special



Marshall Canning Company



Pacific Great Eastern



Wisconsin Canners Association

**N
SCALE**

3rd QUARTER 2014 ARRIVAL

N MASTER 40' WOOD REEFER

www.atlasrr.com/NFreight/nreefer12.htm
To Order Online: <http://shop.atlasrr.com/c-753-n85.aspx>

This highly detailed model is based on the 40' wood refrigerator cars built by Pullman for the Northern Refrigerator Car Co. in 1930. With its rooftop ice hatches, USRA-style fish belly underframe and vertical brake shaft, it is representative of the thousands of similar cars that were built during the "Billboard" era of American railroads.

NEW PAINT SCHEMES!

FEATURES:

- Accurate painting and printing including door hinges, ladders, grab irons and end straps
- Opening roof hatches
- Realistic handle and latch detail
- Wood grain finish detail on carbody
- Ready-to-run
- 40-ton friction bearing trucks with AccuMate® couplers

Road Name/Road Numbers	Item #
Undecorated	41400
NEW PAINT SCHEMES	
Brinks & Sons 8050, 8052	50 001 746-50 001 747
Genesee Brewing Company 101, 102	50 001 748-50 001 749
Goetz Country Club Special 14312, 14313	50 001 750-50 001 751
Marshall Canning Company 1934, 1933	50 001 752-50 001 753
Pacific Great Eastern 811, 819	50 001 754-50 001 755
Wisconsin Canners Association 40625, 40626	50 001 756-50 001 757
Undecorated MSRP:	\$15.95
MSRP:	\$26.95



Baltimore & Ohio*



Conrail (MOW)



Erie Lackawanna



Ferrocarril del Pacifico



Lehigh & New England



Missouri Pacific



Monon



Norfolk & Western



Soo Line

3rd QUARTER 2014 ARRIVAL



N TRAINMAN® C&O CABOOSE

www.atlastrainman.com/NFreight/tmncaboose.htm

To Order Online: <http://shop.atlasrr.com/c-648-center-cupola-caboose.aspx>

The first all-steel cabooses built for the Chesapeake & Ohio Railroad were produced in 1937 by the Magor Car Corporation in Clifton, N.J. Magor, along with St. Louis Car Company and ACF, ultimately built a total of 350 cabooses for the C&O using a similar design. The last were produced in 1949. Through subsequent rebuilding and modernization, many remained in service through the end of regular caboose usage in the 1980s. Cabooses of a similar design were also built for Pere Marquette, Missouri Pacific and Chicago & Eastern Illinois.

NEW PAINT SCHEMES!

FEATURES:

- Crisply molded body detail
- Weighted, detailed underframe
- Equipped with AccuMate® knuckle couplers
- Window glazing

*CSX Licensed Product

Road Name/Road Numbers	Item #
Undecorated	39800
NEW PAINT SCHEMES	
Baltimore & Ohio* 3050	50 001 772
Conrail (MOW) 46114, 46137	50 001 773-50 001 774
Erie Lackawanna C119, C141	50 001 775-50 001 776
Ferrocarril del Pacifico 15216, 15225	50 001 777-50 001 778
Lehigh & New England 581, 582	50 001 779-50 001 780
Missouri Pacific 910, 921	50 001 781-50 001 782
Monon 81506, 81508	50 001 783-50 001 784
Norfolk & Western 518404, 518407	50 001 785-50 001 786
Soo Line 273, 274	50 001 787-50 001 788
Undecorated MSRP:	\$15.95
MSRP:	\$21.95



**N
SCALE**

3rd QUARTER 2014 ARRIVAL

N TRAINMAN® PS-2 COVERED HOPPER

www.atlastrainman.com/NFreight/tmmps2.htm

To Order Online: <http://shop.atlasrr.com/c-689-n36.aspx>

Built by Pullman Standard starting in the late 1940s and into the 1950s, the PS-2 Covered Hoppers were used to transport granular bulk commodities, such as cement, soda ash, sand and grain.

**NEW PAINT
SCHEMES!**

FEATURES:

- 50-ton friction bearing or 70-ton roller bearing (where appropriate by road name)
- Intricate brake detail
- Accumate® couplers
- Fine painting and printing

Road Name/Road Numbers	Item #
Undecorated	50 001 817
NEW PAINT SCHEMES	
Chicago & North Western 4018, 4021	50 001 818-50 001 819
Chicago Great Western 701, 705	50 001 820-50 001 821
Monon 30623, 30629	50 001 822-50 001 823
Norfolk & Western 71328, 71337	50 001 824-50 001 825
Southern 95507, 95534	50 001 826-50 001 827
Southern Pacific 401163, 401339	50 001 828-50 001 829
Stauffer Chemical 31340, 31344	50 001 830-50 001 831
Undecorated MSRP:	\$12.95
MSRP:	\$15.95



Allied Waste



East Carbon-DSEX



USA Waste

3rd QUARTER 2014 ARRIVAL

**N
SCALE**

N TRAINMAN® PLUS 85' TRASH FLAT

www.atlastrainman.com/NFreight/tmn85flatcar.htm

To Order Online: <http://shop.atlasrr.com/c-658-n149.aspx>

An increased use of shipping containers during the 1970s led to new designs of railway cars for carrying them. The standard cars used at the time were full plate-deck 85' and 89' flat cars with 70-ton trucks. However, each 20-foot international shipping container of the era could gross some 25 tons – thus a flat car carrying four at maximum gross would be 100 tons. In an effort to address this weight issue, new flat cars with open decks and 100 ton trucks were placed in service and eventually used for a new railroad commodity – trash containers.

Atlas' new 85' model follows the open-deck flat design commonly seen in trash trains around the United States. The model also follows the prototypes used in international container service.

Perfect for use with Atlas' 20' MSW Trash Containers – See Page 82 of this catalog!

FEATURES:

- Open deck design
- Container pedestals
- True scale dimensions with accurate details
- Weighted, detailed underframes
- 100-ton trucks equipped with free-rolling wheels
- Accurate painting and printing

Road Name/Road Numbers

Undecorated

NEW ROAD NUMBERS

Allied Waste 20195, 20202, 20477

East Carbon-DSEX 7114, 7122, 7136

USA Waste 20269, 20294, 20342

Item #

50 001 144

50 001 675-50 001 677

50 001 678-50 001 680

50 001 681-50 001 683


Undecorated MSRP:

\$21.95

MSRP:

\$26.95

**NEW ROAD
NUMBERS!**



**N
SCALE**

3rd QUARTER 2014 ARRIVAL

N TRAINMAN® 20' HIGH CUBE TRASH CONTAINERS

www.atlastrainman.com/NFreight/tmn20container.htm

To Order Online: <http://shop.atlasrr.com/c-657-n148.aspx>

In the past decade there has been a significant increase in moving municipal solid waste (MSW) on railroads. One of the vehicles commonly seen in this service is the 20' MSW container.

The more commonly seen ISO 20' intermodal containers are used for transporting new-products from country-to-country. The 20' MSW intermodal container differs greatly from its ISO 20' relative by being much taller and having a top lid. The 20' MSW containers are 12 foot tall (compared to 8.5' tall on the ISO 20's).

20' MSW containers usually travel in large blocks or solid trains on 80- and 89-foot flat cars. There have been no reported cases of double stacking as this would probably exceed most railroad height restrictions.

The MSW container design is based on a steel frame incorporating ISO components for interchangeability. Each container is equipped with fork lift pockets for loading, unloading and moving around transfer facilities. Each container is also equipped with a fire port on one side.

A perfect fit for Atlas' Trainman Plus HO 85' Trash Flat Car – See Page 81 of this catalog!

FEATURES:

- Prototypical paint schemes
- Simulated forklift pockets
- Detailed chain securement
- Fire port on one side

Each set contains 4 assorted road numbers.

**NEW PAINT
SCHEMES &
ROAD NUMBERS!**

Road Name/Road Numbers

Item #

NEW ROAD NUMBERS

AWIU Set #5 (Red Stripe)	50 001 684
AWIU Set #6 (Red Stripe)	50 001 685
DSEU Set #5	50 001 686
DSEU Set #6	50 001 687
USWX Set #5	50 001 688
USWX Set #6	50 001 689

NEW PAINT SCHEMES

DSWU Set #1	50 001 690
DSWU Set #2	50 001 691

MSRP:

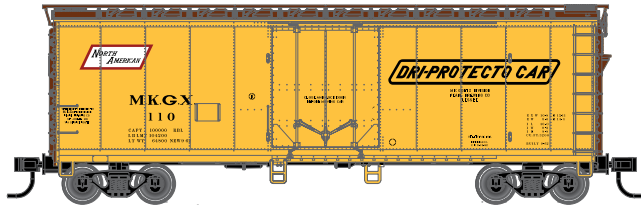
\$20.95



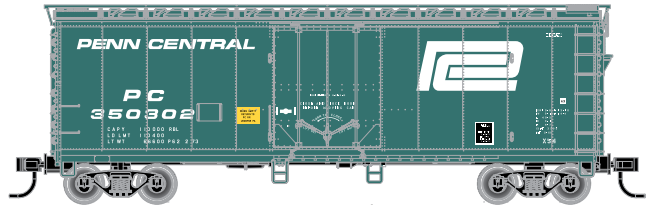
Merchants Despatch (PVYX)



Mountain Pine Lumber Company



North American Car Company "Dri-Protecto"



Penn Central



Pennsylvania



Transport Leasing Company

4th QUARTER 2014 ARRIVAL



N TRAINMAN® 40' PLUG DOOR BOX CAR

www.atlastrainman.com/NFreight/tmn40plugdoor.htm

To Order Online: <http://shop.atlasrr.com/c-650-n14.aspx>

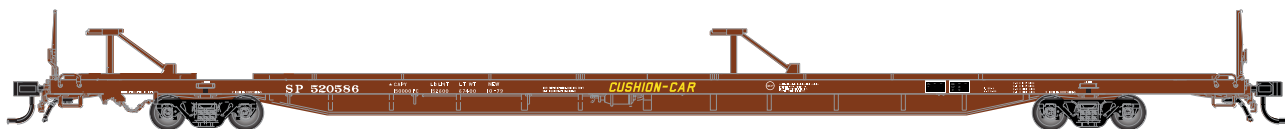
Built by American Car & Foundry in the late 1960s and early 1970s, the 60' Auto Parts Box Cars serviced assembly plants and component suppliers across the nation. The cars were equipped with either single or double doors, offering easy access to the freight inside, serving the auto industry well with their versatility. Many of these cars can still be found in service today throughout North America.

FEATURES:

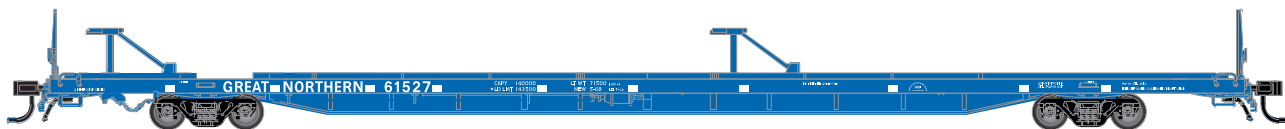
- Prototypical painting and lettering
- AccuMate® couplers
- Roller-bearing or friction-bearing trucks where appropriate
- And more!



Road Name/Road Numbers	Item #
Undecorated	3300
NEW PAINT SCHEMES	
Merchants Despatch (PVYX) 394, 400	50 001 805-50 001 806
Mountain Pine Lumber Company 2201, 2220	50 001 807-50 001 808
North American Car Company "Dri-Protecto" 104, 110	50 001 809-50 001 810
Penn Central 350133, 350295	50 001 811-50 001 812
Pennsylvania 19103, 19174	50 001 813-50 001 814
Transport Leasing Company 10, 15	50 001 815-50 001 816
Undecorated MSRP:	\$13.95
MSRP:	\$17.95



Southern Pacific



Great Northern



ECDC Environmental



Trailer Train

**N
SCALE**

4th QUARTER 2014 ARRIVAL

N MASTER 89' FLAT CAR

www.atlasrr.com/NFreight/n89flatcar2.html

To Order Online: <http://shop.atlasrr.com/c-662-n152.aspx>

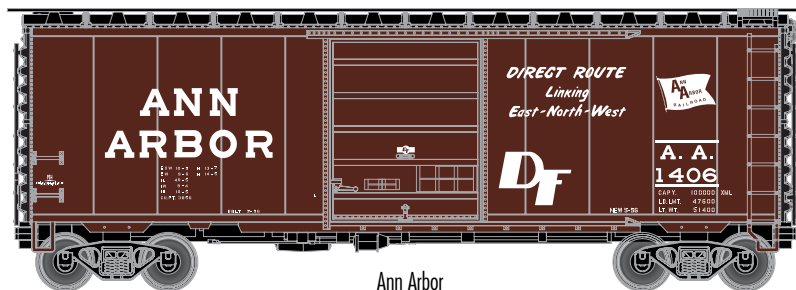
The ACF® 89' 4" flat car was introduced in the late 60s as a result of a continuing need for more intermodal platform capacity. The Atlas model is based on the 1973 version that was originally designed to carry two trailers or combinations with containers. The cars have been used by Trailer Train and various railroads in intermodal service since that time. Many of these were modified in the late 80s to accept longer trailers. Most of those remaining in TTX service, today, have been modified with three hitches to accommodate up to three shorter package trailers.

FEATURES:


- Based on ACF Plans
- Two different styles of hitch
- Container pedestals
- Correct model year jack pads
- Minimum recommended radius 13"
- AccuMate couplers

**NEW PAINT
SCHEMES!**


Road Name/Road Numbers	Item #
Undecorated (Mid/End Hitches)	50 001 728
Undecorated (Containers)	50 001 729
89'4" FLAT CAR (MID/END HITCHES) - NEW PAINT SCHEMES	
Southern Pacific 520565, 520575, 520586	50 001 731-50 001 733
Great Northern 61525, 61527, 61531, 61533	50 001 734-50 001 737
89'4" FLAT CAR (CONTAINERS) - NEW PAINT SCHEMES	
ECDC Environmental 20001, 20004, 20012, 20041	50 001 738-50 001 741
Trailer Train 976000, 976041, 976074, 976119	50 001 742-50 001 745
Undecorated MSRP:	\$21.95
MSRP:	\$26.95



Ann Arbor




Atlanta & West Point*



Central of Georgia



Great Northern



Louisville & Nashville*



Rock Island



Virginian

4th QUARTER 2014 ARRIVAL



N MASTER 40' PS-1 BOX CAR WITH 8' DOORS

www.atlasrr.com/NFreight/n40ps1boxcar4.htm

To Order Online: <http://shop.atlasrr.com/c-683-n300.aspx>

The 40' Boxcar is widely known as one of the most popular freight cars used by railroads as they transitioned from steam to diesel. In particular the Pullman Standard or PS-1 design was one of the most popular and was widely used by North American railroads. These boxcars were built beginning in 1947 and share the same basic design, with certain elements such as door size, door style or roof type varying among the different railroads and production years. When production of these cars ceased in 1963, over 100,000 had been produced.

This run of N 40' PS-1 Boxcars features 8' doors.



FEATURES:

- Body Mounted Accumate Couplers
- Barber S-2A 50-ton Trucks with Metal Wheels - Separately Applied Ladders
- Etched Metal Roof Walk
- 12 Stiffener Roof
- Ajax and Miner Brake Wheels
- This run features 8', 6 panel Superior, 8' Pullman and 8' Youngstown Doors.
- Undecorated items will come with all three doors: 8', 6 panel Superior, 8' Pullman and 8' Youngstown Doors and both brake wheels: Ajax and Miner.

*CSX Licensed Product

Road Name/Road Numbers	Item #
Undecorated - 8' Door / 12 Stiffener Roof	50 001 314
NEW PAINT SCHEMES	
Ann Arbor 1301, 1338	50 001 758-50 001 759
Atlanta & West Point 38011, 38020	50 001 760-50 001 761
Central of Georgia 7002, 7260	50 001 762-50 001 763
Great Northern 39404, 39409	50 001 764-50 001 765
Louisville & Nashville* 46774, 46778	50 001 766-50 001 767
Rock Island 5847, 5850	50 001 768-50 001 769
Virginian 63003, 63042	50 001 770-50 001 771
Undecorated MSRP:	\$21.95
MSRP:	\$27.95



BNSF




Burlington Northern



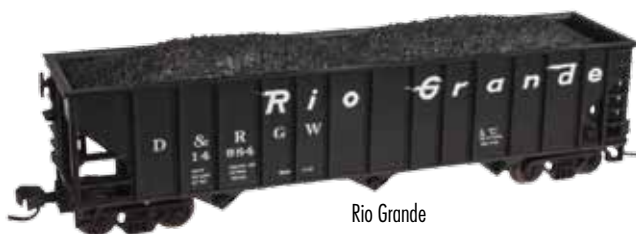
Clinchfield*



Conrail Quality



Norfolk & Western



Rio Grande

**N
SCALE**

4th QUARTER 2014 ARRIVAL

N TRAINMAN® 90 TON HOPPER

www.atlastrainman.com/NFreight/tmn90ton.htm

To Order Online: <http://shop.atlasrr.com/c-638-n13.aspx>

The Atlas 90-ton hopper is one of the more ubiquitous coal hopper cars in North America. The model fits most three bay 90- and 100-ton coal hoppers built for railroads and private carriers during the 1960s-1980s (and many still running into the 21st Century).

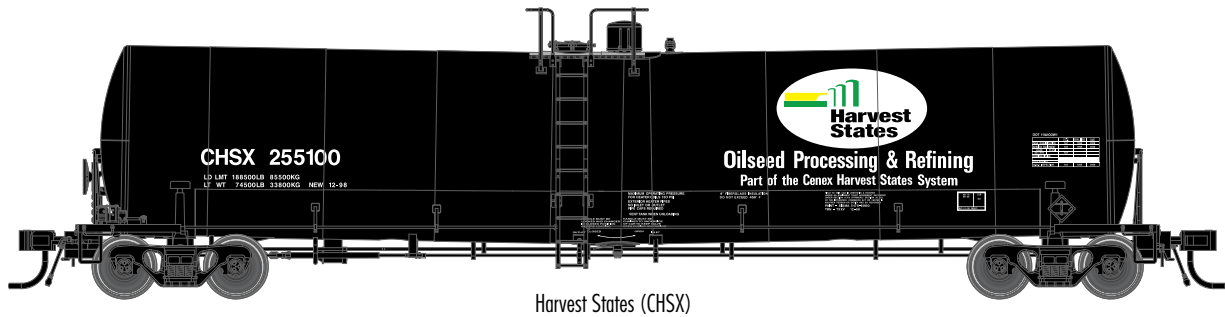
FEATURES:

- Colorful painting and printing
- Equipped with AccuMate® operating knuckle couplers

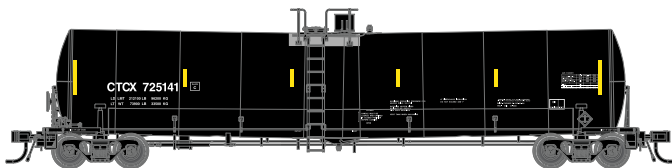
*CSX Licensed Product (Models from previous runs shown)

**NEW ROAD
NUMBERS!**

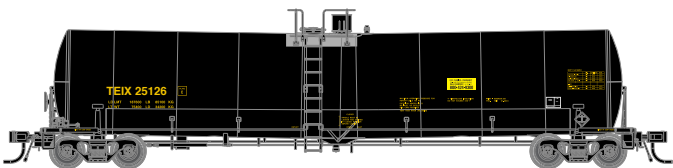
Road Name/Road Numbers	Item #
Undecorated	3260
NEW ROAD NUMBERS	
BNSF 618136, 618106, 618212	50 001 832-50 001 834
Burlington Northern 542035, 542052, 542066	50 001 835-50 001 837
Clinchfield* 54406, 54435, 54452	50 001 838-50 001 840
Conrail Quality 495044, 495189, 495197	50 001 841-50 001 843
Norfolk & Western 12042, 12100, 12109	50 001 844-50 001 846
Rio Grande 14904, 14920, 14924	50 001 847-50 001 849
Undecorated MSRP:	\$13.95
MSRP:	\$18.95



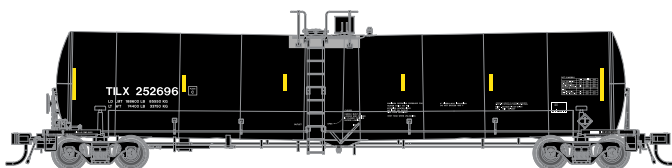
Harvest States (CHSX)



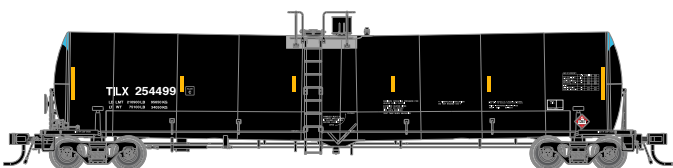
CTCX (CIT Group)



Transportation Equipment



TILX (Vegetable Oil)



TILX (Crude Oil)

4th QUARTER 2014 ARRIVAL



N MASTER 25,500 GALLON VEGETABLE OIL TANK CAR

www.atlasrr.com/nFreight/n25500tankcar3.htm

To Order Online: <http://shop.atlasrr.com>

Atlas' model of the Trinity 25,500 gal, insulated, general-purpose design. This was introduced in 1986 and production continues today. There are at least 13,000 presently in service. Typical commodities include vegetable oil, tallow, styrene, benzene, asphalt, biodiesel, acrylates, and numerous other chemicals.

FEATURES:

- Accurate painting and printing
- Numerous detail fittings and components specific to prototype
- Highly detailed body with prototypical jacket seams
- See-through walkway and top platform grating

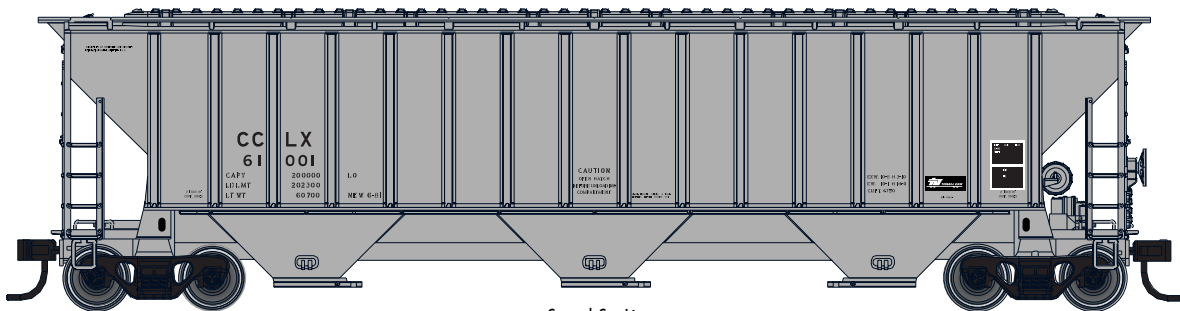


Road Name/Road Numbers	Item #
Undecorated #7 (Transportation Equipment/TILX Crude Oil Style)	50 000 235
Undecorated #8 (TILX Vegetable Oil Style)	50 000 236
Undecorated #9 (CTCX Style)	50 000 237
Undecorated #11 (Harvest States style)	50 000 704

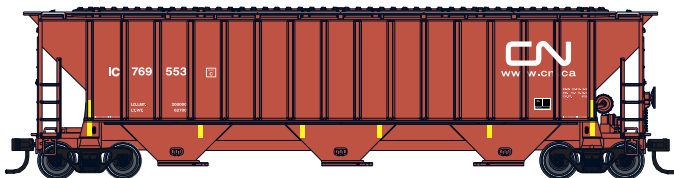
NEW PAINT SCHEMES

Harvest States (CHSX) 255001, 255098, 255100	50 001 713-50 001 715
CTCX (CIT Group) 725117, 725141, 725396	50 001 716-50 001 718
Transportation Equipment 25116, 25126, 25145	50 001 719-50 001 721
TILX (Vegetable Oil) 252645, 252696, 252705	50 001 722-50 001 724
TILX (Crude Oil) 254290, 254499, 2545589	50 001 725-50 001 727

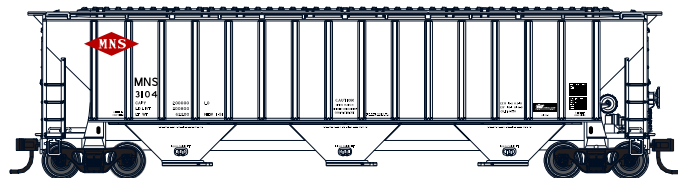
Undecorated MSRP: \$23.95
MSRP: \$29.95




Crystal Car Line



Canadian National



Minneapolis, Northfield and Southern



Reading Blue Mountain & Northern



4th QUARTER 2014 ARRIVAL

N TRAINMAN® THRALL 4750 COVERED HOPPER

www.atlastrainman.com/NFreight/tmnthrall4750.htm
To Order Online: <http://shop.atlasrr.com>

This covered hopper model is based on a late 1970s 263,000 lbs GRL (Gross Rail Loading) 4750 cubic-foot capacity designed by Thrall Car primarily for grain transport.

FEATURES:

- Weighted body
- Equipped with AccuMate® Knuckle Couplers
- Accurate painting and lettering



Road Name/Road Numbers	Item #
Undecorated	50 000 027
NEW PAINT SCHEMES	
Crystal Car Line 61001, 61010, 61066, 61100	50 001 789-50 001 792
Canadian National 769553, 769567, 769587, 769605	50 001 793-50 001 796
Minneapolis, Northfield and Southern 3100, 3104, 3131, 3143	50 001 797-50 001 800
Reading Blue Mountain & Northern 9981, 9993, 9994, 9997	50 001 801-50 001 804
Undecorated MSRP:	\$13.95
MSRP:	\$18.95
Reading Blue Mountain & Northern MSRP:	\$23.95

ATLAS TRACK

N TRACK & ACCESSORIES LISTING

• PRICES SUBJECT TO CHANGE WITHOUT NOTICE •

ITEM#	DESCRIPTION	MSRP/ UNIT
HO & N GAUGE LAYOUT BOOKS		
0104	Atlas All Scales Track Catalog	\$2.00
0004	Atlas Fantastic Layouts Booklet	\$1.95
0006	Intro to N Scale Model Railroading	\$7.95
0007	Nine N Scale Railroads	\$8.95
0009	Beginners Guide to HO Model Railroading	\$7.95
0011	HO Layouts for Every Space	\$8.95
0012	The Complete Atlas Wiring Book	\$8.95
0013	Seven Step by Step HO Railroads	\$8.95
0014	HO King Size Plan Book	\$13.95
0015	Blueprints for Ten HO True Track Layouts	\$4.95
0360	N Scale Track Planning Templates	\$4.50
0361	HO Scale Track Planning Templates	\$5.95
70 000 018	Railborne Trash and Waste Containers of NJ	\$19.95
HO & N SCALE ELECTRICAL COMPONENTS & ACCESSORIES		
0056	Switch Control Box	\$5.50
0057	Deluxe Switch Control Box	\$14.25
0200	Snap Relay	\$14.25
0201	#3 Spade Connectors (24 pcs.)	\$5.95
0205	Connector	\$10.95
0210	Twin	\$10.95
0215	Selector	\$10.95
0220	Controller	\$11.55
0309	Atlas Universal Power Pack	\$44.95
0312	5 Conductor Ribbon Wire (50 ft.)	\$26.50
0315	Black Wire (Stranded; #20 AWG;50' Spool)	\$9.95
0316	Red Wire (Stranded; #20 AWG;50' Spool)	\$9.95
0317	Green Wire (Stranded; #20 AWG;50' Spool)	\$9.95
0318	Yellow Wire (Stranded; #20 AWG;50' Spool)	\$9.95
0319	Lt. Blue Wire (Stranded; #20 AWG;50' Spool)	\$9.95
HO & N SCALE TRACK ACCESSORIES & LUBRICANTS		
0190	Atlas Gear Lubricant (1/2 oz.)	\$11.95
0191	Atlas Heavy-Duty Motor Bearing Lubricant (1 oz.)	\$15.50
0192	Atlas Conducta Lube Cleaner (1 oz.)	\$15.50
0193	Loco & Track Maintenance 3-Pack (Contains one each of 190, 191, 192)	\$38.50
0194	Track Cleaning Fluid (1 oz.)	\$10.95
0400	Super Saw	\$4.75
2540	Track Nails (2 oz. unit pack)	\$5.50
N GAUGE CODE 80 TRACK - BLACK TIES, NICKEL SILVER RAIL		
2500	Super-Flex® Track	\$4.50
2501	5" Straight Snap-Track® (6 pcs.)	\$4.25
2509	Straight Snap-Track® Assortment	\$5.25
2510	9/4" Radius Snap-Track® (6 pcs.)	\$4.25
2511	1/2 - 9/4" Radius Snap-Track® (6 pcs.)	\$3.50
2513	5" Straight Snap-Track® - Bulk - 1 pc.	\$0.60
2514	9/4" Radius Snap-Track® - Bulk - 1 pc.	\$0.60
2515	11" Radius Snap-Track® - Bulk - 1 pc.	\$0.60
2516	19" Radius Snap-Track® - Bulk - 1 pc.	\$0.60

ITEM#	DESCRIPTION	MSRP/ UNIT
N GAUGE CODE 80 TRACK - BLACK TIES, NICKEL SILVER RAIL		
2517	Rerailer - Bulk - 1 pc.	\$1.00
2520	11" Radius Snap-Track® (6 pcs.)	\$4.25
2521	1/2 - 11" Radius Snap-Track® (6 pcs.)	\$3.50
2526	19" Radius Snap-Track® (6 pcs.)	\$4.25
2532	Rerailer (3 pcs.)	\$3.50
2535	Rail Joiners - Nickel Silver (48 pcs./blister)	\$3.50
2536	Bumpers	\$3.50
2538	Plastic (Insulating) Rail Joiners (24 pcs./blister)	\$1.95
2539	Terminal Joiners (1 pr./blister)	\$4.25
2564	15° Crossing	\$10.75
2565	20° Crossing	\$10.75
2566	30° Crossing	\$10.75
2567	45° Crossing	\$10.75
2568	60° Crossing	\$10.75
2569	90° Crossing	\$10.75
M2700	Remote Standard Switch - Left	\$24.95
2701	Remote Standard Switch - Right	\$24.95
2702	Manual Standard Switch - Left	\$16.95
2703	Manual Standard Switch - Right	\$16.95
2704	#6 Remote Switch - Left	\$25.95
2705	#6 Remote Switch - Right	\$25.95
2706	#6 Manual Switch - Left	\$16.95
2707	#6 Manual Switch - Right	\$16.95
2708	Standard Wye Remote Switch	\$25.95
2709	Standard Wye Manual Switch	\$16.95
2715	Remote Switch Machine - Left	\$13.00
2716	Remote Standard Switch - Right	\$13.00
2750	Custom N Line Standard Switch - Left	\$15.50
2751	Custom N Line Standard Switch - Right	\$15.50
2752	#6 Custom N Line Switch - Left	\$15.50
2753	#6 Custom N Line Switch - Right	\$15.50
2754	Custom N Line Standard Wye Switch	\$15.50
2588	Scenic Ridge Track Pack	\$96.75
N GAUGE CODE 80 TRACK LAYOUT PACKAGES		
<i>We recommend using Item #309 power pack to power all HO & N layouts. Complete with two-year warranty. When you order the layout package, Atlas will send you the track, switches, electrical components and wire needed to build the layout. All layout plans are featured in the #4 Fantastic Layout Booklet.</i>		
K11001	N-1 - Minimum Size Loop w/ Passing Track	\$89.00
K11002	N-2 - Loop w/ Passing Track and Sidings	\$156.00
K11003	N-3 - Double Track Loop	\$203.00
K11004	N-4 - Double Track Loop w/ Switchback Siding	\$215.00
K11005	N-5 - "Up and Over" Figure 8	\$165.00
K11006	N-6 - Expanded Double Track Loop	\$336.00
K11007	N-7 - Twice Around via "Up and Over"	\$304.00
K11008	N-8 - Twice Around via Turnouts	\$412.00
K11009	N-9 - Multiple Track Arrangement	\$451.00
K11010	N-10 - Clockwise and Vice Versa	\$299.00
K11011	N-11 - Unhinged and Horizontal	\$539.00
K11012	N-12 - Mineral Range Route	\$660.00

ATLAS TRACK

N TRACK & ACCESSORIES LISTING

• PRICES SUBJECT TO CHANGE WITHOUT NOTICE •

ITEM#	DESCRIPTION	MSRP/ UNIT
N GAUGE CODE 80 TRACK LAYOUT PACKAGES		
K11013	N-13 - Badger, Blockade & Buffalo	\$814.00
K11014	N-14 - Monopoly and Octopus	\$582.00
K11015	N-15 - Broad Horizons Railroad	\$707.00
K11016	N-16 - Atlantic Longhaul Lines	\$657.00
K11017	N-17 - Scenic and Relaxed	\$507.00
K11018	N-18 - Gulf Summit Lines...Susquehanna Valley Railway	\$956.00
N GAUGE CODE 55 TRACK - BROWN TIES, NICKEL SILVER RAIL		
2000	Code 55 Super-Flex® Track	\$5.25
2001	6" Rerailer (3 pcs.)	\$6.00
2002	6" Straight (6 pcs.)	\$7.00
2003	4.25" Straight (6 pcs.)	\$6.35
2004	3" Straight (6 pcs.)	\$5.25
2005	2" Straight (6 pcs.)	\$5.25
2006	1.25" Straight (6 pcs.)	\$4.50
2007	1" Straight (6 pcs.)	\$4.50
2008	.75" Straight (6 pcs.)	\$4.50
2010	10" Radius Full Curve (6 pcs.)	\$7.00
2011	10" Radius Half Curve (6 pcs.)	\$5.25
2012	11.25" Radius Full Section (6 pcs.)	\$7.00
2013	11.25" Radius Half Section (6 pcs.)	\$5.25
2014	12.5" Radius Full Section (6 pcs.)	\$7.00
2015	12.5" Radius Half Section (6 pcs.)	\$5.25
2016	13.75" Radius Full Curve (6 pcs.)	\$7.00
2017	13.75" Radius Half Curve (6 pcs.)	\$5.25
2018	15" Radius Full Curve (6 pcs.)	\$7.00
2019	15" Radius Half Curve (6 pcs.)	\$5.25
2020	16.25 Radius Full Curve (6 pcs.)	\$7.00
2021	16.25" Radius Half Curve (6 pcs.)	\$5.25
2022	17.5" Radius Full Curve (6 pcs.)	\$7.50
2023	17.5" Radius Half Curve (6 pcs.)	\$5.25
2024	18.75" Radius Full Curve (6 pcs.)	\$7.50
2025	18.75" Radius Half Curve (6 pcs.)	\$5.25
2026	20" Radius Full Curve (6 pcs.)	\$7.75
2027	20" Radius Half Curve (6 pcs.)	\$5.75
2028	21.25" Radius Full Curve (6 pcs.)	\$7.75
2029	21.25" Radius Half Curve (6 pcs.)	\$5.75
2030	30.609" Radius Section (6 pcs.)	\$7.00
2031	71" Radius Curve (6 pcs.)	\$9.50
2040	11.25° Crossing	\$11.50
2041	22.5° Crossing	\$11.50
2042	30° Crossing	\$11.50
2043	45° Crossing	\$11.50
2044	60° Crossing	\$11.50
2045	90° Crossing	\$11.50
2050	#5 Turnout Left	\$17.35
2051	#5 Turnout Right	\$17.35
2052	#7 Turnout Left	\$17.35
2053	#7 Turnout Right	\$17.35

ITEM#	DESCRIPTION	MSRP/ UNIT
N GAUGE CODE 55 TRACK - BROWN TIES, NICKEL SILVER RAIL		
2054	#10 Turnout Left	\$20.50
2055	#10 Turnout Right	\$20.50
2056	#2.5 Wye Turnout	\$19.00
2057	#3.5 Wye Turnout	\$19.00
2058	Curved Turnout - Left - 21.25" Radius (Outside)/15" Radius (Inside)	\$20.95
2059	Curved Turnout - Right - 21.25" Radius (Outside)/15" Radius (Inside)	\$20.95
2065	Under Table Switch Machine	\$21.95
2090	Metal Rail Joiner (24 pcs./blister)	\$3.95
2091	Insulated Rail Joiner (12 pcs./blister)	\$2.25
2092	Terminal Joiners (1 pr./blister)	\$3.95
N GAUGE CODE 55 TRACK LAYOUT PACKAGES		
<i>We recommend using Item #309 power pack to power all HO & N layouts. Complete with two-year warranty. When you order the layout package, Atlas will send you the track, switches, electrical components and wire needed to build the layout. All layout plans are featured in the #4 Fantastic Layout Booklet.</i>		
K11019-55	N-501 - Brewster & Millstone	\$355.00
K11020-55	N-502 - Needham Junction	\$392.00
K11021-55	N-503 - Narragansett Bay	\$176.00
K11022-55	N-504 - Plattsburg Pretzel	\$76.00
K11023-55	N-505 - Nauset Valley Railway	\$265.00
N GAUGE CODE 65 TRUE-TRACK® WITH PLASTIC ROADBED		
2150	Figure 8 True-Track® Add-On Pack	\$34.95
2401	6" Straight (6 pcs.)	\$12.95
2402	6" Rerailer (2 pcs.)	\$9.50
2403	10" Straight (4 pcs.)	\$17.50
2404	2" Straight (6 pcs.)	\$10.25
2405	1" Straight (4 pcs.)	\$8.00
2406	6" Terminal Track w/ Equipment Shed (2 pcs.)	\$18.75
2410	11" Radius Curve (8 pcs.)	\$15.50
2411	½ 11" Radius Curve (8 pcs.)	\$10.95
2412	12.5" Radius Curve (8 pcs.)	\$15.50
2413	½ 12" Radius Curve (8 pcs.)	\$10.95
2414	14" Radius Curve (8 pcs.)	\$16.50
2416	15.5" Radius Curve (8 pcs.)	\$16.50
2420	90° Crossing (1 pc.) - Four 2" Straights included	\$16.50
2425	2" Straight w/ bumper (yellow) (2 pcs.)	\$6.50
2426	2" Straight w/ bumper (brown) (2 pcs.)	\$6.50
2430	12.5" Turnout (Left)	\$23.75
2431	12.5" Turnout (Right)	\$23.75
2490	Rail Joiners (24 pcs./blister)	\$3.50
2491	Terminal Rail Joiners (1 pr./blister)	\$3.50
2492	Insulated Rail Joiners (12 pcs./blister)	\$2.00
N GAUGE CODE 65 TRACK LAYOUT PACKAGES		
<i>We recommend using Item #309 power pack to power all HO & N layouts. Complete with two-year warranty. When you order the layout package, Atlas will send you the track, switches, electrical components and wire needed to build the layout. All layout plans are featured in the #4 Fantastic Layout Booklet.</i>		
NTT-1	Hoboken Beltway	\$191.00
NTT-2	Lewiston Loop	\$282.00
NTT-3	Buzzard's Bay Belt Line	\$325.00
NTT-4	Torrington Transfer	\$618.00

ATLAS TRACK

N TRACK & ACCESSORIES LISTING

• PRICES SUBJECT TO CHANGE WITHOUT NOTICE •

ITEM#	DESCRIPTION	MSRP/ UNIT
N GAUGE CODE 65 TRACK LAYOUT PACKAGES		
NTT-5	Florence Runaround	\$479.00
NTT-6	Port Reading Terminal	\$560.00
NTT-7	Watchung Hills Railway	\$497.00
NTT-8	Southside Valley Line	\$382.00
NTT-9	East Shore & Northern	\$628.00
NTT-10	Hillside Industrial	\$562.00
N SCALE CODE 80 & CODE 55 BRIDGES & ACCESSORIES		
2070	Through Truss Bridge Kit Code 55 (Black)	\$21.95
2071	Through Truss Bridge Kit Code 55 (Silver)	\$21.95
2541	Pier Set (25 pcs.)	\$12.95
2542	Pier Girder (4 pcs.)	\$4.50
2543	Bridge Pier (3 pcs.)	\$4.50
2546	Warren Truss Bridge	\$7.00
2547	Deck Truss Bridge	\$7.00
2548	Plate Girder Bridge	\$7.00
2570	Through Truss Bridge Kit Code 80 (Black)	\$21.95
2571	Through Truss Bridge Kit Code 80 (Silver)	\$21.95
N SCALE CODE 80 DECORATED PLATE GIRDER BRIDGES		
2549	Delaware & Hudson	\$14.75
2550	Erie	\$14.75
2551	New York Central* (*CSX licensed product)	\$14.75
2552	Rio Grande	\$14.75
2553	Santa Fe	\$14.75
2554	Union Pacific	\$14.75
2555	Great Northern	\$14.75
2556	Lackawanna	\$14.75
2557	New Haven	\$14.75
2558	Nickel Plate Road	\$14.75
2559	Pennsylvania	\$14.75
2560	Southern Pacific	\$14.75
N SCALE CODE 55 THROUGH PLATE GIRDER BRIDGES		
2080	Single Track Kit	\$16.25
2081	Double Track Kit	\$25.25
2082	Add-On Kit	\$16.25
N SCALE TRACKSIDE STRUCTURES & ACCESSORIES		
2790	Turntable	\$29.95
2791	Turntable Motor Drive	\$26.50
2801	Telephone Poles (12 pcs.)	\$3.50
2826	Viaduct Kit	\$7.75
2840	Signal Tower	\$26.50
2841	Passenger Station Kit	\$36.25
2842	Station Platform Kit	\$19.75
2843	Roundhouse Kit - 3 Stall	\$39.95
2844	Kate's Colonial Home Kit	\$26.50
2846	Barb's Bungalow Kit	\$26.50
2848	Maywood Station Kit (Tan/Brown)	\$27.50
2850	Hairpin Style Fence	\$5.50
2851	Kim's Classic Home Kit	\$26.50

ITEM#	DESCRIPTION	MSRP/ UNIT
N SCALE TRACKSIDE STRUCTURES & ACCESSORIES		
2860	Barb's Bungalow Micro-Plywood Garage Kit (2 kits per pack)	\$44.95
2870	Middlesex Manufacturing Co. Kit	\$34.95
2880	Kate's Colonial Micro-Plywood Garage Kit (2 kits per pack)	\$44.95
N SCALE LASER DESIGN STRUCTURE KITS		
4001014	N Section House Kit	\$12.95
4001015	N Freight Station Kit	\$24.95
4001016	N Self Storage Unit Kit (2 buildings per kit)	\$29.95
N SCALE WHEELS		
22020	33" Blackened Metal Wheels (12 axles)	\$9.95
22036	36" Blackened Metal Wheels (12 axles)	\$10.25
9022133	33" Metal Wheels for MT Trucks (12 axles)	\$9.95
9022134	33" Plastic Low-Profile Wheels for MT Trucks (24 axles)	\$9.00
9022135	33" Plastic Low-Profile Wheels for MT Trucks (48 axles)	\$16.50
9022136	33" Plastic Low-Profile Wheels for MT Trucks (100 axles)	\$26.50
N SCALE FREIGHT CAR TRUCKS (W/ RAPIDO COUPLERS)		
22050	Friction-Bearing Trucks (1 pr.)	\$4.50
22055	Roller-Bearing Trucks (1 pr.)	\$4.50
22070	100-Ton Roller-Bearing Trucks (1 pr.)	\$4.50
N SCALE CABOOSE TRUCKS (W/O COUPLERS)		
22060	Roller-Bearing Caboose Trucks (1 pr.)	\$4.50
22061	Friction-Bearing Caboose Trucks (1 pr.)	\$4.50
N SCALE FREIGHT CAR TRUCKS (W/ ACCUMATE® COUPLERS)		
22051	Friction-Bearing 50 Ton Friction Bearing Trucks (1 pr.)	\$5.50
22056	70-Ton Roller Bearing Trucks (1 pr.)	\$5.50
22071	100-Ton Roller-Bearing Trucks (1 pr.)	\$5.50
22076	40-Ton Friction-Bearing Trucks (1 pr.)	\$5.50
22081	70-Ton Roller-Bearing Trucks w/ extended couplers (1 pr.)	\$5.50
N SCALE TRACK CLEANING CARS		
32552	Cleaning Head Replacement Set	\$20.65
32553	Cleaning Disk Replacement Set	\$10.30
N SCALE SIGNAL SYSTEM		
0230	7' Signal Cable	\$5.50
0231	15' Signal Cable	\$10.25
0232	25' Signal Cable	\$15.25
0233	Analog Block Detector	\$18.75
2234	N Signal Control Board	\$27.50
2235	N Type "G" Single Target - A	\$41.75
M2236	N Type "G" Single Target (w/ PCB) - B	\$68.95
2237	N Type "G" Single Target (4 pack) - C	\$137.50
M2238	N Type "G" Double Target - A	\$54.95
2239	N Type "G" Bi-Directional Single Targets - A	\$54.95
60 000 036	N Signal Equipment Shed - 2 pack	\$7.75
N SCALE HANDCRAFTED LIGHTING SYSTEM		
60 000 062	N Clock Light	\$30.95
60 000 063	N Park Light ver. 1	\$29.95
60 000 064	N Ball Light	\$29.95
60 000 065	N Park Light ver. 2	\$29.95
60 000 066	N Street Light	\$29.95
60 000 067	N Highway Light ver. 1	\$30.95
60 000 069	N Curved Light ver. 1	\$29.95
60 000 070	N Curved Light ver. 2	\$29.95

GOLDEN SPIKE CLUB



BECOME AN EXCLUSIVE MEMBER!



BECOME A MEMBER OF ATLAS' GOLDEN SPIKE CLUB! DON'T DELAY – JOIN TODAY – MEMBERSHIPS FOR 2014 ARE BEING ACCEPTED NOW!

Sign-up online or download your application today at: www.atlasrr.com/club.htm or www.atlaso.com/club.htm
 For more information on membership, or to join, please contact Patricia Kimble, Golden Spike Club Coordinator at 908-687-0880 ext. 7122, or via email pkimble@atlasrr.com

THE BENEFITS

Club benefits for all members in all levels include:

- **Laminated membership card:** with member's name and number: The membership card features artwork that changes from year to year, highlighting the annual club car on its front.
- **Club lapel pin (New members only):** Wear it and let your friends know that you're a member of the Atlas Golden Spike Club with this pin, handsomely crafted and sporting the colorful logo.
- **Opportunity to Purchase "Members Only" Annual Club Car:** As a club member you will have the option to purchase exclusive members only annual club car(s).
- **Discounted Pricing on Club Offers:** As a club member, you will have the opportunity to purchase premium Atlas products at special Golden Spike Club pricing.
- **FREE mailing of Atlas Catalogs:** As part of your membership, you will receive new catalogs, mailed directly to you, before they're available at hobby shops and tradeshows. Each catalog includes the latest and greatest Atlas products available for pre-order and a listing of what will be showing up at your local hobby store.
- **Club newsletter:** Get the inside scoop on the latest club offerings and the stories behind them, as well as other special offers and more in this exclusive full color publication, mailed twice annually.
- **Special dedicated club section on the Atlas website:** See up to date pictures of the latest club offerings, download applications and order forms, get special offers and more! Check it out by visiting www.atlasrr.com and www.atlaso.com.
- **FREE Ground Shipping:** for any regular on-line orders shipped within the continental US.

THE MEMBERSHIP LEVELS

Primary Level: \$30 - Includes the following benefits: *Annual Membership Card, Club Pin (new members only), Exclusive Members-only offers, Mailed Catalogs and Semi-annual Newsletters*

Deluxe Level: O Scale: \$69.95
 HO or N Scale: \$54.95

Includes member car in one scale. Includes the following benefits:
All Primary Level Benefits plus One Master Line or Trainman Limited Edition Members-only Club Car

Double Play: O and HO Scales: \$89.95 (3-Rail or 2-Rail, same price)
 O and N Scales: \$89.95 (3-Rail or 2-Rail, same price)
 HO and N Scales: \$69.95

Includes member car in two scales. Includes the following benefits:
All Primary Level Benefits plus Master Line and Trainman Limited Edition Members-only Club Cars per your selection

Triple Play Level: O and HO and N Scales: \$99.95 (3-Rail or 2-Rail, same price)
 Includes member car in three scales. Includes the following benefits: *All Primary Level Benefits plus one Master Line and two Trainman Limited Edition Members-only Club Cars*

**Please note: For membership materials shipped outside the continental U.S., an annual shipping charge of \$20 will apply.*

2014 Club Cars Available with Deluxe and Combo Memberships

**Estimated Delivery
 of Club Cars is
 3rd Quarter 2014**




Atlas Master® N 40' PS1 Box Car – 8' Door - Pullman Standard Company Car



Atlas Trainman® HO and O Bulkhead Flat Car with Pipe Load - TTPX



IBPX



ADM "Molecule"



PLMX



Cargill Foods



GATX "Service Driven"



AGP Refined Oil

JULY 2014 ANNOUNCEMENT | 1st QUARTER 2015 ARRIVAL



O MASTER TRINITY 25,500 GALLON TANK CAR

www.atlaso.com/o25500tank1.htm

This insulated, general-purpose design tank car was introduced in 1986 and production continues today. There are at least 13,000 presently in service. Typical commodities include vegetable oil, tallow, styrene, benzene, asphalt, bio-diesel, acrylates, and numerous other chemicals.

FEATURES:

- Accurate painting and printing
- Highly detailed body with prototypical jacket seams
- Metal end sills, lower side safety rails and safety rail support
- Length over couplers: 15.5"
- Minimum radius curve: 36" (2-Rail)
- Minimum diameter curve: 0-54 (3-Rail)

Please note: Atlas "O" scale couplers can also be used on both 2-rail and 3-rail versions. (HO photos shown)

Road Name/Road Numbers	2-Rail Item #	3-Rail Item #
Undecorated	3006000	3005000
NEW ROAD NUMBERS		
IBPX	3006001	3005001
ADM "Molecule"	3006004	3005004
PLMX	3006005	3005005
NEW PAINT SCHEMES		
Cargill Foods	3006007	3005007
GATX "Service Driven"	3006008	3005008
AGP Refined Oil	3006009	3005009
MSRP:	\$99.95	\$94.95

NEW PAINT SCHEMES & ROAD NUMBERS!



Erie Lackawanna (Express)



Northern Pacific "Main Street"



Southern Pacific (1955 repaint)



Genesee & Wyoming



New York Central



JULY 2014 ANNOUNCEMENT | 1st QUARTER 2015 ARRIVAL

O MASTER 40' 1937 AAR SINGLE DOOR BOX CAR

www.atlaso.com/o1937aarboxcar8.htm

Just like its double door counterpart, the 40' 1937 AAR Single Door Box Car is well constructed with high quality craftsmanship. Featuring accurate painting and lettering, this 40' 1937 AAR Single Door Box Car captures the history and nostalgia of the real life model with great detail.




FEATURES:

- Wire grab irons
- Die-cast ladders
- Weighted chassis
- Etched metal roofwalk
- Bettendorf trucks
- Prototypical painting and lettering
- Scale 33" wheels (2-rail)
- Minimum diameter curve: 0-36 (3-Rail)
- Minimum radius curve: 24" (2-Rail)

Please note: Atlas "O" scale couplers can also be used on both 2-rail and 3-rail versions.

Two road numbers are available per road name. (HO models shown)

Road Name/Road Numbers	2-Rail Item #	3-Rail Item #
Undecorated - Standard Roof	3002800	3001800
NEW PAINT SCHEMES		
Erie Lackawanna (Express)	3002815	3001815
Genesee & Wyoming	3002816	3001816
New York Central	3002817	3001817
Northern Pacific "Main Street"	3002818	3001818
Southern Pacific (1955 repaint)	3002819	3001819
MSRP:	\$76.95	\$71.95



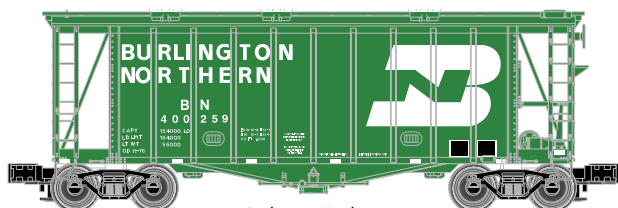
Bay State Milling




National Starch



Red Wing Milling Company



Burlington Northern



Chicago & North Western

AUGUST 2014 ANNOUNCEMENT | 2nd QUARTER 2015 ARRIVAL



O MASTER 40' GATX AIRSLIDE HOPPER

www.atlaso.com/oairslide7.htm

The Airslide covered hopper was introduced by General American Transportation Corporation (GATX) in 1953. Approx. 5000 of the 2600 cu. ft. cars were built between that year and 1969.

The Airslide is primarily designed for the bulk shipment of dry, granular or powdered commodities. The design of that car is such that it can be loaded and unloaded quickly and with little spillage through the use of air pressure.

The most common commodities carried include: flour, sugar, starch, plastic pellets, cement, powdered chemicals and carbon black.

NEW PAINT SCHEMES!

FEATURES:

- True 1/4" scale dimensions and details
- Realistic see-through roof walks and brake wheel platform
- Separately-applied grab irons and brake line details
- Sprung die-cast 70-ton roller-bearing or Bettendorf trucks (depending on the road name)
- Opening hatches
- Minimum diameter curve: 0-27 (3-Rail)
- Minimum radius curve: 24" (2-Rail)
- Die-cast articulated couplers (3-Rail)
- Scale 33" wheels and Kadee® compatible scale couplers (2-Rail)

Two road numbers are available per road name.

Road Name/Road Numbers	2-Rail Item #	3-Rail Item #
Undecorated	7350	6350
NEW PAINT SCHEMES		
Bay State Milling	3002066	3001066
National Starch	3002068	3001068
Red Wing Milling Company	3002069	3001069
Burlington Northern	3002071	3001071
Chicago & North Western	3002072	3001072
MSRP:	\$67.95	\$62.95



Lackawanna



Pacific Fruit Express



Pere Marquette*



Merchant's Despatch



Minneapolis & St. Louis



Western Pacific/PFE



SEPTEMBER 2014 ANNOUNCEMENT | 2nd QUARTER 2015 ARRIVAL

O MASTER 40' RE-BUILT WOOD REFRIGERATOR CAR

www.atlaso.com/owoodrebuilt4.htm

During their long life span, many of the prototype wood reefers were re-built and modernized at various stages of their service life. This new Atlas O version represents a car as it could be seen in the late 1930s and 1940s, after it was outfitted with several upgrades.


FEATURES:

- Simulated metal roof
- Raised hatch platforms with simulated hatch plugs
- Brake wheel and brake housing
- Underframe details
- Braking system
- Highly detailed ABS body
- Separately-applied ladders, grab irons and stirrups
- Separately-applied door hinges, handles and latches
- Opening doors
- Separately-applied opening roof hatches, hinges and latches
- Die-cast underframe
- 40-ton Bettendorf-style trucks
- Die-cast articulated couplers (3-Rail)
- Minimum diameter curve: 0-31 (3-Rail)
- Minimum radius: 24" (2-Rail)

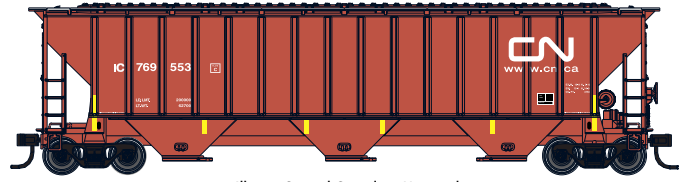
Road Name/Road Numbers	2-Rail Item #	3-Rail Item #
Undecorated	3002511	3001511
NEW ROAD NUMBERS		
Lackawanna	3002530	3001530
Pacific Fruit Express	3002531	3001531
Pere Marquette*	3002532	3001532
Merchant's Despatch	3002533	3001533
Minneapolis & St. Louis	3002534	3001534
Western Pacific/PFE	3002535	3001535
MSRP:	\$84.95	\$79.95



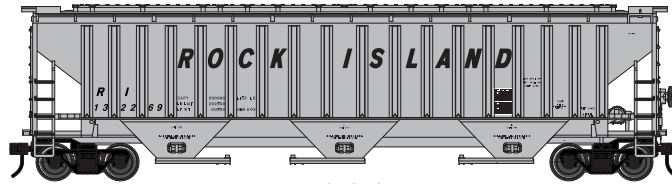
*Two road numbers are available per road name. (Models from previous run shown)
CSX Licensed Product



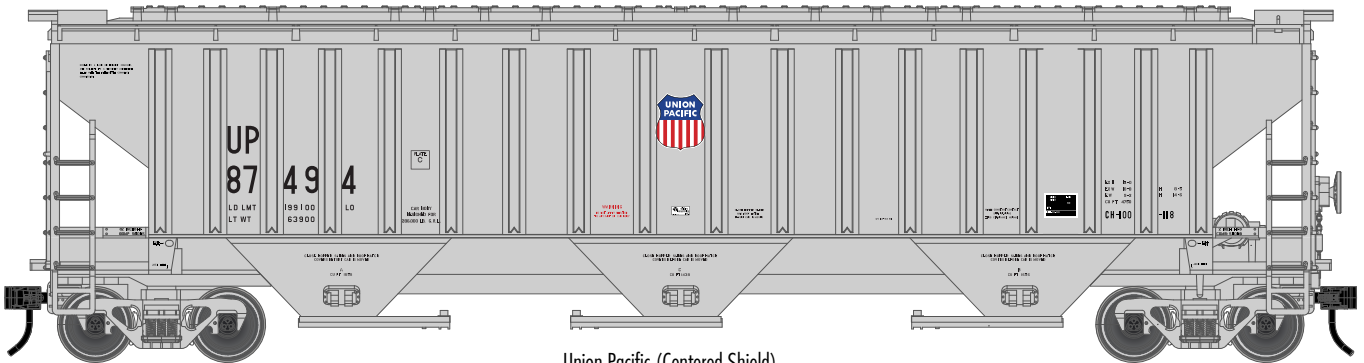
Chicago and North Western (Zito)



Illinois Central-Canadian National



Rock Island



Union Pacific (Centered Shield)

NOVEMBER 2014 ANNOUNCEMENT | 3rd QUARTER 2015 ARRIVAL



O TRAINMAN® PS-4750 COVERED HOPPER

www.atlastrainman.com/Freight/tmops4750.htm

Pullman Standard's 4750 cubic foot covered hopper was one of the most successful freight car designs in that company's history. Over 54,000 of these cars were produced during the latter part of the 1970s and early 1980s. It was the premier grain hauler of the era and is still in use.

Found throughout the country on virtually all of the class 1 rail lines, it is also one of the most leased cars through the Transport Leasing Division of Pullman. The cars were painted a virtual rainbow of colors.

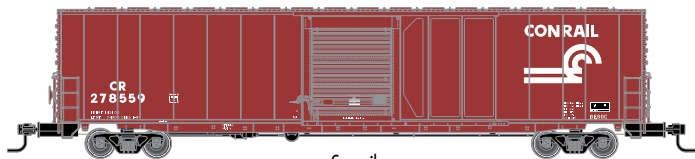
FEATURES:

- True scale dimensions with accurate details
- Separately-applied roof walk, brake wheel and other details
- Unique body design with "step-curve" roof
- Die-cast 100 ton roller bearing trucks with rotating bearing caps
- Die-cast articulated couplers (3-Rail)
- Weighted to NMRA standards
- 2-rail cars feature scale 36" wheel sets and new-design Kadee-compatible scale couplers
- 3-rail trucks are pre-drilled for the patented Atlas O Adjust-A-Coupler system which allows you to easily add truck-mounted scale couplers
- Minimum diameter curve: 0-36 (3-Rail)
- Minimum radius curve: 36" (2-Rail)
- Length over couplers: 15"
- Height: 3.60"

Road Name/Road Numbers	2-Rail Item #	3-Rail Item #
Undecorated	2001650	2001600
NEW PAINT SCHEMES		
Chicago and North Western (Zito)	2001672	2001622
Illinois Central-Canadian National	2001673	2001623
Rock Island	2001674	2001624
Union Pacific (Centered Shield)	2001675	2001625
MSRP:	\$61.95	\$58.95



Two road numbers are available per road name.



Conrail



Cotton Belt



Norfolk & Western



Canadian National



Chesapeake & Ohio*



Detroit, Toledo & Ironton



NOVEMBER 2014 ANNOUNCEMENT | 3rd QUARTER 2015 ARRIVAL

O MASTER 60' ACF® AUTOPARTS BOX CAR

www.atlaso.com/oauto8.htm

Built by American Car & Foundry in the late 1960s and early 1970s, the 60' Auto Parts Box Cars serviced assembly plants and component suppliers across the nation. The cars were equipped with either single or double doors, offering easy access to the freight inside, serving the auto industry well with their versatility. Many of these cars can still be found in service today throughout North America.

FEATURES:

- True 1/4" scale dimension
- Die-cast floor
- Undercarriage detail
- Sliding doors
- Accurate painting and lettering.
- Die-cast sprung 70-ton roller bearing trucks with simulated shock control couplers
- Separately applied ladders, brake wheel, end safety platforms and door handles.
- Scale 33" wheels (2-Rail)
- Kadee® compatible couplers (2-Rail)
- Minimum diameter curve: 0-45 (3-Rail)
- Minimum radius curve: 36" (2-Rail)

NEW PAINT SCHEMES & ROAD NUMBERS!

*Two road numbers are available per road name. *CSX Licensed Product (HO models shown)*

Road Name/Road Numbers	2-Rail Item #	3-Rail Item #
SINGLE DOOR AUTO PARTS BOX CAR		
Undecorated - Single Door	3006900	3005900
NEW PAINT SCHEME		
Conrail	3006902	3005902
NEW ROAD NUMBERS		
Cotton Belt	3006903	3005903
Norfolk & Western	3006904	3005904
DOUBLE DOOR AUTO PARTS BOX CAR		
Undecorated - Double Door	3006901	3005901
NEW PAINT SCHEME		
Canadian National	3006905	3005905
NEW ROAD NUMBERS		
Chesapeake & Ohio*	3006906	3005906
Detroit, Toledo & Ironton	3006907	3005907
MSRP:	\$69.95	\$64.95



Lehigh Valley



Rio Grande



Seaboard Air Line*



Union Pacific



United States Army

DECEMBER 2014 ANNOUNCEMENT | 3rd QUARTER 2015 ARRIVAL



O TRAINMAN® 40' SLIDING DOOR BOX CAR

www.atlastrainman.com/Freight/tmo40sldboxcar.htm

Based on a popular box car produced by ACF (American Car & Foundry) from the late 1940's through the mid-1950's, this model is representative of the thousands of similar cars that ran on virtually all North American rail lines. The 40' Sliding Door Box Car, considered an American tradition, was originally built to transport goods in the harsh weather found in various parts of the United States.

This car features such accurate details as the diagonal roof panels and improved dreadnaught ends characteristic of the prototype.

FEATURES:

- Separately applied roof walks, ladder, brake wheel & brake lines
- Accurate painting & lettering
- See-through roof walks
- Metal couplers and sprung die-cast trucks
- True scale dimensions with accurate details
- Weighted, detailed underframes
- 2-rail cars feature scale wheels and body mounted scale couplers
- 3-rail trucks pre-drilled for Adjust-A-Coupler™ System (sold separately)
- Minimum diameter curve: 0-31 (3-Rail)
- Minimum radius curve: 24" (2-Rail)

Road Name/Road Numbers	2-Rail Item #	3-Rail Item #
Undecorated	2002250	2002200
NEW PAINT SCHEMES		
Lehigh Valley	2002263	2002213
Rio Grande	2002264	2002214
Seaboard Air Line*	2002265	2002215
Union Pacific	2002266	2002216
United States Army	2002267	2002217
MSRP:	\$59.95	\$56.95

*Two road numbers are available per road name. *CSX Licensed Product (Various N models shown)*



ATLAS O ACCESSORIES

O SCALE 3-RAIL/2-RAIL TRUCKS & SMOKE UNIT

Description - 3-Rail Trucks Item #

3-RAIL TRUCKS W/ SCALE SIDEFRAMES - NEW!

3RL Commonwealth Express Trucks	66029
3RL 100-Ton Roller Bearing Trucks	66030
3RL Roller Bearing Caboose Trucks	66031
3RL 50-Ton Barber-Bettendorf Trucks	66032
3RL Andrews Trucks	66033
3RL 70-Ton Roller Bearing Trucks	66034
3RL Friction Bearing Caboose Trucks	66035
3RL 70-Ton Modified Friction Bearing Trucks	66036

MSRP: \$24.95

3-Rail Trucks Features Include:

- Hidden uncoupler tab
- Scale thickness side frames
- Scale distance between the side frame
- Direct replacement for older Atlas 3-Rail trucks
- Note: Separate sale trucks include a standard length coupler.

ESTIMATED DELIVERY: 4th Quarter 2014
<http://www.atlaso.com/o3railtrucks.htm>



70-Ton Roller Bearing Trucks



50-Ton Barber-Bettendorf Trucks



100-Ton Roller Bearing Trucks

ATLAS O PROTO TRUCKS - 2 RAIL

Description - 2-Rail Trucks Item #

2-RAIL PROTO TRUCKS - NOW AVAILABLE!

2-Rail Coupler	7057
2RL 50-Ton Barber-Bettendorf Trucks	7064
2RL 70-Ton Roller Bearing Trucks	7065
2RL 100-Ton Roller Bearing Trucks	7066
2RL Andrews Trucks	7067
2RL Roller Bearing Caboose Trucks	7068
2RL Commonwealth Express Trucks	7069

MSRP: \$24.95



100-Ton Roller Bearing Trucks



Roller Bearing Caboose Trucks



Commonwealth Express Trucks

2-Rail Trucks Features Include:

- Thinner scale die-cast side frames
- Scale width between the side frames
- Drop-in replacement for all Atlas O rolling stock

Description Item #

SMOKE UNIT - NEW!


Smoke Unit	6947
------------	------

MSRP: \$39.95

“COMING SOON”

Smoke Unit Features Include:

- New repair part for Atlas engines with smoke
- May be used to retrofit Atlas engines for smoke





Gulf Mobile & Ohio

3rd QUARTER 2014 ARRIVALO
SCALE

O MASTER RS-1 LOCOMOTIVE

www.atlaso.com/ors1a.htm

To Order Online: <http://shop.atlasrr.com/c-204-059.aspx>

Equipped with LIONEL® TrainMaster® Command & RailSounds™ 4.0 for 3-Rail!

The RS-1 was introduced by ALCO in March of 1941 with the delivery of the first of two units to the Rock Island. Combining the accessibility of a switching locomotive and the higher-speed tracking of a road unit, the RS-1 started a revolution in locomotive design that was soon embraced by all of the major diesel-electric builders. Despite ALCO's own introduction of higher horsepower roadswitchers, the 1,000 hp RS-1 had a production span of 19 years (1941-1960) with 623 units.

**NEW PAINT
SCHEMES &
ROAD NUMBERS!**

O MASTER RS-1 LOCOMOTIVE



Great Northern



Pennsylvania



Santa Fe



Gulf Mobile & Ohio



Long Island



Minneapolis & St. Louis

FEATURES:

- Solid die-cast chassis, pilots, fuel tank, and detailed truck sideframes
- Highly detailed body and cab with separately-applied grab irons, piping and lift rings
- Steam generator details as appropriate per road name
- All-metal separately-applied handrail stanchions
- Accurately-detailed AAR type B trucks with separately-applied brake cylinders, brake chains and other details
- Twin motors with flywheels
- Directional headlights
- Accurate painting and printing
- Weight: 5 lbs.
- Length: Approximately 14"
- Minimum diameter curve: 0-36 (3-Rail)
- Minimum radius curve: 36" (2-Rail)

3-RAIL FEATURES:

- Electric Railroad Co. "Cruise Commander" Technology
- IMPROVED RailSounds™ digital sound system
- LEGACY COMPATIBLE (100 Speed Steps)
- Operating diesel exhaust unit
- Electro-couplers
- Lionel® TrainMaster Command Control



QSI® FEATURES (ATLAS O MASTER 2-RAIL GOLD SERIES LOCOMOTIVES ONLY):

- NEW QSI® Titan Sound Technology
- 2nd Generation, proprietary sound processor for an increase in sound quality and variety
- Ability to cut, paste and upgrade to new sounds with the Quantum Programmer (sold separately)
- Horn/Bell sounds and multiple prime movers are all CV programmable
- 64 simultaneous sound channels

Road Name/Road Numbers	2-Rail Gold Item #	3-Rail TMCC Item #
Undecorated	5870-1	6870-1
NEW ROAD NUMBERS		
Great Northern 184, 185	5871-3, -4	6871-3, -4
Pennsylvania 8857, 8858	5875-3, -4	6875-3, -4
Santa Fe 2394, 2395	5876-3, -4	6876-3, -4
NEW PAINT SCHEMES		
Gulf Mobile & Ohio 113, 1125	3012200-1, -2	3013200-1, -2
Long Island 462, 464	3012201-1, -2	3013201-1, -2
Minneapolis & St. Louis 222, 233	3012202-1, -2	3013202-1, -2
MSRP:	\$479.00	\$479.00





Reading & Northern

3rd QUARTER 2014 ARRIVAL

O
SCALE

O TRAINMAN® U23B LOCOMOTIVE

www.atlastrainman.com/Locomotives/tmou23b.htm

To Order Online: <http://shop.atlasrr.com/c-128-0189.aspx>

Powered by a V12 FDL prime mover, the 2250 hp U23B was GE's intermediate-sized four-axle road-switcher of the late 1960s through the mid 1970s. The U23B's direct competitor during this period was the very successful EMD GP38. In 10 years of production from 1968 through 1977 a total of 481 units were produced, making this the second best seller of GE's "Universal Series" locomotives. The first units were delivered to the Delaware & Hudson in August and September 1968. CSX predecessors Chesapeake & Ohio and Louisville & Nashville had a combined fleet of 120 units, giving CSX one of the larger active fleets in later years. Penn Central, Santa Fe and Missouri Pacific also purchased sizeable fleets of U23Bs.

Primary spotting features include a stepped-out radiator section and two sets of three tall engine access doors near the center of the long hood. During production, the U23B was equipped with various truck side frames, including Blomberg trucks from EMD trade-in locomotives, AAR-style trucks, or GE's own four-axle "FB2" truck. One of these three truck styles is included on our model where appropriate per road name.

Today the number of active U23Bs has dwindled, but a handful can still be found working for short lines and regional railroads in North America.

**NEW PAINT
SCHEMES!**

O TRAINMAN® U23B LOCOMOTIVE



Chesapeake & Ohio*



Chessie System*



Penn Central



Reading & Northern



Santa Fe



Western Pacific

FEATURES:

- Accurate painting and printing
- Separately-applied wire grab irons
- Scale dimensions
- Directional LED lighting
- Western Pacific, C&O and Chessie System will be equipped with Blomberg trucks
- 2-Rail loco has fixed pilots, scale wheelsets and scale couplers
- 3-Rail conventional locomotives have horn and bell sounds
- Minimum diameter curve: 0-36 (3-Rail)
- Minimum radius curve: 36" (2-Rail)

TMCC FEATURES:

- Electric Railroad Co. "Cruise Commander" Technology
- IMPROVED RailSounds™ digital sound system
- LEGACY COMPATIBLE (100 Speed Steps)
- Operating diesel exhaust unit
- Lionel® TrainMaster Command Control



Road Name/Road Numbers	2-Rail DC Item #	3-Rail Item #
NEW PAINT SCHEMES		
Chesapeake & Ohio* 2325, 2327	20041017-20041018	20021017-20021018
Chessie System* 2304, 2306	20041019-20041020	20021019-20021020
Penn Central 2706, 2723	20041021-20041022	20021021-20021022
Reading & Northern 2397, 2399	20041023-20041024	20021023-20021024
Santa Fe 6324, 6330	20041025-20041026	20021025-20021026
Western Pacific 2252, 2258	20041027-20041028	20021027-20021028
MSRP:	\$249.95	\$249.95

Road Name/Road Numbers	3-Rail TMCC Item #
NEW PAINT SCHEMES	
Chesapeake & Ohio* 2325, 2327	20031017-20031018
Chessie System* 2304, 2306	20031019-20031020
Penn Central 2706, 2723	20031021-20031022
Reading & Northern 2397, 2399	20031023-20031024
Santa Fe 6324, 6330	20031025-20031026
Western Pacific 2252, 2258	20031027-20031028
MSRP:	\$399.95

*CSX Licensed Product





British Columbia



Erie

3rd QUARTER 2014 ARRIVAL

O
SCALE

O TRAINMAN[®] RS-3 LOCOMOTIVE

www.atlastrainman.com/Locomotives/tmors3.htm

To Order Online: <http://shop.atlasrr.com/c-85-0155.aspx>

Produced by the American Locomotive Company (ALCO) during the late 1940s and early 50s, the RS-3 was a general purpose locomotive used in main line, local and passenger service throughout the country.

These smooth running, scale replicas, combine handsome paint schemes with state-of-the-art detailing and construction. From their etched metal fan grill to their separately applied wire grab-irons and more, these locomotives will impressively lead your rolling stock around your layout.

NEW PAINT
SCHEMES!

O TRAINMAN® RS-3 LOCOMOTIVE



Jersey Central



Lehigh & Hudson River



Lehigh Valley



New Haven



Peabody Coal Co.

FEATURES:

- Separately-applied wire grab irons
- Etched metal grille detail
- Fan detail
- Lighted number boards
- Golden-white LED headlight
- Matching cabooses available
- Scale length loco - operates on O-31 track
- 2-rail loco has fixed pilots and scale couplers
- 3-rail loco available in TMCC or conventional with horn and bell sounds
- Minimum diameter curve: 0-31 (3-Rail)
- Minimum radius curve: 36" (2-Rail)

TMCC FEATURES:

- Electric Railroad Co. "Cruise Commander" Technology
- IMPROVED RailSounds™ digital sound system
- LEGACY COMPATIBLE (100 Speed Steps)
- Operating diesel exhaust unit
- Electro-couplers
- Lionel® TrainMaster Command Control

*CSX Licensed Product



Road Name/Road Numbers	2-Rail DC Item #	3-Rail Item #	3-Rail TMCC Item#
NEW PAINT SCHEMES			
British Columbia 559	20043001	20023001	20033001
British Columbia 570	20043002	20023002	20033002
Erie 921	20043003	20023003	20033003
Erie 930	20043004	20023004	20033004
Jersey Central 1543	20043005	20023005	20033005
Jersey Central 1545	20043006	20023006	20033006
Lehigh & Hudson River 4	20043007	20023007	20033007
Lehigh & Hudson River 11	20043008	20023008	20033008
Lehigh Valley 215	20043009	20023009	20033009
Lehigh Valley 216	20043010	20023010	20033010
New Haven 519	20043011	20023011	20033011
New Haven 531	20043012	20023012	20033012
Peabody Coal Co. 101	20043013	20023013	20033013
MSRP:	\$249.95	\$249.95	\$399.95

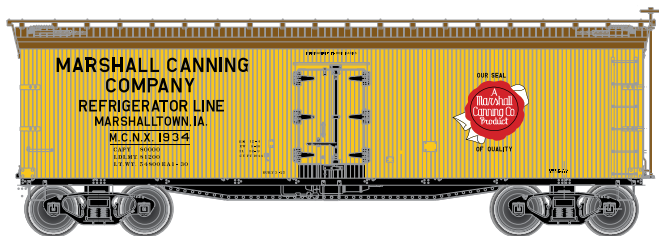




Genesee Brewing Company



Country Club Special



Marshall Canning Company



Wisconsin Cannery Association

3rd QUARTER 2014 ARRIVAL

SCALE

MASTER 40' WOOD REEFER

www.atlaso.com/owoodref18.htm

To Order Online: <http://shop.atlasrr.com/c-129-019.aspx>

This highly detailed model is based on the 40' wood refrigerator cars built by Pullman for the Northern Refrigerator Car Co. in 1930. With its rooftop ice hatches, USRA-style fish belly underframe and vertical brake shaft, it is representative of the thousands of similar cars that were built during the "Billboard" era of American railroads.

Available in 2-rail as well as 3-rail, these ready-to-run reefers have state-of-the-art detailing and construction.


FEATURES:

- Highly detailed ABS body
- Separately-applied ladders, grab irons and stirrups
- Die-cast metal stirrups
- Separately-applied door hinges, handles and latches
- Opening doors
- Separately-applied opening roof hatches, hinges and latches
- Die-cast underframe
- Separately applied brake system and vertical brake shaft
- Separately-applied coupler lift bars
- 40-ton Bettendorf-style, die-cast sprung trucks with metal wheels
- Die-cast articulated couplers (3-Rail)
- Minimum diameter curve: 0-31 (3-Rail)
- Minimum radius curve: 24" (2-Rail)

Two road numbers are available per road name.

Road Name/Road Numbers	2-Rail Item #	3-Rail Item #
Undecorated	3002511	3001511
NEW PAINT SCHEMES		
Genesee Brewing Company	3002521	3001521
Country Club Special	3002522	3001522
Marshall Canning Company	3002523	3001523
Wisconsin Cannery Association	3002524	3001524
MSRP:	\$84.95	\$79.95


NEW PAINT SCHEMES!




Santa Fe



BNSF



Union Pacific (MW)



TTX



3rd QUARTER 2014 ARRIVAL

O TRAINMAN® 62' BULKHEAD & 68' FLAT CARS

www.atlastrainman.com/Freight/tmobulkheadflatcar.htm

To Order Online: <http://shop.atlasrr.com/c-154-0210.aspx>

This model is based on its real life counterpart that is used in general service throughout the United States and Canada for transporting sheet steel, packaged lumber, small and large diameter pipes, structural steel (channel and I-beams), reinforcing bar (rebar), and special loads of various shapes.

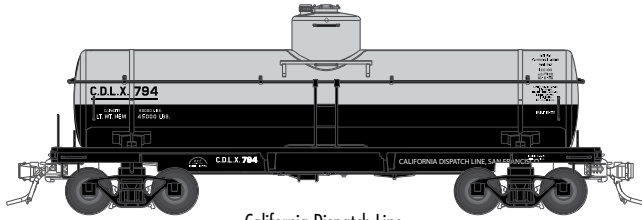
FEATURES:

- Side stake pockets
- Simulated tie-loops
- Fishbelly center-sill
- Prototypical pull-plates and lift rings
- Minimum Diameter Curve: 0-36 (3-Rail)
- Minimum Radius Curve: 24" (2-Rail)

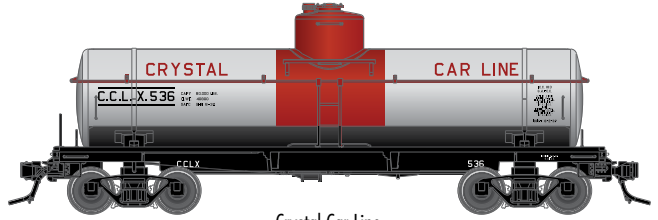
Two road numbers are available per road name.

Road Name/Road Numbers	2-Rail Item #	3-Rail Item #
68' FLAT CAR - NEW PAINT SCHEMES		
BNSF	2001766	2001716
Santa Fe	2001768	2001718
Union Pacific (MW)	2001774	2001724
SHORT BULKHEAD FLAT CAR - NEW PAINT SCHEMES		
TTX	2001771	2001721
MSRP:	\$52.95	\$49.95

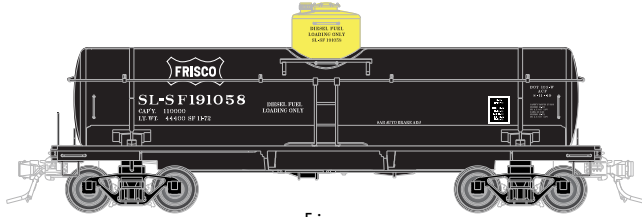
NEW PAINT SCHEMES!



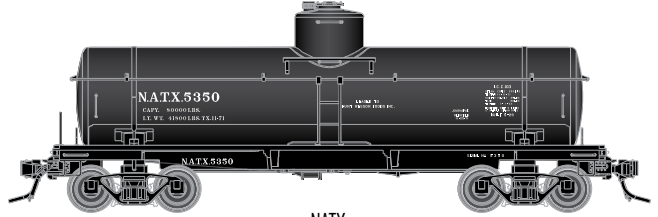
California Dispatch Line



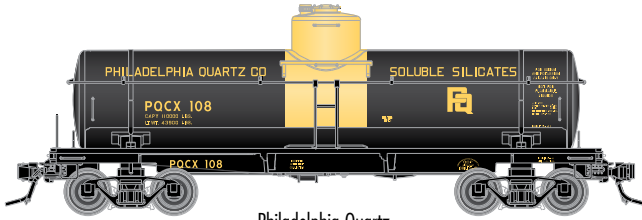
Crystal Car Line



Frisco



NATX



Philadelphia Quartz



Union Starch

3rd QUARTER 2014 ARRIVAL



O MASTER 8,000 GALLON TANK CAR

www.atlaso.com/o8ktanker8.htm

To Order Online: <http://shop.atlasrr.com/c-254-097.aspx>

The ACF® 8,000 Gallon Type 27 Tank Car was one of the most popular standard design riveted tank cars of the first half of the twentieth century. ACF® built more than 1,800 of these cars for a wide variety of customers in the petroleum, chemical, and food industries. Virtually every bulk liquid or gas of the era was shipped in these cars (and its similar 10,000 gallon brother). Typical products included petroleum, acids, alcohol, propane, ammonia, molasses and vegetable oil.

FEATURES:

- Die-cast chassis
- Metal grab irons, handrails and stirrups
- Detailed body
- Accurate painting and lettering
- Minimum diameter curve: 0-31 (3-Rail)
- Minimum radius curve: 24" (2-Rail)

Four road numbers are available per road name.

Road Name/Road Numbers	2-Rail Item #	3-Rail Item #
Undecorated	3004800	3003800
NEW PAINT SCHEMES		
California Dispatch Line	3004813	3003813
Crystal Car Line	3004814	3003814
Frisco	3004815	3003815
NATX	3004816	3003816
Philadelphia Quartz	3004817	3003817
Union Starch	3004818	3003818
MSRP:	\$74.95	\$69.95





Central of Georgia (SOU repaint)




Chessie System* (C&O)



Chessie System* (WM)



Minneapolis & St. Louis



Reading & Northern



3rd QUARTER 2014 ARRIVAL

O TRAINMAN[®] AAR 3 BAY 70 TON HOPPER

www.atlastrainman.com/Freight/tmo3bay70tonhopper.htm

To Order Online: <http://shop.atlasrr.com/c-78-0149.aspx>

This familiar hopper was an industry standard on many railroads since the 1930s. It was adopted by the AAR as a recommended design, but fell out of favor by the mid-1950s. While offering greater capacity over cars with conventional flat sides, the original open hoppers created corrosive interaction between acidic coal and the car's joints, leading to costly rebuilding programs.

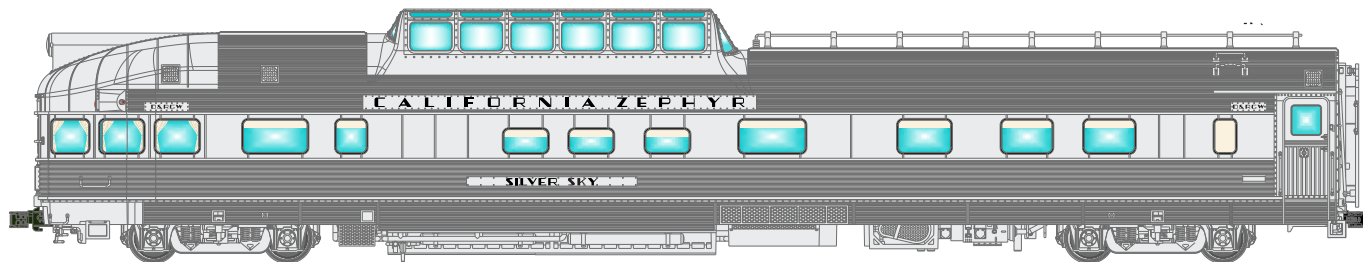
FEATURES:

- Separately-applied coal load, brake wheel and brakewheel platform
- Either flat end or arched end as appropriate for railroad
- Accurate painting and lettering
- Metal couplers and sprung die-cast trucks
- True scale dimensions with accurate details
- Weighted, detailed underframes
- 2-rail cars feature scale wheels and body mounted scale couplers
- 3-rail trucks pre-drilled for Atlas O Adjust-A-Couplers[®]

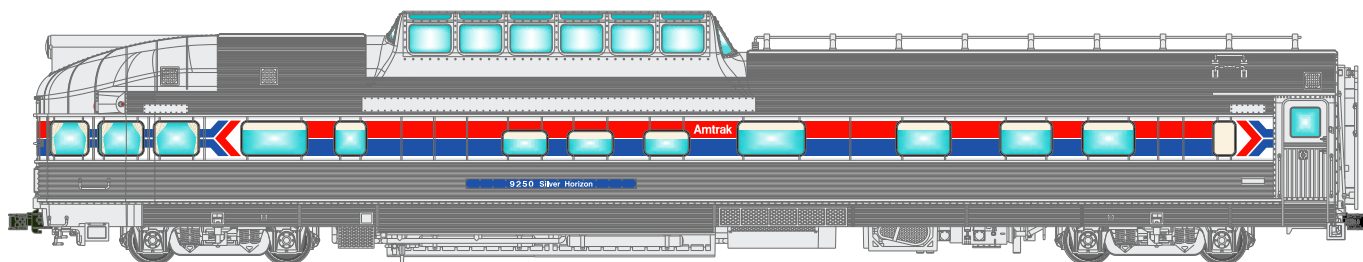
*CSX Licensed Product

Road Name/Road Numbers	2-Rail Item #	3-Rail Item #
NEW PAINT SCHEMES		
Central of Georgia (SOU repaint)	2001857	2001807
Chessie System* (C&O)	2001859	2001809
Chessie System* (WM)	2001860	2001810
Minneapolis & St. Louis	2001861	2001811
Reading & Northern	2001862	2001812
MSRP:	\$55.95	\$52.95

NEW PAINT SCHEMES!



D&RGW Silver Sky - Dome Observation Car



Amtrak Silver Horizon - Dome Observation Car

3rd QUARTER 2014 ARRIVALO
SCALE

O MASTER CALIFORNIA ZEPHYR – DOME OBSERVATION CAR & 6-5 SLEEPER CAR

www.atlasrr.com/odomeobs.htm - To Order Online: <http://shop.atlasrr.com/c-67-014.aspx>

www.atlasrr.com/o6-5sleeper.htm - To Order Online: <http://shop.atlasrr.com/c-67-014.aspx>

Originally operated by CB&Q, D&RGW and WP, The California Zephyr was considered to be the pinnacle of design, comfort and luxury of the late 1940s. Its inaugural run on March 12, 1949, attended by politicians, Hollywood stars, and corporate executives, spared no expense. The Zephyr presented each inaugural female passenger with an exotic corsage of silver and orange orchids flown in from Hilo, Hawaii.

Marketed to families as "a vacation unto itself", luxury is obviously an important part of the Zephyr's lasting allure. Each car was adorned with intricate oil paintings, carved linoleum and etched glass. Radio service was also provided throughout the train with an allowance of thirty-four different broadcasting stations. Various lighting elements were meticulously designed for optimal ambiance and comfort; fluorescent lighting was provided in all common spaces and incandescent reading lamps were installed in each roomette and over each seat, as well as in restrooms, vestibules and passageways. The dome lighting's intensity was specifically designed to decrease as you ascended -- not only to create an air of elegance -- but also to allow glare-free night viewing by the passengers. Elevating the notion of travel luxury were the famed "Zephyrettes", specially selected train hostesses that filled mostly any role to help make the trip both memorable and relaxing -- from babysitting to organizing social activities.

Throughout its twenty-one year run, the California Zephyr ran with cars of mixed ownership split between the three railroads. This mixed consist depended mostly on what cars were available at the terminals rather than the railroad it was operating on at the time. Its final run was completed on March 22, 1970. Today, the stainless steel cars of the original California Zephyr are extremely popular with private collectors and several operate in charter service through Amtrak.



Dome Detail

NEW MODEL!



End Detail

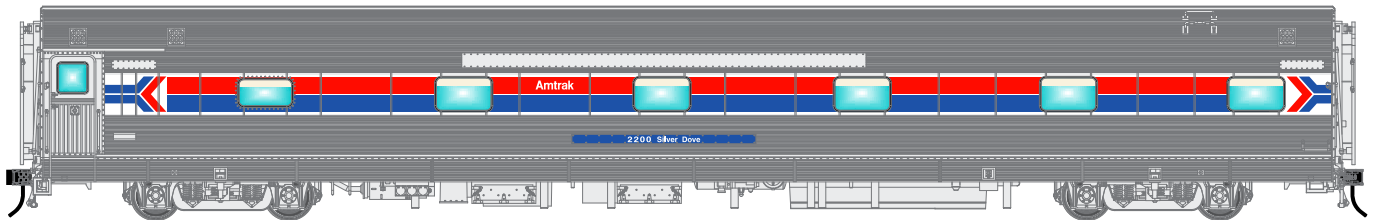
O MASTER CALIFORNIA ZEPHYR – DOME OBSERVATION CAR & 6-5 SLEEPER CAR

FEATURES:

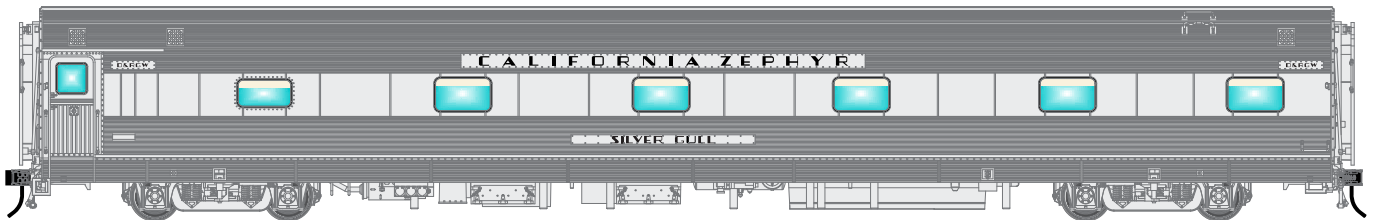
- True-Scale Dimensions and details
- Selectable interior lighting
- Choose either track or self-contained battery power
- Full-scale length cars, approx. 21.3" over diaphragms
- Accurate representation of the stainless-steel corrugations and welding seams
- Realistic aluminum finish
- Full interior details and interior LED lighting
- Full underbody details
- Patented Adjust-A-Coupler™ system for horizontal adjustment of couplers and spacing between cars
- Working diaphragms
- Sprung die-cast trucks
- Recommended curves: 0-72 Diameter (3-Rail), 36" Radius (2-Rail)

Road Name/Road Numbers	2-Rail Item #	3-Rail Item #
DOME OBSERVATION CAR - NEW MODEL!		
Unlettered	3002156	3001156
California Zephyr CB&Q – Silver Penthouse	3002157-1	3001157-1
California Zephyr D&RGW – Silver Sky	3002158-1	3001158-1
California Zephyr WP – Silver Crescent	3002159-1	3001159-1
Amtrak – Silver Horizon	3002160-1	3001160-1
Amtrak – Silver Solarium	3002160-2	3001160-2
MSRP:	\$184.95	\$179.95


Road Name/Road Numbers	2-Rail Item #	3-Rail Item #
6-5 SLEEPER CAR - NEW MODEL!		
Unlettered	3002195	3001195
California Zephyr CB&Q – Silver Quail	3002196-1	3001196-1
California Zephyr D&RGW – Silver Gull	3002197-1	3001197-1
California Zephyr WP – Silver Crane	3002198-1	3001198-1
Amtrak – Silver Dove	3002199-1	3001199-1
Amtrak – Silver Thrush	3002199-2	3001199-2
MSRP:	\$164.95	\$159.95



Amtrak Silver Dove - 6-5 Sleeper Car



D&RGW Silver Gull - 6-5 Sleeper Car



CNJ / NJDOT - Coach



Burlington - Coach



Chesapeake & Ohio* - Coach



Milwaukee Road - Coach



New York Central* - Coach

3rd QUARTER 2014 ARRIVAL



O TRAINMAN® 60' PASSENGER CARS

www.atlastrainman.com/Freight/tmo60passengercars.htm

To Order Online - Coach: <http://shop.atlasrr.com/c-135-0195.aspx>

To Order Online - RPO: <http://shop.atlasrr.com/c-132-0192.aspx>

To Order Online - Baggage: <http://shop.atlasrr.com/c-133-0193.aspx>

To Order Online - Combine: <http://shop.atlasrr.com/c-134-0194.aspx>

Four road numbers are available per road name for the Passenger Coaches, except for CNJ/NJDOT and Burlington which have eight. The RPO, Baggage and Combine Cars have two road numbers per road name.

**NEW PAINT
SCHEMES &
ROAD NUMBERS!**

O TRAINMAN® 60' PASSENGER CARS



Chesapeake & Ohio* - RPO



Milwaukee Road - RPO



New York Central* - RPO



Chesapeake & Ohio* - Baggage



Milwaukee Road - Baggage



New York Central* - Baggage

FEATURES:

- Die-cast sprung trucks
- Full scale dimensions and details
- Separately-applied grab irons
- Interior lighting
- Separately-applied diaphragms
- Interior details
- Based upon C&NW prototypes
- Minimum diameter curve: 0-36 (3-Rail)
- Minimum radius curve: 36" (2-Rail)

Road Name/Road Numbers	2-Rail Item #	3-Rail Item #
60' PASSENGER COACH - NEW ROAD NUMBERS		
CNJ / NJDOT	2001163	2001113
NEW PAINT SCHEMES		
Burlington	2001164	2001114
Chesapeake & Ohio*	2001165	2001115
Milwaukee Road	2001166	2001116
New York Central*	2001167	2001117
60' RPO CAR - NEW PAINT SCHEMES		
Chesapeake & Ohio*	2001463	2001413
Milwaukee Road	2001464	2001414
New York Central	2001465	2001415
60' BAGGAGE CAR - NEW PAINT SCHEMES		
Chesapeake & Ohio*	2001364	2001314
Milwaukee Road	2001365	2001315
New York Central	2001366	2001316
60' COMBINE - NEW PAINT SCHEMES		
Chesapeake & Ohio*	2001263	2001213
Milwaukee Road	2001264	2001214
New York Central*	2001265	2001215
MSRP:	\$104.95	\$99.95

*CSX Licensed Product



Chesapeake & Ohio* - Combine




Milwaukee Road - Combine




New York Central* - Combine



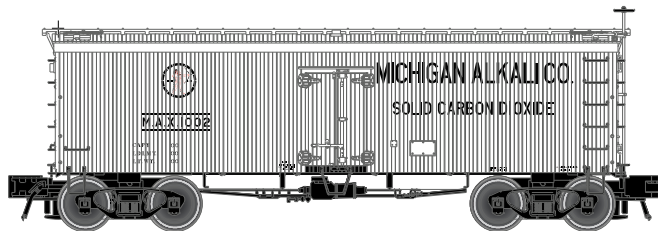
C.F. Vissman & Co.




Frigicar




Klinck Packing Company



Michigan Alkali Company



Norfolk Poultry Company



Schott Brewing Company

4th QUARTER 2014 ARRIVAL



O MASTER 36' WOOD REEFER

www.atlaso.com/o36woodreefer13.htm

To Order Online: <http://shop.atlasrr.com/c-212-066.aspx>

The Atlas 36' wood reefer is a highly detailed model of the car that was a mainstay in the meatpacking industry during the steam era. It is representative of the thousands of colorful cars that transported meat, dairy, food and beer products from the 1920s into the 1960s.

FEATURES:

- Accurate painting and lettering
- Highly detailed ABS body
- Separately-applied grab irons, ladders and stirrups
- Hatch styles and truss rods appropriate per road name
- Separately-applied door hardware
- Opening hatches and doors
- Die-cast chassis
- Detailed braking system
- 40-ton Bettendorf-style die-cast sprung trucks
- Die-cast articulated couplers (3-Rail)
- Die-cast scale couplers with internally sprung knuckles (2-Rail)
- 33" scale metal wheels (2-Rail)
- Minimum diameter curve (3-Rail): 0-31
- Minimum radius curve (2-Rail): 24"
- Note: Atlas O body mounted scale couplers can be used on both 2-rail and 3-rail versions.


Two road numbers are available per road name.

Road Name/Road Numbers	2-Rail Item #	3-Rail Item #
Undecorated	9000-1	8000-1
Undecorated - w/ Truss Rods	9000-2	8000-2
NEW PAINT SCHEMES		
C.F. Vissman & Co.	3002415	3001415
Frigicar	3002416	3001416
Klinck Packing Company	3002417	3001417
Michigan Alkali Company	3002418	3001418
Norfolk Poultry Company	3002419	3001419
Schott Brewing Company	3002420	3001420
MSRP:	\$76.95	\$71.95






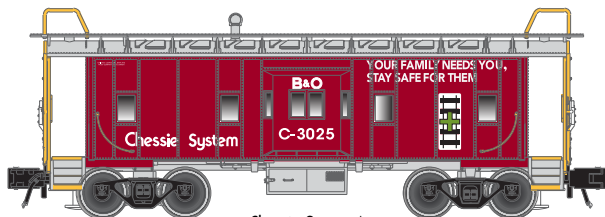
Baltimore & Ohio*



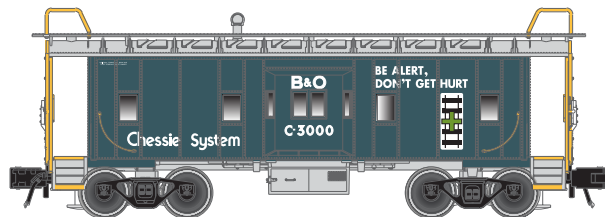
Union Pacific - Side A




Union Pacific - Side B



Chessie System*



Chessie System*



Nickel Plate Road



Long Island Railroad



4th QUARTER 2014 ARRIVAL

O TRAINMAN® BAY WINDOW CABOOSE

www.atlastrainman.com/Freight/tmobwcaboose.htm
To Order Online: <http://shop.atlasrr.com/c-114-0178.aspx>

Along with the Extended-Vision body style, the Bay Window Caboose became one of the preferred designs for cabooses built in the 1950s and beyond. It offered improved visibility for better views of the train while in motion as well as modern amenities for the crew. This TRAINMAN model is based upon features of the Southern Pacific C-30-6 bay window cabooses of 1951, but at the same time is representative of the thousands of such cars used on American railroads.

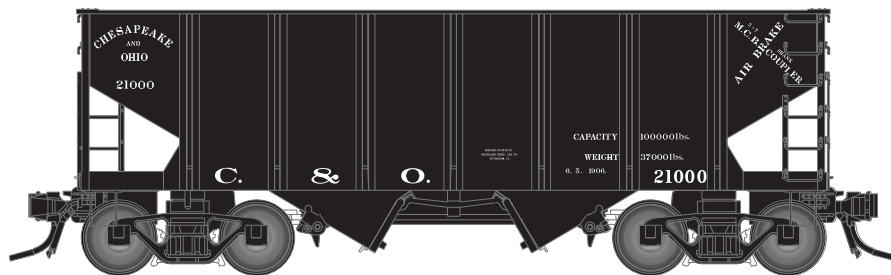


FEATURES:

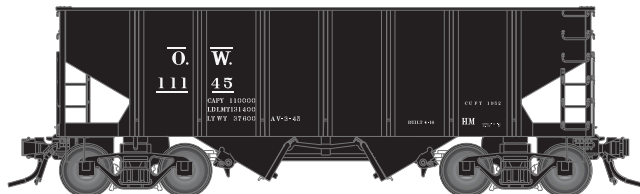
- Separately-applied see-through roof walk, smoke stack, brake wheel and brake lines
- Premium die-cast couplers and friction bearing caboose trucks
- Weighted, detailed underframes
- Interior lighting with on/off control switch on chassis
- 2-Rail cars feature 33" scale wheels and body-mounted scale couplers
- Accurate and colorful decoration
- Minimum diameter curve: 0-31 (3-Rail)
- Minimum radius curve: 24" (2-Rail)

*CSX Licensed Product

Road Name/Road Numbers	2-Rail Item #	3-Rail Item #
Undecorated	2001775	2001725
NEW PAINT SCHEMES		
Baltimore & Ohio*	2001776	2001726
Chessie System*	2001777	2001727
Long Island Railroad	2001778	2001728
Nickel Plate Road	2001779	2001729
Union Pacific	2001780	2001730
MSRP:	\$64.95	\$59.95



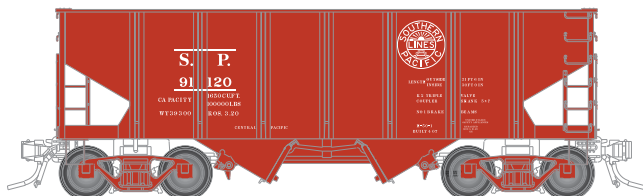
C&O*




O&W



Pennsylvania Lines



Southern Pacific



Wabash

4th QUARTER 2014 ARRIVAL

O
SCALE

O MASTER USRA 55 TON COAL HOPPER

www.atlaso.com/o55tonhoppers6.htm

To Order Online: <http://shop.atlasrr.com/c-115-0179.aspx>

The Atlas 55 Ton Hopper Car represents one of the primary body types designed by the United States Railroad Association (USRA) to relieve a severe shortage of freight trains during WWI. First built in 1918, approximately 25,000 of these cars were assigned to haul coal along the mid-west and eastern railroads. These popular coal trains wound their way across half of America for more than five decades.

NEW PAINT SCHEMES!

FEATURES:

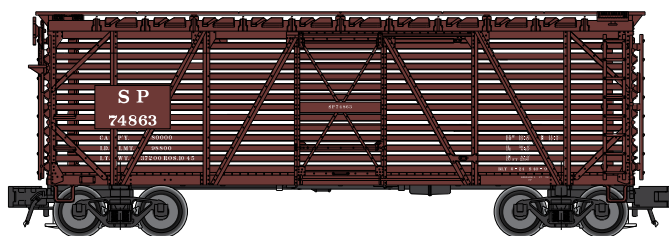
- Die-cast centerbeam and chassis
- Wire grab irons
- Die-cast stirrups
- Opening, sprung hopper doors
- Die-cast Andrews trucks
- Prototypical painting and lettering
- Die-cast articulated couplers with trainline detail (3-Rail)
- Scale die-cast couplers and 33" wheelsets (2-Rail)
- Minimum diameter curve: 0-31 (3-Rail)
- Minimum radius: 24" (2-Rail)

*CSX Licensed Product Four road numbers are available per road name.


Road Name/Road Numbers	2-Rail Item #	3-Rail Item #
Undecorated	3006800	3005800
NEW PAINT SCHEMES		
C&O*	3006801	3005801
O&W	3006802	3005802
Pennsylvania Lines	3006803	3005803
Southern Pacific	3006804	3005804
Wabash	3006805	3005805
MSRP:	\$76.95	\$71.95



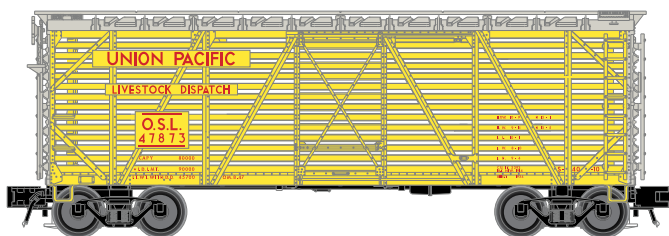
Great Northern (Big Sky Blue)



Southern Pacific



Texas & Pacific



Union Pacific (OSL)



4th QUARTER 2014 ARRIVAL

O TRAINMAN® 40' STOCK CAR

www.atlastrainman.com/Freight/tmo40stockcar.htm

To Order Online: <http://shop.atlasrr.com/c-30-0109.aspx>

During the heyday of rail transport, livestock was routinely shipped in complete trainloads to packing plants throughout the country. The typical stock car was based upon a 40' box car modified with open slat sides and possibly internal decking for the smaller breeds of animals. Designed primarily for transporting cows and pigs, original stock cars date back to the 1860's, and could carry up to 20,000 pounds of livestock.

Their use became rare by the 1980's, due to humane, safety and cost concerns. This ATLAS O TRAINMAN® model is a typical reproduction of a once-common freight car style. Resplendent with eye-popping details and engineered for reliability and historical accuracy, the ATLAS O TRAINMAN® 40' Stock Car is a must-have addition to any O Scale layout!

FEATURES:

- Separately applied roof walks, ladder, brake wheel & brake lines
- Accurate painting & lettering
- See-through roof walks
- Metal couplers and sprung die-cast trucks
- True scale dimensions with accurate details
- Weighted, detailed underframes
- 2-rail cars feature scale wheels and body mounted scale couplers
- 3-rail trucks pre-drilled for Adjust-A-Coupler™ System (sold separately)

Two road numbers are available per road name.

Road Name/Road Numbers	2-Rail Item #	3-Rail Item #
NEW PAINT SCHEMES		
Great Northern (Big Sky Blue)	2002450	2002400
Southern Pacific	2002451	2002401
Texas & Pacific	2002452	2002402
Union Pacific (OSL)	2002453	2002403
MSRP:	\$59.95	\$56.95



ATLAS TRACK

O TRACK & ACCESSORIES LISTING

• PRICES SUBJECT TO CHANGE WITHOUT NOTICE •

ITEM#	DESCRIPTION	MSRP/ UNIT
O GAUGE LAYOUT BOOKS & PLANNING TOOLS		
0002-3	Atlas O 21st Century Track Brochure	\$2.75
0012	The Complete Atlas Wiring Book	\$8.95
0104	Atlas All Scales Track Catalog	\$2.00
0140	O Collector's Guide/40' Reefers 1st Ed.	\$6.00
6008	Layout Book (3-Rail)	\$9.95
O GAUGE CODE 215 3-RAIL TRACK - BROWN TIES, NICKEL SILVER RAIL		
STARTER SETS		
6001	3-Rail 21st Century Track System Starter Set <i>(Oval w/ O-36 Curves)</i>	\$87.95
STRAIGHT TRACK		
6015	1¼" Straight (4 pcs./card)	\$10.50
6050	10" Straight	\$5.50
6051	4½" Straight	\$4.75
6052	1¾" Straight (4 pcs./card)	\$11.75
6053	5½" Straight	\$4.95
40" CUSTOM TRACK		
6054	40" Custom-Flex with Simulated Cement Ties	\$21.95
6055	3-Tie Snap-Lock Clips with Simulated Cement Ties <i>(Finishing piece used when cutting flex.)</i>	\$5.50
6056	40" Custom-Flex with Simulated Wood Ties	\$21.95
6057	3-Tie Snap-Lock Clips with Simulated Wood Ties <i>(8 pcs./bag) (Finishing piece used when cutting flex.)</i>	\$5.50
6058	40" Custom Rigid Straight	\$20.95
CURVED TRACK		
6011	O-81 Full Curve (16 pcs. to circle)	\$9.75
6012	O-81 ½ Curve (2 pcs./card)	\$11.75
6013	O-90 Full Curve (16 pcs. to circle)	\$11.75
6014	O-99 Full Curve (16 pcs. to circle)	\$12.95
6016	O-108 Full Curve	\$15.50
6043	O-27 Full Curve (8 pcs. to circle)	\$6.35
6044	O-27 ½ Curve	\$4.80
6045	O-45 Full Curve (12 pcs. to circle)	\$6.35
6046	O-45 ¼ Curve (4 pcs./card)	\$13.75
6060	O-54 Full Curve (16 pcs. to circle)	\$5.50
6061	O-54 ½ Curve	\$4.75
6062	O-72 Full Curve (16 pcs. to circle)	\$8.25
6063	O-72 ½ Curve	\$6.00
6064	O-63 Full Curve (16 pcs. to circle)	\$7.25
6066	O-36 Full Curve (12 pcs. to circle)	\$5.50
6068	O-36 ¼ Curve (4 pcs./card)	\$12.95
CUSTOM SUPREME SWITCHES <i>(Remote switches come with switch motor, controller and all wiring needed for installation)</i>		
6021	#7.5 High Speed Turnout - Left	\$109.95
6022	#7.5 High Speed Turnout - Right	\$109.95
6024	#5 Turnout - Left	\$107.95
6025	#5 Turnout - Right	\$107.95
6027	#5 Double Slip Switch	\$219.95
6070	O-54 Remote - Left	\$85.95
6071	O-54 Remote - Right	\$85.95

ITEM#	DESCRIPTION	MSRP/ UNIT		
O GAUGE CODE 215 3-RAIL TRACK - BROWN TIES, NICKEL SILVER RAIL				
CUSTOM SUPREME SWITCHES <i>(Remote switches come with switch motor, controller and all wiring needed for installation)</i>				
6072	O-72 Remote - Left	\$85.95		
6073	O-72 Remote - Right	\$85.95		
6074	O-72 Wye Remote	\$85.95		
6075	O-36 Remote - Left	\$85.95		
6076	O-36 Remote - Right	\$85.95		
6077	O-72/O-54 Curved Switch - Left	\$108.95		
6078	O-72/O-54 Curved Switch - Right	\$108.95		
6085	O-45 Switch - Left	\$85.95		
6086	O-45 Switch - Right	\$85.95		
CUSTOM SUPREME CROSSINGS				
6080	90° Crossing (1 pc./card)	\$17.75		
6081	45° Crossing (1 pc./card)	\$20.95		
6082	22.5° Crossing (1 pc./card)	\$29.75		
6083	60° Crossing (1 pc./card)	\$25.25		
6084	30° Crossing (1 pc./card)	\$29.75		
ITEM#	DESCRIPTION	MSRP w/o POWER PACK	MSRP w/ POWER PACK	# OF POWER PACKS
O GAUGE CODE 215 3-RAIL LAYOUT PACKAGES				
<ul style="list-style-type: none"> Layout packages include all necessary track, switches, heavy duty electrical components and 16 gauge heavy duty wire. All 3-rail layout packages are offered both with or without Atlas O's 80 Watt Power Pack(s) (Item #1000080). The number of Atlas O 80 Watt Power Packs necessary (or included) is listed for each layout. Each 80 Watt Power Pack comes with a FULL 2 YEAR WARRANTY. All layout plans are featured in the 6008 Layout Book. 				
0-1	A Fine Beginning	\$506.00	\$705.90	2
0-2	Beyond The Figure 8	\$892.00	\$1091.90	2
0-3	Continuous Running With A Twist	\$1624.00	\$1823.90	2
0-4	Mainline Action	\$1891.00	\$2090.90	2
0-5	Expand Your Possibilities	\$1680.00	\$1879.90	2
0-6	Empire Building	\$1755.00	\$1954.90	2
0-7	Milwaukee & Northern	\$547.00	\$746.90	2
0-8	West Side Belt	\$892.00	\$1091.90	2
0-9	Kansas City Connecting	\$1166.00	\$1365.90	2
0-10	Detroit Western	\$1075.00	\$1274.90	2
0-11	Cloverleaf Junction	\$1755.00	\$1954.90	2
0-12	Renovo & Southern	\$2224.00	\$2522.50	3
0-13	Valley Crossing	\$2227.00	\$2426.90	2
0-14	Hillside Industrial	\$1868.00	\$2067.90	2
0-15	Ft. Wayne & Chicago Bridge Line	\$1857.00	\$2056.90	2
0-16	Cave Creek Central	\$2853.00	\$3052.90	2
0-17	Atlantic Midland	\$2868.00	\$3067.90	2
0-18	Jersey Coast Lines	\$2798.00	\$2997.90	2
0-19	The Grand Junction	\$3193.00	\$3392.90	2
0-20	Texas Western	\$5501.00	\$5799.50	3
0-21	Diablo Canyon Lines	\$4780.00	\$5078.50	3
0-22	Janesville Junction	\$862.00	\$1061.90	2
0-23	Hudson Valley Lines	\$994.00	\$1193.90	2
0-24	Indiana Interwoven	\$1260.00	\$1459.90	2
0-25	The Pacific Pretzel	\$392.00	\$491.95	1
0-26	Minnesota Western	\$1165.00	\$1364.90	2
0-27	Gateway Central	\$2332.00	\$2531.90	2
0-28	Chesapeake Crossing	\$2213.00	\$2412.90	2

ATLAS TRACK

O TRACK & ACCESSORIES LISTING

• PRICES SUBJECT TO CHANGE WITHOUT NOTICE •

ITEM#	DESCRIPTION	MSRP w/o POWER PACK	MSRP w/ POWER PACK	# OF POWER PACKS
O GAUGE CODE 215 3-RAIL LAYOUT PACKAGES				
<ul style="list-style-type: none"> Layout packages include all necessary track, switches, heavy duty electrical components and 16 gauge heavy duty wire. All 3-rail layout packages are offered both with or without Atlas O's 80 Watt Power Pack(s) (Item #1000080). The number of Atlas O 80 Watt Power Packs necessary (or included) is listed for each layout. Each 80 Watt Power Pack comes with a FULL 2 YEAR WARRANTY. All layout plans are featured in the 6008 Layout Book. 				
0-29	Port Huron & Southern	\$3205.00	\$3404.90	2
0-30	Great Eastern Lines	\$2110.00	\$2309.90	2
0-31	Weehawken Industrial	\$2373.00	\$2572.90	2
0-32	Adirondack & Lake Champlain	\$3555.00	\$3654.90	2
0-33	Skykomish & Cascade	\$7532.00	\$7731.90	2
0-34	Drew Modere's Golden Spike Central	\$2017.00	\$2216.90	2
0-35	The "New" York Central	\$4310.00	\$4509.90	2
0-36	New Jersey & Long Branch	\$8186.00	\$8385.90	2
ITEM#	DESCRIPTION	MSRP/ UNIT		
O GAUGE 3-RAIL TRACK ACCESSORIES				
6010	10" Straight Terminal Track	\$10.50		
6040	Bumper (2 pcs./box)	\$6.00		
6059	1¼" Uncoupling Track (comes w/ wire, controller, etc.) (1 per card)	\$17.50		
6090	Terminal Joiners (1 pr./bag)	\$4.75		
6091	Nickel Silver Rail Joiners (16 pcs./blister)	\$3.95		
6092	Black Rail Joiners (16 Pcs./Blister)	\$3.95		
6093	Insulated Rail Joiners (16 Pcs./Blister)	\$3.00		
6094	Track Screws (48 Pcs./Bag)	\$3.75		
6095	Tubular Transition Joiners (6 Pcs./Blister)	\$5.50		
6096	Gargraves Transition Joiners (6 Pcs./Blister)	\$5.50		
6097	Accessory Rails (Comes w/ Wire, Controller, Etc.); 1 Per Card For use w/ Lione® cars	\$17.50		
O SCALE 3-RAIL BRIDGES & LAYOUT ACCESSORIES				
LAYOUT ACCESSORIES				
6904	Roundhouse Kit - 3 Stall (for 3-rail and 2-rail operation)	\$263.95		
6910	Turntable (for 3-rail and 2-rail operation)	\$229.95		
3-RAIL BRIDGES				
6918	Single Through Plate Girder Bridge	\$120.95		
6919	Through Plate Girder Add-On Kit	\$82.50		
6920	Single Track Pratt Truss Bridge Kit	\$175.95		
6921	Double Track Pratt Truss Bridge Kit	\$229.95		
6922	Pratt Truss Bridge Add-On Kit	\$82.50		
6923	Deck Girder Bridge	\$142.95		
O-SCALE 3-RAIL SIGNAL SYSTEM				
3-RAIL SIGNALS				
6911	Color Position Light Signal	\$76.95		
6912	Four Pack - Color Position Light Signal - SAVE! (4 each of #6911)	\$285.95		
6925	PRR Signal	\$76.95		
6926	Four Pack - PRR Signal - SAVE! (4 each of #6925)	\$285.95		
6930	Realistic Road Signal - Type G with red, green & yellow aspects (Includes signal, trackside relay shed with signal circuit board & instructions.)	\$82.95		
6931	Switch Signal - Dwarf	\$43.95		
6932	Search Light Signal (1 Lamp, 3 colors)	\$82.95		
6934	Four Pack - Realistic Road Signal - SAVE! (Includes 4 each of #6930)	\$307.95		
6935	Four Pack - Switch Signal - SAVE! (Includes 4 each of #6931)	\$153.95		

ITEM#	DESCRIPTION	MSRP/ UNIT
O-SCALE 3-RAIL SIGNAL SYSTEM		
3-RAIL SIGNALS		
6936	Four Pack - Search Light Signal - SAVE! (Includes 4 each of #6932)	\$307.95
SIGNAL CABLE - <i>For use with 3-Rail or 2-Rail. Used to connect multiple signals together.</i>		
6937	7' Signal Cable	\$5.50
6938	15' Signal Cable	\$10.25
6939	25' Signal Cable	\$15.50
O SCALE 3-RAIL ROLLING STOCK ACCESSORIES		
3-RAIL TRUCKS AND COUPLERS		
6028	40-Ton Bettendorf Trucks - 1 Pair - NEW!	\$21.95
6029	Commonwealth Express Trucks	\$23.00
6030	100 Ton Roller-Bearing Trucks ¹	\$23.00
6033	Andrews Trucks -1 Pair	\$21.95
6034	70 Ton Roller Bearing Trucks ¹	\$23.00
6945	50-Ton Adjust-A-Couplers (2 Pair/Blister)	\$7.95
6946	70-Ton Adjust-A-Couplers (2 Pair/Blister)	\$7.95
¹ - with rotating bearing caps		
O GAUGE CODE 148 2-RAIL SCALE TRACK - BROWN TIES, NICKEL SILVER RAIL		
STRAIGHT TRACK		
7050	10" Straight	\$5.50
7051	4½" Straight	\$3.95
7052	1¼" Straight (4 pcs./card)	\$9.95
7056	40" Flex Track with Simulated Wood Ties	\$16.50
CUSTOM SUPREME CROSSINGS		
7080	90° Crossing	\$21.50
7081	45° Crossing	\$21.50
CURVED TRACK		
7011	40.5" Radius Full Curve (16 Pcs. To Circle)	\$8.75
7012	40.5" Radius 1/3 Curve (2 Pcs./Card)	\$9.95
7013	45" Radius Full Curve	\$9.95
7014	49.5" Radius Full Curve	\$11.95
7016	54" Radius Full Curve	\$12.50
7062	36" Radius Full Curve (16 Pcs. To Circle)	\$7.25
7063	36" Radius Half Curve	\$5.50
CUSTOM SUPREME TURNOUTS		
7021	#7.5 Turnout - Left	\$87.95
7022	#7.5 Turnout - Right	\$87.95
7024	#5 Turnout - Left	\$82.50
7025	#5 Turnout - Right	\$82.50
7074	Wye Turnout	\$71.50
7098	Left Hand Switch Machine	\$16.50
7099	Right Hand Switch Machine	\$16.50
ITEM#	DESCRIPTION	MSRP w/o POWER PACK
O GAUGE CODE 148 2-RAIL SCALE LAYOUT PACKAGES		
• Layout packages include all necessary track, switches and electrical components. Power pack is NOT included.		
0-201	Twin Cities Central	920.00

ATLAS TRACK

O TRACK & ACCESSORIES LISTING

• PRICES SUBJECT TO CHANGE WITHOUT NOTICE •

ITEM#	DESCRIPTION	MSRP w/o POWER PACK
O GAUGE CODE 148 2-RAIL SCALE LAYOUT PACKAGES		
• <i>Layout packages include all necessary track, switches and electrical components. Power pack is NOT included.</i>		
0-202	Cascade & Pacific	990.00
0-203	Raritan & South Shore	1589.00
0-204	Hoboken Industrial	2524.00
0-205	Adirondack & Lake George	3094.00
ITEM#	DESCRIPTION	MSRP / UNIT
O GAUGE 2-RAIL TRACK ACCESSORIES		
7090	Terminal Joiners (1 pr./bag)	\$4.75
7091	Nickel Silver Rail Joiners (16 pcs./blister)	\$3.95
7093	Insulated Rail Joiners (16 Pcs./Blister)	\$3.95
O SCALE 2-RAIL BRIDGES & LAYOUT ACCESSORIES		
LAYOUT ACCESSORIES		
6904	Roundhouse Kit - 3 Stall (for 3-rail and 2-rail operation)	\$263.95
6910	Turntable (for 3-rail and 2-rail operation)	\$229.95
2-RAIL BRIDGES		
7918	Single Through Plate Girder Bridge	\$120.95
7919	Through Plate Girder Add-On Kit	\$82.50
7920	Single Track Pratt Truss Bridge Kit	\$175.95
7921	Double Track Pratt Truss Bridge Kit	\$229.95
7922	Pratt Truss Bridge Add-On Kit	\$82.50
7923	Deck Girder Bridge	\$142.95
O SCALE 2-RAIL SIGNAL SYSTEM		
2-RAIL SIGNALS		
7911	Color Position Light Signal	\$93.50
7912	Four Pack - Color Position Light Signal - SAVE! (4 each of #7911)	\$351.95
7925	PRR Signal	\$93.50
7926	Four Pack - PRR Signal - SAVE! (4 each of #7925)	\$351.95
7930	Realistic Road Signal - Type G with red, green & yellow aspects (Includes signal, trackside relay shed with signal circuit board & instructions.)	\$82.95
7932	Type "A" Searchlight Signal	\$98.95
7934	Four Pack - Realistic Road Signal - SAVE! (Includes 4 each of #7930)	\$373.95
7935	2-Rail Track Detector	\$24.25
7936	Four Pack - Type "A" Searchlight Signal - SAVE! (4 each of #7932)	\$373.95
SIGNAL CABLE <i>For use with 3-Rail or 2-Rail. Used to connect multiple signals together.</i>		
6937	7' Signal Cable	\$5.50
6938	15' Signal Cable	\$10.25
6939	25' Signal Cable	\$15.50
O SCALE 2-RAIL ROLLING STOCK ACCESSORIES		
2-RAIL TRUCKS AND COUPLERS		
7028	40-Ton Bettendorf Trucks - 1 Pair - NEW!	\$21.95
7029	Commonwealth Express Trucks	\$25.25
7030	100 Ton Roller-Bearing Trucks ¹	\$23.00
7031	Caboose Trucks ¹ - 1 Pair (Includes Wipers For Power Pick-Up)	\$24.25
7033	Andrews Trucks -1 Pair	\$21.95
7034	70 Ton Roller Bearing Trucks ¹	\$23.00
7036	3-Rail To 2-Rail Retrofit Kit (4 Scale 36" Wheel Sets And A Pair Of Couplers)	\$23.00

ITEM#	DESCRIPTION	MSRP / UNIT
O SCALE 2-RAIL ROLLING STOCK ACCESSORIES		
7037	3-Rail To 2-Rail Retrofit Kit (4 Scale 33" Wheel Sets And A Pair Of Couplers)	\$20.95
7038	2-Rail Scale Electro Couplers - 1 Pair	\$14.25
7039	2-Rail Die-Cast Couplers (2 Pair/Blister)	\$10.25
7057	2-Rail Die-Cast Replacement Coupler w/ Springs (2 Pair/Blister)	\$8.95
7064	50 Ton Barber-Bettendorf Trucks	\$24.95
7065	70 Ton Roller Bearing Trucks	\$24.95
7066	100 Ton Roller Bearing Trucks	\$24.95
7067	Andrews Trucks	\$24.95
7068	Roller Bearing Caboose Trucks	\$24.95
7069	Commonwealth Express Trucks	\$24.95
¹ - with rotating bearing caps		
O SCALE ELECTRICAL COMPONENTS & ACCESSORIES		
1000030	30 Watt Power Pack	\$52.95
1000080	80 Watt Power Pack	\$99.95
6098	3-Rail Deluxe Under-Table Switch Machine	\$21.95
6099	3-Rail Remote Switch Machine	\$16.50
6924	Non-Derail Circuit Board	\$24.25
0056	Switch Control Box	\$5.50
0057	Deluxe Switch Control Box	\$14.25
0200	Snap Relay	\$14.25
0201	#3 Spade Connectors (24 pcs./pkg.)	\$6.00
0205	Connector	\$10.95
0210	Twin	\$10.95
0215	Selector	\$10.95
0220	Controller	\$11.50
HEAVY DUTY ELECTRICAL COMPONENTS		
6927	Heavy Duty Connector	\$24.25
6928	Heavy Duty Twin	\$24.25
6929	Heavy Duty Selector	\$24.25
20 GAUGE STRANDED COPPER LAYOUT WIRE - 50' SPOOL		
0312	5 Conductor Ribbon Wire	\$26.50
0315	Black	\$9.95
0316	Red	\$9.95
0317	Green	\$9.95
0318	Yellow	\$9.95
0319	Blue	\$9.95
16 GAUGE HEAVY DUTY LAYOUT WIRE - 100' SPOOL		
6940	Black	\$29.75
6941	Red	\$29.75
6942	Green	\$29.75
6943	Yellow	\$29.75
6944	Blue	\$29.75
O SCALE STRUCTURES		
PRE-ASSEMBLED HILLSIDE STRUCTURES		
66900	Signal Tower (Red/Gray/Black)	\$52.95

ATLAS TRACK

O TRACK & ACCESSORIES LISTING

• PRICES SUBJECT TO CHANGE WITHOUT NOTICE •

ITEM#	DESCRIPTION	MSRP / UNIT
O SCALE STRUCTURES		
PRE-ASSEMBLED HILLSIDE STRUCTURES		
66901	Passenger Station (Red/Green/Tan)	\$94.95
66902	Station Platform (Red/Green/Tan/Beige)	\$31.95
66903	Elektra Theater	\$199.95
HILLSIDE STRUCTURE KITS		
6900	Signal Tower Kit	\$36.95
6901	Passenger Station Kit	\$69.95
6902	Platform Add-On Kit	\$24.95
6903	Trackside Shanty & Elevated Gate Tower Kits	\$29.95
6905	Icing Platform Kit	\$69.95
6906	Ice House Kit	\$59.95
6907	Jack's Lumber Company	\$74.95
6908	Deep Rock Gas & Oil	\$69.95
TRAINMAN® STRUCTURE KITS		
2009000	Rural Station Kit	\$29.95
2009001	Engine House Kit	\$89.95
2009002	Two Story House Kit	\$29.95
2009004	Switch Tower Kit	\$22.95
O SCALE LASER DESIGN STRUCTURE KITS		
LASER CUT STRUCTURES		
4001000	Maywood Station Kit	\$174.95
4001001	Section House Kit	\$34.95
4001002	Outhouse Kit	\$5.00
4001003	Telephone Shanty Kit	\$11.95
LASER CUT FENCING		
4001004	30" Victorian Fence (Four 7½" sections)	\$22.95
4001005	28" Classical Hairpin Fence (Four 7" sections)	\$18.95
4001006	28" Modern Hairpin Fence (Four 7" sections)	\$18.95
O GAUGE INDUSTRIAL RAIL ROADBED TRACK & ACCESSORIES - RECOMMENDED FOR BEGINNERS		
1001010	10" Terminal Track	\$7.75
1001049	10" Straight Bulk	\$4.75
1001050	10" Straight (4 Pcs./Card)	\$20.95
1001051	4 1/2" Straight (4 Pcs./Card)	\$17.75
1001052	1 3/4" Straight (4 Pcs./Card)	\$17.75
1001053	5 1/2" Straight (4 Pcs./Card)	\$17.75
1001059	10" Uncoupling Track (1 Per Card)	\$25.25
1001066	0-36 Full Curve (4 Pcs./Card)	\$19.75
1001067	0-36 Full Curve Bulk	\$4.75
1001068	0-36 1/4 Curve (4 Pcs./Card)	\$17.75
1001080	90° Crossing	\$23.00
1001096	10" Transition (For Fastrack)	\$10.95
INDUSTRIAL RAIL™ TRAIN SET EXPANSION TRACK PACKS		
1001000	Figure 8 Expansion	\$59.95

378 Florence Avenue • Hillside, NJ 07205

DEALER LISTING

Need to find one of our products? In the list below, hobby stores have been sorted by state and classified as to whether they carry O Scale, HO & N, or are an All Scales Hobby Store. Use the provided key to find which one carries the scales you need. You will also notice that many dealers have an ABC symbol next to their listing. These specified dealers have been recognized as authorized Atlas Buyer's Choice dealers - they have the ability to order any in-stock or announced product, direct from Atlas. For an up-to-date listing as well as driving directions, try our Hobby Store Locator on www.atlaso.com & www.atlasrr.com

KEY: A = Carries O/HO/N Scale Products M = Carries HO/N Scale Products O = Carries O Scale Products ABC = Atlas Buyer's Choice Dealer

SCALE	HOBBY STORE	ABC	CITY	PHONE	SCALE	HOBBY STORE	ABC	CITY	PHONE					
ALABAMA														
A	Homewood Toy & Hobby		Birmingham	205-879-3986	M	J & M Hobby House		San Carlos	650-593-5019					
M	Moss Valley Railroad Company		Huntsville	256-852-1122	M	Hobby Central		San Diego	858-693-0373					
A	Southerland Station		Huntsville	256-533-4720	A	Chan's Trains & Hobbies	✓	San Francisco	415-885-2899					
A	Model City Models		Jacksonville	256-435-0095	A	Franciscan Hobby		San Francisco	415-584-3919					
A	Hobbytown USA		Mobile	251-633-8446	M	D & J Hobby Inc.		San Jose	408-252-1266					
A	Oak Mountain Hobbies & Toys		Pelham	205-685-8980	A	Hobbies Unlimited		San Leandro	510-351-7112					
ARKANSAS														
A	Hobby Shop Deluxe	✓	Dardanelle	479-229-5126	M	Hobbytown USA		San Marcos	760-739-0672					
M	18th Street Station		Fayetteville	479-521-2091	M	Talbot's Toyland		San Mateo	650-931-8110					
A	Hobbytown USA		Ft. Smith	479-649-9229	M	Feather River Train Shop		San Rafael	415-499-0664					
A	Rail & Sprue Hobbies	✓	Jacksonville	501-982-6836	A	California Hobbies		Santa Barbara	805-964-6563					
M	Hobbytown USA		Little Rock	501-228-4800	A	The Train Shop	✓	Santa Clara	408-296-1050					
ARIZONA														
M	Hobby Bench		Glendale	602-547-1828	A	Trains Etc.	✓	Tehachapi	661-822-7777					
A	My Train Shop	✓	Lake Havasu City	928-505-4044	M	Marty's Hobbies		Thousand Oaks	805-497-3664					
O	Arizona Train Depot	✓	Mesa	480-833-9486	M	Hobbytown USA		Torrance	424-275-9157					
A	Roy's Train World	✓	Mesa	480-833-4353	M	The Square Roundhouse		Turlock	209-668-4454					
M	An Affair With Trains		Phoenix	623-434-6778	M	Ventura Hobbies		Ventura	805-658-8138					
A	Coronado Scale Models	✓	Phoenix	602-254-9656	M	Visalia Hobbies		Visalia	559-734-8072					
M	Frank's Hobby House		Phoenix	602-992-3495	A	Arnie's Trains	✓	Westminster	714-893-1015					
M	Hobby Depot		Tempe	480-968-1880	O	Redwood Depot	✓	Willits	707-456-0148					
M	Hobbytown USA	✓	Tucson	520-882-8888	A	The Western Depot	✓	Yuba City	530-673-6776					
CALIFORNIA														
A	Milepost 38 Model Trains	✓	Anaheim Hills	714-974-5752	COLORADO									
A	Central Coast Trains		Atascadero	805-466-1391	A	Colorado Country Candles		Ault	970-381-1566					
A	Berkeley Ace Hardware		Berkeley	510-845-0410	A	Hobbytown USA		Aurora	303-341-0414					
M	Burbank's House of Hobbies		Burbank	818-848-3674	A	Custom Railway Supply Hobbies	✓	Colorado Springs	719-634-4616					
A	The Train Shack	✓	Burbank	818-842-3330	M	Hobbytown USA		Colorado Springs	719-637-0404					
A	Just Trains	✓	Concord	925-685-6566	M	Hobbytown USA		Colorado Springs	719-531-0404					
M	The Train Crossing		Costa Mesa	714-549-1596	A	Sunbird Train Mart		Colorado Springs	719-574-2080					
M	Covina Hobby Center		Covina	626-331-1910	A	Caboose Hobbies		Denver	303-777-6766					
A	Allied Model Trains	✓	Culver City	310-313-9353	M	Hobbytown USA		Fort Collins	970-226-3900					
A	Scholls Heavenly Gifts & Hobbies		Dixon	707-678-8917	M	Hobby Hut Models		Grand Junction	970-242-8761					
M	Hobbytown USA		Folsom	916-984-6266	M	The Brass Broker		Lafayette	303-665-6295					
M	Hobbytown USA		Fresno	559-435-3342	M	Hobbytown USA		Lakewood	303-988-5157					
A	Dynamic Hobbies	✓	Hemet	951-925-9331	A	High Country Hobbies	✓	Montrose	970-252-0065					
A	BCT Hobby & Crafts		Hollister	831-635-0537	O	Rio Grande Southern RR Hobbies	✓	Ridgway	970-626-3733					
A	Reed's Hobby Shop	✓	La Mesa	619-464-1672	A	Hobbytown USA		Westminster	303-431-0482					
A	R Hobbies		La Mirada	562-777-9492	CONNECTICUT									
M	Hobby Warehouse		Lakewood	562-531-1413	A	Branford Hobbies		Branford	203-488-9865					
M	Roger's Railroad Junction & Hobbies		Lodi	209-334-5623	M	Berkshire Hills Hobby Supply	✓	Canaan	860-824-0527					
A	Modesto Hobby & Crafts		Modesto	209-529-7310	A	Ann's Hobby Center	✓	Cos Cob	203-869-0969					
A	The Loose Caboose		Napa	707-258-1222	M	Craftec Hobbies		East Windsor	860-627-7811					
M	The Roundhouse Train Store		North Hollywood	818-769-0403	M	The Train Connection LLC		Enfield	860-741-7530					
M	Smith Brothers Hobby Center		Northridge	818-885-8636	M	Blinn's, Inc.		Fairfield	203-259-5229					
A	Dollhouses, Trains & More	✓	Novato	415-883-0388	A	Hobbytown USA	✓	Fairfield	203-256-0773					
A	Uncle Don's Hobbies & Supplies	✓	Palm Desert	760-346-8856	M	Time Machine Hobby	✓	Manchester	860-646-0610					
A	Paradise Hobbies		Paradise	530-877-6447	A	Amato's Toy & Hobby	✓	Middletown	860-347-1893					
A	The Original Whistle Stop	✓	Pasadena	626-796-7791	M	Amato's Toy & Hobby	✓	New Britain	860-229-9069					
O	Public Delivery Track	✓	Paso Robles	805-226-0320	A	Tom's Trains of CT		Wethersfield	860-529-6157					
M	Western Pacific Railroad Museum		Portola	530-832-1854	M	Heritage Hobbies		Wilton	203-834-0441					
A	Rock House Station	✓	Ramona	760-788-9846	A	R.R. Model & Hobby Supply		Winsted	860-379-3383					
M	Redding Central Train		Redding	530-243-1360	M	The Hobby Gallery	✓	Wolcott	203-879-2316					
A	Loco Boose Electric Train Shop		Redwood City	650-368-1254	DELAWARE									
A	Railroad Hobbies	✓	Roseville	916-782-6067	A	Millsboro Hobbies		Millsboro	302-933-0340					
A	Busy Bee Hobbies & Crafts	✓	San Bernardino	909-886-2669	A	Justrains	✓	Newark	302-266-8063					

378 Florence Avenue • Hillside, NJ 07205

DEALER LISTING

KEY: A = Carries O/HO/N Scale Products M = Carries HO/N Scale Products O = Carries O Scale Products ABC = Atlas Buyer's Choice Dealer

SCALE	HOBBY STORE	ABC	CITY	PHONE	SCALE	HOBBY STORE	ABC	CITY	PHONE					
FLORIDA														
M	Bills Trains and Track	✓	Brandon	813-751-5352	M	Grayland Station		Chicago	773-594-1906					
A	The Amherst Depot	✓	Englewood	941-475-2020	A	Zientek's Model Trains		Chicago	312-226-9720					
A	Discount Train & Hobby	✓	Ft. Lauderdale	954-564-2440	A	Walt's Hobby Shop	✓	Crest Hill	815-741-0043					
A	Awesome Hobby & Gifts For All		Fort Myers	239-931-2141	M	Oakridge Hobbies		Darien	630-435-5900					
M	Hobby World		Jacksonville	904-772-9022	A	Des Plaines Hobbies	✓	Des Plaines	847-297-2118					
A	Legends R/C		Jupiter	561-744-3800	A	B & G Train World		Elgin	847-888-2646					
M	The Depot Hobby Shop		Lantana	561-585-1982	A	Rails Unlimited	✓	Elgin	847-697-5353					
A	Ernie's Hobby Shop		Melbourne	321-724-5257	M	Al's Hobby Shop		Elmhurst	630-832-4908					
M	Crown Hobbies		Miami	305-264-3964	M	Tom Thumb Hobby		Evanston	847-869-9575					
A	Ready to Roll	✓	Miami	305-688-8868	M	T & D Toy & Hobby		Freeport	815-232-1419					
A	West Florida Railroad Museum	✓	Milton	850-623-3645	A	Grayslake Hobby World		Grayslake	847-543-4756					
A	Family Hobby Center		Naples	239-261-8545	O	Head-End Equipment	✓	Highland Park	847-432-9081					
A	Felix Hobby Shop Inc.		North Miami	305-895-5362	A	America's Best Train & Hobby Shop		Itasca	630-467-1102					
M	Rob's Hobby World		Ocala	352-854-2799	A	Leisure Hours Hobbies		Joliet	815-439-1477					
A	Trains of Ocala	✓	Ocala	352-369-5152	M	La Grange Hobby Center		La Grange	708-354-1220					
A	Sons A Poppin Ranch Farm Toys	✓	Orange City	386-775-2891	M	The General's Store		Lansing	708-895-5293					
M	Hobby World		Orange Park	904-272-6315	A	Lombard Hobbies	✓	Lombard	630-620-1084					
A	Colonial Photo & Hobby	✓	Orlando	407-841-1485	M	Chuck's Depot	✓	Marion	618-993-9179					
M	Hobbytown USA		Pensacola	850-476-2708	A	K-10's Model Trains		Maryville	618-288-9720					
A	Trains by Johnson	✓	Pensacola	850-478-8584	A	McLean Depot Train Shop	✓	McLean	309-244-5900					
A	H & R Trains		Pinellas Park	727-526-4682	M	Thunder Road Hobbies		Moline	309-762-5295					
A	Roundhouse South	✓	Port Orange	386-304-7002	A	Ken's RC Hobbies		Morris	815-941-4722					
A	Hollash's Trains		Riverview	813-671-0422	M	Prospect Bikes & Trains		Mt. Prospect	847-259-4569					
A	Gulf Coast Model Railroad	✓	Sarasota	941-923-9303	A	Ron's Mundelein Hobbies	✓	Mundelein	847-949-8680					
M	Dana's Railroad Supply		Spring Hill	352-684-2484	A	Hobby Warehouse		Palos Hills	708-974-4440					
A	R C Hobbies Inc.	✓	Tamarac	954-721-5720	A	Mike's Scale Rails	✓	Peoria	309-689-0656					
M	Miami Trains		Vero Beach	772-770-1823	M	Midwest Rail Junction		Rockford	815-963-0200					
M	Hobbytown USA		West Melbourne	321-574-0951	M	Hobbytown USA		Rockford	815-282-0727					
A	Kay's Dollhouses & Model Trains		Winter Haven	863-295-5822	A	Royal Hobby Shop		Rockford	815-399-1771					
GEORGIA														
M	Hobbytown USA		Augusta	706-855-5003	M	Valley Roundhouse		Spring Valley	815-663-3411					
A	Free Time Hobbies		Blue Ridge	706-946-1120	A	Castle Trains & Treasures		Springfield	217-793-0407					
A	Trainmaster Models		Buford	678-546-3600	A	Springfield Hammers Hobbies	✓	Springfield	217-523-0265					
A	Hobbytown USA		Columbus	706-660-1793	A	Hobbytown USA		St. Charles	630-587-1256					
M	Hobbytown USA		Duluth	770-418-0850	INDIANA									
M	The Country Cloth & Hobby Shop		Griffin	770-227-6015	A	Hudson's Photo & Hobby	✓	Bedford	812-279-0268					
A	Hobbytown USA		Kennesaw	770-426-8800	M	Treasure Chest Hobbies		Bloomington	812-332-8470					
A	Legacy Station	✓	Lilburn	770-339-7780	A	Bremen Hobbies	✓	Bremen	547-546-3807					
M	American Hobby Supply		Marietta	678-290-5305	O	Mr. Muffins Trains	✓	Carmel	317-569-1999					
A	Riverdale Station Hobby Shop	✓	Riverdale	770-991-6085	A	CP Trains Stop		Crown Point	219-663-4480					
M	Blue Ox Trains		Roswell	404-312-6467	M	Whistlestop Hobbies & Crafts	✓	Decatur	260-724-8173					
M	Bull Street Station		Savannah	912-236-4344	A	Park Lane Hobbies		Dyer	219-322-1123					
A	B & B Sales - Hobby Shop		Snellville	770-972-2328	A	Rupel Toy Trains		Elkhart	574-875-8008					
O	Memory Station	✓	Watkinsville	706-769-8986	A	A B C Hobbycraft	✓	Evansville	812-477-9661					
HAWAII														
M	Wellers Hobbycraft		Kailua	808-262-0211	M	AA Hobby Shop		Evansville	812-423-8888					
IDAHO														
A	Hobbytown USA		Boise	208-376-1942	A	Phil's Hobby Shop	✓	Fort Wayne	260-424-0065					
A	Dapco Hobbies		Chubbuck	208-233-8163	A	Phil's Hobby Shop		Fort Wayne	260-471-1340					
M	Model Train Warehouse		Eagle	208-629-3702	M	John Hall True Value Hardware		Goshen	574-533-3293					
M	Bob's Hobbies		Lewiston	208-746-8807	M	G & G Hobbies		Griffith	219-924-6686					
ILLINOIS														
O	RLD Hobbies	✓	Albion	618-445-2970	A	Big Boy Hobbies		Indianapolis	317-898-6284					
A	Hands to Work Railroading		Alsip	708-489-9776	A	Hobbytown USA		Indianapolis	317-845-4106					
A	Harter's Hobby Shop		Belleville	618-233-3891	A	Train Central		Indianapolis	317-375-0832					
A	Red Board Hobbies		Belleville	618-233-3618	O	Train Express	✓	Indianapolis	317-879-9300					
A	Berwyn's Toy Trains & Models	✓	Berwyn	708-484-4384	A	Lorey's Ben Franklin	✓	Jasper	812-482-3060					
A	Hobbyland Inc.	✓	Bloomington	309-828-1442	A	Tolin K & K		Kokomo	765-453-7393					
M	Golden Spike Train Shop		Burbank	708-598-3114	A	Hawkins Rail Services		Lafayette	765-742-5577					
A	Chicagoland Toys and Hobbies		Chicago	773-775-4848	M	Hobbytown USA		Merrillville	219-864-1944					
					A	New York Central Trains & Toys	✓	Mishawaka	574-255-8538					
					A	Big Four Hobbies	✓	Plainfield	317-837-1024					
					M	Veach's Toys		Richmond	765-962-5761					
					A	Joe's Hobby Barn		Terre Haute	812-299-5773					
					M	Valparaiso Pet & Hobby	✓	Valparaiso	219-462-8346					
					M	Kidsville Hobby Shop		Wabash	260-563-0202					
					A	Train Shack	✓	Warsaw	574-269-9799					

378 Florence Avenue • Hillside, NJ 07205

DEALER LISTING

KEY: A = Carries O/HO/N Scale Products M = Carries HO/N Scale Products O = Carries O Scale Products (ABC) = Atlas Buyer's Choice Dealer

SCALE	HOBBY STORE	(ABC)	CITY	PHONE	SCALE	HOBBY STORE	(ABC)	CITY	PHONE					
IOWA														
M	The Hobby Shop		Ames	515-232-6321	A	Star Hobbies	(ABC)	Annapolis	410-349-4290					
A	Boone Hobbies		Boone	515-432-2361	A	M.B. Klein		Cockeysville	410-229-9995					
M	The Hobby Craft Shop		Burlington	319-754-4979	M	Yorktowne Hobby Shop		Cockeysville	410-667-0253					
A	Caboose Stop Hobbies	(ABC)	Cedar Falls	800-642-7012	M	GPA Hobbies		Crofton	301-858-0004					
A	Box-Kar Hobbies		Cedar Rapids	319-362-1291	M	Pro Custom Hobbies		Eldersburg	410-549-9169					
A	Major Art & Hobby Center		Davenport	563-323-9042	A	Hobbytown USA		Frederick	301-694-7395					
O	Majestic Comics & Trains LTD	(ABC)	Des Moines	515-480-4451	O	Engine House Hobbies	(ABC)	Gaithersburg	301-590-0816					
M	The Hobby Corner		Iowa City	319-338-1788	A	The Train Room	(ABC)	Hagerstown	301-745-6681					
M	Mattingly's Music & Book Store		Newton	641-792-3250	A	Model Railcraft Supply Depot		Havre de Grace	410-939-1268					
A	Kelderman's Hobby Shack	(ABC)	Oskaloosa	641-676-4040	O	Sidetrack Hobbies	(ABC)	Leonardtown	301-475-5381					
A	Patch Craft Hobby Shop		Sioux City	712-258-1010	A	Train Depot		Mt. Airy	301-607-8155					
A	Hobby Haven	(ABC)	Urbandale	515-276-8785	O	J & B Trains	(ABC)	Smithsburg	240-420-4930					
KANSAS														
O	Doc Mike's Trains	(ABC)	Baldwin City	785-594-7555	M	The Moose Caboose		Sykesville	410-795-4610					
M	Plum Bazaar		Emporia	620-342-6607	O	Catoctin Mountain Trains	(ABC)	Thurmont	301-271-5491					
A	R/C Hobbies		Junction City	785-238-1877	M	Mail Bag Hobbies		Upperco	410-374-1105					
A	Fred's Train Shop	(ABC)	Overland Park	913-383-3500	MAINE									
M	Hobby Haven		Overland Park	913-381-3111	A	The Craft Barn		Ellsworth	207-667-7257					
A	Frank's Train Shop		Stanley	913-681-6830	M	Maine Modelworks		Falmouth	207-781-8300					
A	Engine House Hobbies	(ABC)	Wichita	800-586-4443	A	Coastal Hobbies		Rockport	207-594-8877					
A	Hobbytown USA		Wichita	316-683-7222	O	Norm's O Scale/Trains & More	(ABC)	South Casco	207-655-2550					
KENTUCKY														
M	Hobby Crossing LLC	(ABC)	Bowling Green	270-904-6100	A	Model Train & Slot Cars		York	307-363-4830					
A	Hobby Station	(ABC)	Elizabethtown	270-737-2000	MICHIGAN									
O	Die Cast Direct, Inc.	(ABC)	Frankfort	502-227-8697	A	Junction Valley Railroad	(ABC)	Bridgeport	989-777-3480					
A	Berkshire Train	(ABC)	Lexington	859-243-0099	O	Wild Bill's Trains & Toys	(ABC)	Clinton Township	586-792-0530					
M	Hobbytown USA		Lexington	859-277-5664	A	Jackie's Trains & Gifts		Erie	734-848-2068					
A	Hobbytown USA		Louisville	502-254-5755	A	Nankin Hobby		Farmington	248-919-0040					
A	Scale Reproductions		Louisville	502-459-5849	A	Rainy Day Hobbies, LLC	(ABC)	Ferndale	248-545-5667					
A	Fast Freight Hobbies	(ABC)	Paducah	270-554-7202	A	Rider's Hobby Shop of Flint	(ABC)	Flint	810-720-2500					
A	Classic Trains and Ferrari's	(ABC)	Paducah	270-994-2555	A	P & D Hobby Shop	(ABC)	Fraser	586-296-6116					
LOUISIANA														
A	Hare's Art & Hobby		Alexandria (Rapides)	318-443-2755	A	Gladwin Train & Hobby		Gladwin	989-426-7300					
M	Mike's Train Shop		Kenner	504-466-8531	A	Harbourfront Hobbies & Crafts		Grand Haven	616-842-2910					
M	Hub Hobby Supply		Metairie	504-828-6868	A	Rider's Hobby Shop	(ABC)	Grand Rapids	616-247-9933					
A	Electric Train Depot	(ABC)	Ponchatoula	985-386-2236	A	Cobblestone Crafts & Hobbies		Holland	616-396-3029					
A	Trends and Trains		Shreveport	318-671-8896	A	Toy House Inc.		Jackson	517-787-4500					
MASSACHUSETTS														
M	Shepaug Railroad Company		Ashburnham	978-537-2277	M	G & G Trains		Leslie	517-589-5977					
M	Hobby Hut Treasure Chest Coin		Attleboro	508-222-3460	M	Thumb Hobbies		Marlette	989-635-7848					
A	Maine Trains		Chelmsford	978-250-1442	A	Mountain Town Hobbies		Mt. Pleasant	989-779-7245					
A	Platinum Spike		Cohasset	781-383-2273	A	House of Hobbies by Dug		Muskegon	231-759-4555					
A	Duxbury Green		Duxbury	781-585-2164	O	Tony's Mower Shop & Trains		Plymouth	734-420-9083					
A	The Brass Caboose Shop		Hanson	781-447-0100	M	Family Hobby Shops, LLC		Portage	269-323-1010					
A	Centerline Hobbies		Hyannis	508-771-1244	M	West Point Hobby		Redford	313-538-2189					
A	Charles Ro Supply Company	(ABC)	Malden	781-321-0090	M	Craftsman Specialty Supply		Rogers City	989-734-3184					
M	The Spare Time Shop		Marlboro	508-481-5786	M	Brasseur Electric Trains		Saginaw	989-793-4753					
A	Norton Prototype Hobbies		Norton	508-725-6710	M	Whistle Stop Hobby Center		St. Clair Shores	586-771-6770					
A	North East Trains	(ABC)	Peabody	978-532-1615	A	Great Lakes Hobby & Train	(ABC)	Sterling Heights	586-254-1600					
A	Bill's Friendly Train Shoppe	(ABC)	Rockland	781-982-5292	A	J-Bar Hobbies		Tecumseh	517-423-3684					
A	Country Train Depot		Swansea	508-669-5547	M	Trains & Things Hobbies		Traverse City	231-947-1353					
M	Hobby Emporium Inc.		Tyngsboro	978-649-5055	A	Empire Hobbies		Troy	248-680-6500					
O	Traintek LLC	(ABC)	Waltham	888-339-8724	M	RC Hobbies		Waterford	248-681-1441					
A	Tucker's Hobbies		Warren	413-436-5318	M	Bob's Hobby & Collector's Shop		Watervliet	269-463-7452					
M	Turn 4 Hobbies	(ABC)	West Boylston	774-261-8191	M	Dave's Hobby & TV		Westland	734-422-4464					
A	Pioneer Valley Hobbies	(ABC)	West Springfield	413-732-5531	M	Nankin Hobby		Westland	734-722-5700					
A	Train Place Plus		Worcester	508-852-7755	M	Hub Hobby Center		Little Canada	651-490-1675					
M	My Dad's Trains		Wrentham	508-384-0847	A	Hobby Hut		Moorhead	218-233-5590					
MINNESOTA														
A	Hobbytown USA		Brooklyn Park	763-566-5900	A	Perry's Hobbies		Morgan	800-433-1264					
O	Flotsam & Jetsam Books & Model Train	(ABC)	Cook	218-666-2740										
A	Carr's Hobby Shop	(ABC)	Duluth	218-722-7129										

378 Florence Avenue • Hillside, NJ 07205

DEALER LISTING

KEY: A = Carries O/HO/N Scale Products M = Carries HO/N Scale Products O = Carries O Scale Products (ABC) = Atlas Buyer's Choice Dealer

SCALE	HOBBY STORE	(ABC)	CITY	PHONE	SCALE	HOBBY STORE	(ABC)	CITY	PHONE
M	Becker's Model Railroad Supply		New Brighton	651-635-9480	A	Brentwood Antiques	✓	Hampton Falls	603-929-1441
A	Hobbytown USA		Oakdale	651-702-0355	A	Hartmann Model RR		Intervale	603-356-9922
M	Osseo Sports & Train World		Osseo	763-425-5159	A	Toy City	✓	Keene	603-352-3131
A	Hub Hobby Center		Richfield	612-866-9575	M	Boston & Albany Hobbies		Manchester	603-305-5023
A	Scale Model Supplies	✓	St. Paul	651-646-7781	A	New England Railroad	✓	Nashua	603-791-0080
A	A & E Railroad/Al's Repairs Inc.		Thief River Falls	218-681-4251	M	Route 106 Race Park		Pembroke	603-224-7223
A	Baker's Hobbytown USA		Waite Park	320-252-0460	A	Hobbys N' Stuff		West Lebanon	603-298-6111
M	Daniels Ace Hardware		Winona	507-454-6830	A	Klickety-Klack Railroad		Wolfeboro Falls	603-569-5384
MISSOURI					NEW JERSEY				
M	Hobbytown USA		Ballwin	636-394-0177	A	The Hobby Shop	✓	Aberdeen	732-583-0505
A	Sneathen Enterprises	✓	Cape Girardeau	573-335-8091	M	Pastime Hobbies & Miniatures		Bayonne	201-823-4005
A	PopPop's Trains Hobbies & More	✓	Eminence	573-226-3066	A	Yankee Dabbler		Bellmawr	856-312-8084
M	Show Me Model Railroad Company		Grandview	816-966-1534	A	The Loose Caboose	✓	Bogota	201-342-8880
A	Big River Train Town		Hannibal	573-221-1966	A	Tony's Train Town		Cedar Grove	973-857-2337
A	BHC Branson Hobby Center		Hollister	417-335-6624	M	F & M Hobbies		Denville	973-361-0042
M	Meadow Ridge Train Hobbies		Jefferson City	573-395-4910	O	Atlantic Rails	✓	Folsom	609-567-8490
M	Docs Caboose Inc		Kansas City	816-471-7114	M	Jackson Hobby Shop		Jackson	732-364-3334
A	M & M Trains		Mexico	573-581-8188	A	Gene's Grand Central Station	✓	Kearny	201-955-6200
M	Paradise Express		Scott City	573-264-2117	M	Kenvil Hobbies		Kenvil	973-584-1188
M	Sedalia Hobbies		Sedalia	660-826-4655	A	Meyer's Dolls Toys Hobbies	✓	Livingston	973-740-9400
A	Trainland Hobbies		Springfield	417-881-5995	A	Long Branch Hobbies		Long Branch	732-222-5122
A	Mark Twain Hobby Center		St. Charles	636-946-2816	A	Air Hobby Shop	✓	Lumberton	609-267-1177
O	Electric Train Outlet	✓	St. Louis	314-428-2211	M	AAA Hobbies & Crafts		Magnolia	856-435-1188
O	JD's Trains in University City	✓	St. Louis	314-409-4451	M	Brooklyn Locomotive Works LLC		Manalapan	732-446-2179
M	North Central Hobbies		St. Louis	314-426-0031	M	Maplewood Hobby	✓	Maplewood	973-378-3839
M	Schaefer's Hobby Shop		St. Louis	314-729-7077	A	Z & Z Hobbies		Mercerville	800-586-2281
A	The Switch Stand Train Shop	✓	St. Louis	314-733-1029	A	The Train Station	✓	Mountain Lakes	973-263-1979
O	Trains Limited		St. Louis	314-721-2939	M	America's Hobby Center		North Bergen	201-662-0777
MISSISSIPPI					A	The Train Cellar	✓	Oakhurst	732-493-3400
M	Hobbytown USA		Flowood	601-919-8697	A	Tech Toys		Parsippany	973-227-7012
A	A-Z Hobbies/Hobby Center		Hattiesburg	601-582-8622	A	The Model Railroad Shop	✓	Piscataway	732-968-5696
A	Hub City Hobby		Hattiesburg	601-264-1040	A	Bob's Hobbies & Crafts		Pitman	856-589-1777
M	The Model Source		Oxford	662-234-9170	A	The Train Room	✓	Pt. Pleasant Beach	732-892-5145
MONTANA					A	Railroad Warehouse		Pt. Pleasant Boro	732-295-2202
M	Central Hobbies		Billings	406-259-9004	M	Hobymasters		Red Bank	732-842-6020
M	Jim's Junction		Billings	406-259-5354	A	The Model Train Store of NJ	✓	Red Bank	732-530-1799
A	Hobbyland		Great Falls	406-453-3131	A	Ridgefield Hobby Center	✓	Ridgefield	201-943-2636
A	Northland Hobbies		Kalispell	406-257-1808	O	S & S Toy Restoration		Ridgewood	201-575-1856
M	The Treasure Chest of Crafts		Missoula	406-549-7992	A	The Big Little Railroad Shop	✓	Somerville	908-685-8892
NEBRASKA					O	Walker's Hardware	✓	Totowa	973-942-2694
M	Spring Creek Model Trains		Deshler	402-365-7628	O	Trains & Things	✓	Trenton	609-883-8790
M	Hobbytown USA		Grand Island	308-382-3451	A	Trains 'N Things	✓	Vineland	856-697-8844
A	Train Time Hobby		La Vista	402-502-6993	A	Laskey's Trains	✓	Washington	908-835-0799
M	Hobbytown USA		La Vista	402-597-1888	M	Model Railway Post Office		West Milford	800-328-6776
A	Grand Central LTD.	✓	Lincoln	402-467-3738	M	Sattler's Hobby Shop		Westmont	856-854-7136
A	Randy's Roundhouse		Lincoln	402-486-0044	A	Holly Beach Train Depot		Wildwood	609-522-2379
M	Jim's Hobby		North Platte	308-534-3225	NEW MEXICO				
M	House of Trains		Omaha	402-934-7245	M	Wig Wag LLC		Albuquerque	888-298-7177
O	Trains & Toys	✓	Omaha	402-734-1426	NEW YORK				
NEVADA					O	Tom's Trains At Ardsley Hardware		Ardsley	914-329-0354
M	Hobbytown USA		Las Vegas	702-889-9554	M	Rudy's Hobbies		Astoria	718-545-8280
A	Train Exchange		Las Vegas	702-456-8766	A	Bay Shore Hobbies, Inc.	✓	Boysboro	631-968-8547
M	Westside Trains	✓	Las Vegas	702-254-9475	A	Train World	✓	Brooklyn	718-436-7072
O	Reno Rails	✓	Reno	775-337-6669	A	K-Val Hobbies	✓	Buffalo	716-875-2837
M	Trains Emporium		Sparks	775-825-9670	A	Niagara Hobby & Craftmart		Cheektowaga	716-681-1666
NEW HAMPSHIRE					O	D & L Toy Trains	✓	Darien Center	585-547-9466
A	Trains on Tracks LLC	✓	Amherst	603-554-1543	A	Xtreme Hobbies	✓	Deer Park	631-254-9873
O	Custom Trains	✓	Bath	603-747-3492	A	Aurora Rails & Hobbies	✓	East Aurora	716-652-5718
M	BoyKid Hobbies		Claremont	603-542-4800	A	Despatch Junction		East Rochester	585-385-5570
					M	DCB Hobbies		East Setauket	631-675-6499
					A	Nassau Hobby Center	✓	Freeport	516-378-9594
					A	Lake City Hobbies		Geneva	315-781-6397

378 Florence Avenue • Hillside, NJ 07205

DEALER LISTING

KEY: A = Carries O/HO/N Scale Products M = Carries HO/N Scale Products O = Carries O Scale Products (ABC) = Atlas Buyer's Choice Dealer

SCALE	HOBBY STORE	(ABC)	CITY	PHONE	SCALE	HOBBY STORE	(ABC)	CITY	PHONE					
NEW YORK (CONT'D)														
A	Gold Coast Hobby		Glen Head	516-759-4094	M	Dave's Hobbies		Bismarck	701-255-6353					
O	Appolon Brothers Service	✓	Hamburg	716-649-1090	A	Aeroport Hobby Shoppe		Minot	800-735-5838					
O	Artcraft Toy Trains	✓	Hamburg	716-649-3079	OHIO									
A	Leif's Sales & Service Ltd.		Honeoye Falls	585-624-4295	M	Rob's Trains		Alliance	330-823-7222					
A	Lantz's Hobby Shop		Horseheads	607-215-0019	O	Uncle Ray's Trains	✓	Avon Lake	440-933-0609					
A	Gone Loco Train Shoppe		Ithaca	607-257-8633	M	Gordy's Hobby Express		Bethel	513-734-3232					
A	Craft World & Action Hobbies		Jamestown	716-484-1780	A	TK Train & Hobby Shop	✓	Bridgeport	740-633-6607					
M	J & J's Hobbies		Kingston	845-338-7174	M	DCC Train	✓	Cincinnati	513-388-9000					
M	JP's Trains & Hobbies		Latham	518-782-0981	M	Don's Hobby & Bike Shop		Cincinnati	513-921-5366					
M	Trainville Hobby Depot		Levittown	516-433-4444	A	Western Hills Photo & Hobby		Cincinnati	513-661-2141					
A	Trainland	✓	Lynbrook	516-599-7080	A	Depot Trains & Hobby		Cleveland	216-252-8880					
M	J & K Trains & Parts Inc.		Marlboro	845-236-4096	M	Trading Post Train Shop		Cleveland	216-661-7300					
A	Willis Hobbies	✓	Mineola	516-746-3944	A	Hobbyland		Columbus	614-866-5011					
M	Traditional Trains		New Hyde Park	516-328-6664	A	Hobbyland		Columbus	614-888-7500					
A	The Red Caboose	✓	New York	212-575-0155	M	Robbies Hobbies	✓	Columbus	614-265-7288					
M	Ace Hobby Shop		Niagara Falls	716-282-9753	A	The Train Station	✓	Columbus	614-262-9056					
M	Norwood Hobby Shop	✓	Norwood	315-353-6621	M	Tom Thumb Hobbies		Columbus	614-274-5150					
O	T & M Hobbies	✓	Pawling	845-855-3599	M	Whistle Stop Hobby Shop		Cuyahoga Falls	330-928-8984					
A	Hudson Shores Model Train Depot	✓	Pearl River	845-398-2407	M	The Hobby Shop		Dayton	937-436-6161					
A	Railcat System	✓	Penn Yan	315-430-0784	A	Phil's Hobby Shop		Defiance	419-782-8020					
O	Misty Hollow	✓	Potsdam	315-265-1660	A	Toy-N-Hobby Headquarters		Geneva	440-466-0696					
M	Hobby House		Poughkeepsie	845-297-3341	A	Hamilton Hobbies	✓	Hamilton	513-892-1456					
M	NHS Hobbies (Nagengast Hardware)		Ridgewood	718-821-1319	M	Wings Hobby Shop Inc.		Lakewood	216-221-5383					
A	Dan's Crafts & Things		Rochester	585-482-7850	M	Slaters Inc.		Lancaster	740-654-2204					
M	T & D Trophies		Rochester	585-334-6414	A	Smoke Stack Hobby		Lancaster	740-653-0404					
M	Trains 'N Hobbies		Rockville Centre	516-255-2067	O	Deer Creek Honey/Dunham Toy Trains	✓	London	740-852-0899					
A	Locomotion Hobby	✓	Rome	315-336-6300	A	John's Hobby Shop		Mansfield	419-526-4426					
M	Buddy Boys Toys and Trains		S. New Berlin	607-859-2777	A	Dixie Union Station	✓	Mason	513-459-0460					
A	Mohawk Valley Railroad	✓	Schenectady	518-372-9124	M	Hobbytown USA		Mentor	440-946-5588					
A	Gramercy Hobbies LLC	✓	Setauket	631-751-5200	A	Hocking Valley Scenic Railway Gifts	✓	Nelsonville	740-753-9531					
A	Three Guys Hobbies	✓	Smithtown	631-265-8303	A	Trains N Toys	✓	North Canton	330-499-1666					
O	E-Z Catch Train Shop	✓	Staten Island	718-727-7373	O	Stockyard Express	✓	Oberlin	440-774-2131					
M	Central Hobby Supply		Syracuse	315-437-6630	A	HobbyForce		Ontario	419-529-4343					
A	JR Junction Train & Hobby	✓	Syracuse	315-451-6551	O	Gladieux Home Center/Train Depot	✓	Oregon	419-693-0601					
M	Walt's Hobby Shop		Syracuse	315-453-2291	M	D & J Hobbies		Orrville	330-682-4266					
A	The Old & Weary Car Shop	✓	Tappan	845-680-0405	A	Parma Hobby		Parma	216-741-6440					
A	K & K Train & Hobby		Utica	315-733-6677	A	Village Train Shop		Perry	440-259-4267					
A	Family Hobby & Crafts		Vestal	607-748-0324	M	Jan Dell, Inc.	✓	Rocky River	440-331-2392					
A	Valley Model Trains	✓	Wappinger Falls	845-297-3866	A	Mosblack Hobby		Salem	330-337-0006					
A	Empire Train & Hobby	✓	Webster	585-545-4402	M	A & B Hobbies & Cycles		Sandusky	419-625-4242					
A	East Dyke Depot		Wellsville	585-593-0005	M	Hobbytown USA		South Point	740-894-6303					
O	Kross Hardware	✓	West Babylon	631-669-3069	M	DLH Locomotive Works		Springfield	937-629-0321					
M	Bova's Music & Train Shop	✓	Westfield	716-326-6891	A	St. Marys Hobby Center		St. Marys	419-394-5909					
M	Rock Springs Station		West Valley	716-592-0096	A	Magic Hobbies	✓	Strasburg	330-878-5191					
O	Westchester Central Trains & Hobbies	✓	White Plains	914-421-1262	M	Bud's Bicycle Shop		Upper Sandusky	419-294-4260					
M	LBC Model Trains		Williamsville	716-393-6458	A	Dad's Toy Shop		Wapakoneta	419-738-2007					
A	Transit Station		Williamsville	716-636-0583	O	Junction Hobby & Toys	✓	West Chester	573-898-8000					
O	Village Train & Hobby	✓	Windsor	607-655-1700	A	Stewart's Hobbies		Willoughby	440-942-6632					
NORTH CAROLINA														
M	Factory Direct Trains		Arden	828-350-7710	A	Amer's Hobby Shop		Youngstown	330-758-2810					
A	Hobbytown USA		Charlotte	704-544-2303	M	Ed's Discount Hobby Shop		Zanesville	740-452-5791					
A	Great American Gift		Fayetteville	910-480-1234	OKLAHOMA									
A	Hoyes Hobby House		Fayetteville	910-485-2337	A	Radio Control Supply	✓	Enid	580-234-6229					
A	The Hobby House	✓	Hendersonville	828-692-6683	O	Jack's RC Hobby Shop	✓	Grove	918-787-5601					
A	King RC Hobby Shop/David R/C		King	336-983-3969	A	Hobbytown USA		Norman	405-292-5850					
A	Chucks Trains, LLC		Landis	704-855-7245	A	Whistle Stop Trains		Oklahoma City	405-842-4846					
A	Nick's Trains Inc.	✓	Raleigh	919-881-1010	A	Action Hobbies		Tulsa	918-663-8998					
A	Tom's Train Station	✓	Raleigh	919-388-7246	M	Challenger N Scale Hobbies		Tulsa	918-298-4800					
A	Little Choo Choo Shop	✓	Spencer	800-334-2466	OREGON									
A	Train Buddy	✓	Wake Forest	919-562-4378	M	D's Toys & Hobbies		Bend	541-389-1330					
A	BPCS Hobbies	✓	West End	910-215-8066	A	Sumpter Valley Depot	✓	Bend	541-382-3413					
M	The Antique Barn & Hobby Shop		Wilson	252-237-6778	A	Trump's Hobbies		Corvallis	541-753-7540					
O	The Train Loft	✓	Winston-Salem	336-760-9817										

378 Florence Avenue • Hillside, NJ 07205

DEALER LISTING

KEY: A = Carries O/HO/N Scale Products M = Carries HO/N Scale Products O = Carries O Scale Products ABC = Atlas Buyer's Choice Dealer

SCALE	HOBBY STORE	ABC	CITY	PHONE	SCALE	HOBBY STORE	ABC	CITY	PHONE
M	Eugene Toy & Hobby	✓	Eugene	541-344-2117	A	Strasburg Train Shop		Strasburg	717-687-0464
M	Mainline Trains		Forest Grove	503-992-8181	M	Backshop Books & Hobbies		Strasburg	717-687-7687
A	Hobbytown USA		Happy Valley	503-652-5899	A	Get A Hobby	✓	Uniontown	724-438-7246
A	Hillsboro Hobby Shop		Hillsboro	503-648-3788	A	Dreamboat Hobbies	✓	Warren	814-723-8052
M	Hood River Hobbies		Hood River	541-386-1223	M	The Silver Mine Hobbies		Washington	724-228-3470
M	The Hobby Habit		La Grande	541-963-9602	A	Hobbytown USA		West Chester	610-696-9049
A	Oregon Trail Hobbies and Gifts		Ontario	541-889-3747	A	Bill & Walts Hobby Shop		White Oak	412-678-7230
O	Petersen Supply Company	✓	Portland	503-246-3106	A	Bigler House Hobbies	✓	Woodland	814-290-6301
M	The Hobby Smith		Portland	503-284-1912	A	B & E Junction Electric Trains	✓	York	717-699-1234
A	Whistle Stop Trains		Portland	503-761-1822	O	Deichman's Depot Inc.	✓	York	717-755-1108
A	Mac's Tracks Model Railroad	✓	Roseburg	541-440-8942	A	White Rose Hobbies		York	717-505-8676
A	Leisure Hobbies		Salem	503-588-9884	O	C.T. McCormick Hardware	✓	Zelienope	724-452-6130
PENNSYLVANIA									
A	American Hobby Center	✓	Aliquippa	724-378-3930	RHODE ISLAND				
M	Neely's Train Shop	✓	Altoona	814-942-2652	M	Newport Hobby House		Middletown	401-847-1515
O	Bussinger Trains	✓	Ambler	215-628-2366	M	Hobbies Unlimited		North Scituate	401-934-1824
A	Mainline Hobby Supply	✓	Blue Ridge Summit	717-794-2860	A	B & F Hobbies	✓	Wakefield	401-782-6400
A	Ye Olde Train & Christmas Shoppe	✓	Boyertown	610-369-0755	M	Darlington Hobbies Inc.		Warren	401-245-7550
A	Nicholas Smith Trains	✓	Broomall	610-353-8585	SOUTH CAROLINA				
A	Wagner and Sons, Inc.	✓	Carlisle	717-258-0839	M	Bandit's R/C Hobbies & Models		Darlington	843-393-3333
A	Train Shed Hobbies	✓	Chambersburg	717-263-7355	A	Rail & Spike Trains & Hobbies		Easley	864-644-8244
A	Hobbys N Stuff	✓	Connellsville	724-628-0228	A	SVC Trains		Georgetown	843-546-6511
A	Hobby Express, Inc.	✓	Cranberry Twnshp.	724-779-2000	A	Blue Ridge Hobbies		Greenville	800-988-2125
O	Public Delivery Track	✓	Drexel Hill	610-259-4945	A	The Great Escape		Greenville	864-235-8320
A	Fischel's Hobby Center		Du Bois	814-371-1483	A	Paragon LTD		Piedmont	864-269-0117
A	C & E Branchline Railroad Shop	✓	Dunmore	570-558-3817	M	The Great Escape		Spartanburg	864-574-5273
A	Trains & Lanes		Easton	610-253-8850	M	New Brookland RR & Hobby		West Columbia	803-791-3958
A	Barry's Train Shop	✓	Elizabethtown	717-367-4745	SOUTH DAKOTA				
A	Railyard Hobbies	✓	Elverson	610-286-6875	A	Donovan's Hobby & Scuba		Sioux Falls	605-338-6945
O	Pleasant Valley Trains	✓	Equinunk	570-224-4083	M	Hobbytown USA		Sioux Falls	605-339-6613
A	Joe's Train Station	✓	Feasterville	215-322-5182	TENNESSEE				
A	Tommy Gilbert's Hobby		Gettysburg	717-337-1992	M	Chattanooga Depot Hobby Shop		Chattanooga	423-622-0630
M	Modellbahn Ott Hobbies		Gilbertsville	610-367-5925	A	Hobo's Hobbies	✓	Crossville	931-484-1900
M	Dick's Train House		Greensburg	724-527-2227	M	Arcy DVD & Hobby		Crossville	931-788-3373
M	Strickler's Hobby House		Hanover	717-632-3157	M	Real HO Trains		Hendersonville	615-826-2757
O	Maxwell's Trains		Harrisburg	717-564-4055	A	Hobbytown USA		Johnson City	423-610-1010
M	Village Hardware & Hobbies	✓	Hatboro	215-672-7390	A	Hobbytown USA	✓	Knoxville	865-675-1975
A	Imperial Train Company	✓	Imperial	724-695-7552	M	Hobbytown USA		Murfreesboro	615-890-6777
A	Len's Train Shop	✓	Irwin	724-446-9791	A	Hudson Classic Hobbies		Nashville	615-833-8337
M	Niedzalkoski's Train Shop		Jeannette	724-523-8035	A	The Dixie Flyer	✓	Wartrace	615-428-7366
M	Train Shed		Lake Ariel	570-698-7798	TEXAS				
A	Right Track Trading Co.	✓	Lancaster	717-290-1151	A	Discount Model Trains	✓	Addison	972-931-8135
M	Lin's Junction	✓	Lansdale	215-412-7711	A	Amarillo Hobby House		Amarillo	806-355-2921
A	Draude's Deraiment		Lebanon	717-274-3261	A	Hobby Time	✓	Amarillo	806-352-9660
A	Graff Trains/Graff Gourmet Foods		Leechburg	724-845-1987	A	Riverview Trains	✓	Angleton	979-848-3895
A	Forster's Train Shop & Toys	✓	Lemont	814-237-7899	A	Hobbytown USA		Arlington	817-557-2225
A	Ed's Train Repairs & Sales		Lewistown	717-248-4862	M	Hobbytown USA		Austin	512-440-7877
A	Mercer Junction Train Shoppe	✓	Mercer	724-662-1110	M	Hobbytown USA		Austin	512-246-8904
M	A B Charles Hobby Shop		McMurry	724-941-8900	M	King's Hobby Shop		Austin	512-836-7388
A	English's Model Railroad Supply		Montoursville	570-368-2516	A	M & M Hobby Center		Bellaire	713-661-7137
A	Hobbies Plus	✓	Mt. Pleasant	724-887-2916	M	R & B's Train Barn		China	409-752-3311
A	Brians Model Trains	✓	Myerstown	717-866-6070	M	Hobbytown USA		Dallas	214-987-4744
A	The Station	✓	New Cumberland	717-774-7096	M	Silver Spike Hobbies		Denton	940-383-3914
A	Fryer's Store		Orwigsburg	570-366-2258	M	Hal's Hobby Warehouse		El Paso	915-591-2213
A	The Train Shop		Palmyra	717-838-8101	M	Hobby World		Fort Worth	817-263-5750
M	Allied Hobbies		Philadelphia	215-677-1123	M	Masons Hobby Lobby		Forth Worth	817-284-0264
M	Esther's Hobby Shop		Pittsburgh	412-821-2415	M	G & G Model Shop		Houston	713-529-7752
M	J & D Whistle Stop	✓	Quakertown	215-538-0501	A	Papa Ben's Train Place	✓	Houston	713-523-5600
A	G & K Hobby Center	✓	Reading	610-374-8598	A	Model Train Crossing	✓	Hurst	817-595-0800
A	Iron Horse Hobby House	✓	Reading	610-373-6927	M	MAL Hobby Shop		Irving	972-438-9233
A	Cool Trains		Salunga	717-898-7119	M	Wild Bill's Hobby Shop		Irving	972-438-9224
A	Scranton Hobby Center	✓	Scranton	570-342-1963					
O	Trains for Kids		Star Junction	724-736-2426					
A	Choo Choo Barn	✓	Strasburg	717-687-7911					

378 Florence Avenue • Hillside, NJ 07205

DEALER LISTING

KEY: A = Carries O/HO/N Scale Products M = Carries HO/N Scale Products O = Carries O Scale Products ABC = Atlas Buyer's Choice Dealer

SCALE	HOBBY STORE	ABC	CITY	PHONE	SCALE	HOBBY STORE	ABC	CITY	PHONE
TEXAS (CONT'D)					WISCONSIN				
A	Ray's Rails		Jefferson	903-665-9900	M	Galaxy Science & Hobby Center		Appleton	920-730-9220
M	The Hobby Center		Kileen	254-690-7311	A	Kornely's Crafts & Hobby		Beaver Dam	920-887-3380
A	Ray's Hobbies & Electronics		Kingsville	361-592-3149	A	The Woodcrafter Shop		Burlington	262-763-5239
M	Wings-N-Things		Lubbock	806-793-7777	A	Sommerfeld's Trains & Hobbies	✓	Butler	262-783-7797
O	Midlothian Hobbies/Mr. Fix-It	✓	Midlothian	972-723-0171	A	Barrett's Hobby Hut		East Troy	262-642-5644
M	Angelo Hobbies		North Richland Hills	817-428-0190	M	Engine House Services LLC	✓	Green Bay	920-490-4839
M	Hobbytown USA		Plano	972-424-8493	A	GB Train Shop	✓	Green Bay	920-496-9697
M	Mike's Hobby Shop		Porter	281-577-8250	A	Greenfield News & Hobby		Greenfield	414-281-1800
M	Dibbles Hobbies		San Antonio	210-735-7721	A	John's Hobbies		Hartford	262-673-7454
M	Hobbytown USA		San Antonio	210-348-8697	M	Larry's & Phyl's Hobbies		Janesville	608-754-9807
A	Liger Technologies		San Antonio	210-979-8880	M	Friend's Olds Fashioned Shop		Kenosha	262-671-0131
A	Spring Crossing	✓	Spring	281-353-9484	A	ABC Hobbies		La Crosse	608-788-8222
A	South Loop Pawn & Hobby	✓	Stephenville	254-965-4909	A	Hobby Horse		Madison	608-241-3491
UTAH					A	Madison Hobby Stop	✓	Madison	608-829-3820
A	Almosta Junction	✓	Clearfield	801-776-1656	A	Hobby Junction		Marinette	715-732-6333
M	A Mad Man's Hobby Store		Lehi	801-766-9185	A	Happy Hobby		Milwaukee	414-444-0700
M	Hobby Stop		Orem	801-226-7947	A	Happy Hobby		Milwaukee	414-461-6013
M	US Design	✓	Roosevelt	435-722-5850	M	South Side Trains, Inc.		Milwaukee	414-482-1566
M	Hammond Toy & Hobby	✓	Salt Lake City	801-278-0157	M	The Hobby Depot		Monroe	608-325-5107
A	The Train Shoppe		South Salt Lake City	801-322-2729	M	Hobbytown USA		Oshkosh	920-426-1840
A	M.R.S. Hobby Shop		Sandy	801-572-6082	A	Hiawatha Hobbies	✓	Pewaukee	262-544-4131
VIRGINIA					A	Mullet River & Southern Railway Hobby Shop		Plymouth	920-893-9552
O	Train Town Toy & Hobby	✓	Ashland	804-798-0330	A	J & D Whistle Stop	✓	Sheboygan	920-458-7246
A	Train Depot		Chantilly	703-953-3767	A	The Choo Choo Store	✓	Three Lakes	888-546-3058
A	Adventure Hobbies & Toys		Christiansburg	540-382-2871	M	Pope's Hobbyland		Wausau	715-842-4371
A	Leesburg Hobbies & Collectibles	✓	Leesburg	703-779-8600	A	Phil's Hobby & Craft		Wautoma	920-787-7885
A	KMA Junction		Manassas	703-257-9860	A	Happy Hobby		West Allis	414-453-3210
A	Dale's Train Station		Norfolk	757-461-3636	A	N.E.W.		Green Bay	920-498-2025
A	Walt's Hobby Shop		Petersburg	804-861-1333	WEST VIRGINIA				
A	Davis Hobby Supplies	✓	Portsmouth	757-397-1983	A	Spare Time Crafts & Hobbies		Berkeley Springs	304-258-2106
A	The Rail Yard Hobby Shop	✓	Roanoke	540-362-1714	M	D W Reed's Hobby Stop		Bridgeport	304-842-2742
M	The Virginia Museum of Transportation	✓	Roanoke	540-342-5676	M	Fountain Hobby Center		Charleston	304-344-1441
M	Crossroads Hobbies		Salem	540-387-3414	A	Nitro Hobby & Craft Center	✓	Nitro	304-755-4304
A	Staunton Trains & Hobbies	✓	Staunton	540-885-6750	A	West Virginia Hobbies & Crafts		Teays	304-757-6474
M	Hobbytown USA		Virginia Beach	757-306-4760	A	Patrick's Trains	✓	Wheeling	304-232-0714
A	Hobbies Etc.	✓	Warrenton	540-347-9212	WYOMING				
M	Benny's Train Shop		Winchester	540-667-0930	A	Wheels and Wings	✓	Casper	307-266-9770
VERMONT					M	Jug's Toot N Shoot		Green River	307-875-3522
A	Al's Train Shop	✓	Burlington	802-658-4935	M	Train Service Junction		Laramie	307-745-3531
M	Tony's Train Exchange		Essex Junction	800-978-3472	M	Cherry Creek Hobbies		Torrington	307-532-4253
M	Mike's Hobbies & Raceway		Rutland	802-775-0059					
M	Depot Hobbies & Antiques		Williston	802-862-6296					
WASHINGTON									
A	The Electric Train Shop	✓	Burien	206-244-7077					
M	Performance R C Hobbies		Burlington	360-755-9464					
M	Edmonds Hobby Shop		Edmonds	425-774-7891					
M	Hobbytown USA		Everett	425-355-8086					
M	Parkade Hobbies		Kennewick	509-585-2510					
A	Eastside Trains	✓	Kirkland	425-828-4098					
M	Galaxy Hobby		Lynnwood	425-670-0454					
M	Pacific Rim Hobby		Port Angeles	360-457-0794					
A	Seattle's Train Center		Seattle	206-283-7886					
A	Sunset Junction Model Trains	✓	Spokane	509-838-2379					
A	Tacoma Trains	✓	Tacoma	253-756-7517					
M	Hobbytown USA		Tukwila	206-575-0949					
A	The Clover Leaf		Union Gap	509-453-8959					
A	The Inside Gateway		Woodinville	425-415-6966					

378 Florence Avenue • Hillside, NJ 07205

DEALER LISTING

KEY: A = Carries O/HO/N Scale Products M = Carries HO/N Scale Products O = Carries O Scale Products ABC = Atlas Buyer's Choice Dealer

SCALE	HOBBY STORE	CITY	PHONE	SCALE	HOBBY STORE	CITY	PHONE
INTERNATIONAL DEALERS							
ARGENTINA							
M	Expreso De Oriente Hobbies	Buenos Aires	54 11 4788 6511				
AUSTRALIA							
M	Albury Hobby Centre	Albury, NSW	2 6021 1564	M	Toowoomba Toyworld	South Toowoomba, QLD	07 4639 1705
M	Hobbies Games & More	Bairnsdale, VIC	03 5152-7512	M	Gold Coast Model Trains	Southport, QLD	61 7 5591 6053
M	Hobby Shop Bathurst	Bathurst, NSW	2 6331 0453	M	Mr. Toys Toyworld/Cen Tpy. LTD	Springwood, QLD	07 3208 9750
M	Daft Crafts & Mad Models	Beenleigh, QLD	07 3807 3001	M	Hobby Pro	St. Marys, NSW	02-9623-1143
M	The Signal Box Model Railways	Blaxland, NSW	4739 1799	M	Hobbyrama Pty. LTD	Stafford, QLD	07 3523333
M	Metropolitan Hobbies	Box Hill, VIC	03-9890-1144	M	Hobbies Plus	Stratford, VIC	61-3-5145-6611
M	All Aboard Braemar Model Railways	Braemar, NSW	2 4871 2966	M	Model Railway Wizard	Sutherland, NSW	02 9521 7625
A	Train World PTY LTD	Brighton, VIC	61 3-9596-6342	A	Hobbyco-City	Sydney, NSW	61-2-9264-4877
M	Bundaberg Hobbyworld	Bundaberg, QLD	07 4152 7286	M	Tamworth Toyworld	Tamworth, NSW	2 6766 7791
M	Bundaberg Toyworld	Bundaberg, QLD	07 4151 2326	M	Mal's Toy Shop	Taree, NSW	61 2 6551-3613
M	Hobbyco-MacArthur	Campbelltown, NSW	02 4627-5311	M	Toyworld Tweed Heads	Tweed Heads South, NSW	07 5524 5090
M	Hobbies in the Hills	Castle Hill, NSW	61 2 9899-5207	M	Orient Express Model Railway Shop	Unley, SA	61 8 8271 7861
M	Branchline Model Railway Supplies	Croydon, VIC	03-9723-1211	M	End of the Line Hobbies	Victor Harbour, SA	(08) 8552 7900
M	The Hobbyman	Dandenong, VIC	613-9794-5999	M	The Pet & Hobby Shop	Wangaratta, VIC	3-5722-4220
M	Echuca Toyworld	Echuca, VIC	03-5480-2913	M	Horizon Hobbies	Warner, QLD	07 3264-8058
M	Junction Models	Enfield, SA	61-8-8349-7464	M	De Grandi's Sportsgoods	Warrnambool, VIC	03-5562-2325
M	Casey's Toys & Hobbies	Erina, NSW	2 4365 1131	M	Toyworld Warrnambool	Warrnambool, VIC	3-5562-7362
M	Southern Hobbies	Frankston, VIC	33 9783 1166	M	Tom's Hobbies	West Ryde, NSW	61 2 9809 0530
M	Fisher Discounts	Fyshwick, Act	61 2 6280-4105	M	Hobbies R Us	Wetherill Park, NSW	2 9729 1002
M	Tates Toy Warehouse	Geelong West, VIC	03 5222-4201	M	Discount Hobby Supplies	Willetton, WA	61 08 9354-3019
A	K & L Model Railways	Geelong, VIC	613-5298-1895	M	Gosford Hobbies	Wyoming, NWS	2 4329 2066
M	Power Grunt Hobbies	Golden Square, VIC	3-5442-9099	AUSTRIA			
M	Br's Model Cars & Merchandise	Helensvale, QLD	07 5580 0833	M	ILM-Shop	Moedling	436 644 0103 14
M	Hobbyland/Micro Models	Hornsby, NSW	02 9476-2588	O	Brummi	Vienna	431-214-9787
M	Vogler & Sons Hobbies	Ipswich, QLD	007 3281 1440	BRAZIL			
M	Village Hobbies	Keilor, VIC	03-9331 5661	A	Trem Mania Comercio De Modelismo	São Paulo	11-2709-6550
M	Hunter Valley Model Railway Supplies	Kurri Kurri, NSW	2 4937 2430	CANADA			
M	North Coast Hobby Centre Toyworld	Lismore, NSW	2 6621 3956	M	Otter Valley Railroad	Aylmer West, ON	519-773-1612
M	Casula Hobbies	Liverpool, NSW	2 9602-8640	M	R/C Wings & Wheels	Blockhouse, NS	902-624-9519
O	Astral Modelcraft	Mansfield	07-3849-2655	M	Right Track	Bracebridge, ON	705-645-6164
M	Bj's Toy Shop	Maryborough, QLD	07 4122 4800	O	The Little Train Shoppe	Brampton, ON	905-454-7448
M	Victorian Hobby Centre	Melbourne, VIC	613 9650-4817	M	Chinook and Hobby West	Calgary, AB	403-243-1997
M	Hearns Hobbies	Melbourne, Victoria	61-3-9626-1425	A	Trains and Such	Calgary, AB	403-277-7226
M	Vagg's Radio Models & Hobbies	Miranda, NSW	612 9540 2033	M	Adventure Hobbycraft	Campbell River, BC	250-934-8011
M	Technol Trains Pty. LTD	Mitchelton, QLD	07 3354 3354	A	Cherrybrook Farms Ltd.	Creston, BC	250-428-3070
M	Model Mania	Morpheh Vale, SA	08 8382-4957	O	Toy Train Workshop	Cumberland, ON	613-833-8331
M	Valley Hobbies	Morwell, VIC	03 5135-3222	M	Hobby Junction Express	Dorval, QC	514-631-3504
M	Hobby One	Mt. Gravatt East, QLD	61-7-3343-8655	O	Dundas Valley Hobbies	Dundas, ON	905-628-9156
M	Austral Modelcraft	Mt. Gravatt East, QLD	07-3849-2655	M	Alberta Hobby Centre	Edmonton, AB	780-452-4421
M	Standbridge Hobbies	Mt. Lawley, Perth, WA	61 8 9217 8929	M	Kites And Other Delights	Edmonton, AB	780-487-9952
M	Express Hobbies Art & Craft	Mudgee, NSW	2 6372 3779	M	Douglas French Excavating	Glenwood, AB	403-626-3344
M	Toyworld Nanbour	Nambour, QLD	07 5441 3011	M	Hobbec Enr.	Granby, QC	450-372-3622
M	Vic. Barnes Cycle & Hobby Train Center	New Lambton, NSW	61 2 4952 1886	M	Maritime Hobbies & Crafts	Halifax, NS	902-423-8870
M	Derwent Valley Model Trains	New Norfolk, TAS	03 6261-1111	M	Modeller's Choice	Hamilton, ON	905-574-3322
M	Frontline Hobbies	Newcastle, NSW	61-2-4929-1140	A	Kelly's Kaboose	Kamloops, BC	250-377-8510
M	Nowra Cycle Center	Nowra NSW	61 2 4421-0225	M	Action Hobbies	Kingsville, OH	519-733-2619
M	The Rail Hobbies	Oakflats, NSW	02 4256 0188	M	Hobby & Toy Central	Kitchener, ON	519-650-3200
O	Bergs Hobbies	Parramatta	9635-8618	A	C & R Hobbies & Collectibles	Langley, BC	604-539-2283
M	Adrenalin Bikes & Hobbies	Pialba, QLD	07 4124 5644	A	Jac Hobby	Laval, QC	450-667-9988
M	The Buffer Stop	Preston East, VIC	03 9478 0038	M	Broughdale Hobby & Photo	London, ON	519-434-0600
M	Model Bahn Hobbies	Preston, VIC	03-9471-8222	O	George's Trains/Riverview Trains & Crafts	Markam, ON	905-470-6200
M	Train Trader	Pymble, NSW	61 2 9488 9279	M	Lark Spur Line	Merrickville, ON	613-269-3690
A	Rail N' Thusiast	Research	3-94370604	M	Credit Valley Railway	Mississauga, ON	905-826-1306
M	Hobbyco-Rhodes	Rhodes, NSW	02 8765-1165	M	Don's "HO" Service	Moncton, NB	506-384-8721
M	Capricorn Modelhouse	Rockhampton, QLD	07 4922 1507	M	Aquamarin Imports	Montreal, QC	514-332-8171
M	Sik Hobbies	Rockingham, WA	08-9592-2200	M	Hobbie Univerel	Montreal, QC	514-481-2237
M	Wats on Track	Salisbury East, SA	61-8-8283-1133	A	Max Trains	Montreal, QC	514-332-8626
M	Mikee's Hobbies & Toy	Sarina, QLD	07 4956 2020	O	Prairie Station Model RW Supp	Moose Jaw, SK	306-694-4929
M	Seymour Toyworld	Seymour, VIC	3-5792-3122	M	Kawartha Southern Electronics	New Castle, ON	905-987-3099
				M	Creative Hobbycraft Stores Ltd	New Westminster, BC	604-525-6644
				M	Universal Model	Olds, AB	403-507-2777
				M	Custom Trains	Orleans, ON	613-834-4632

378 Florence Avenue • Hillside, NJ 07205

DEALER LISTING

KEY: A = Carries O/HO/N Scale Products M = Carries HO/N Scale Products O = Carries O Scale Products ABC = Atlas Buyer's Choice Dealer

SCALE	HOBBY STORE	ABC	CITY	PHONE	SCALE	HOBBY STORE	ABC	CITY	PHONE					
CANADA (CONT'D)														
A	J & P Hobby Supplies		Prince Albert, SK	306-764-2333	O	Triplex Railshop Ltd		St Pantaleon	416-191-31332					
M	Fun Times Hobby		Red Deer, AB	403-986-3866	O	Old Pullman		Staeafa	044-926-1455					
O	Réseau Grand Central		Repentigny, QC	450-470-2027	UNITED KINGDOM									
M	The Train Trax/Valley Hobby Shop		Rothsay, NB	506-847-4147	A	Gaugemaster/The Engine Shed		Arundel	4401903884488					
M	Hobbieville, Inc.		Saint Laurent, QC	514-744-8280	M	Canvey Island Models		Canvey Island, Essex	1268515052					
O	Xcalibur Hobbies		Salmon Arm, BC	250-803-0111	A	The Sidings Tamworth		Lifton, Devon	44-1409 211111					
M	DDP Trains		Shefford, QC	819-562-1941	O	Maldon Rail Centre Limited		Maldon	4401621855266					
M	Niagara Central Hobbies		St. Catharines, ON	905-684-7355	O	Quince Valley Designs		Morecambe, Lancashire	01524 427185					
O	The Little Railroad Shop		Stettler	403-742-1086	M	Model Junction		Slough/Berkshire	004-417-5352-8360					
A	Pacific Western Rail System		Surrey, BC	604-542-0790										
M	Thom Thumb Hobbies & Crafts		Thunder Bay, ON	807-577-8878										
M	John's Hobbies		Toronto, ON	416-421-1850										
M	Central Hobbies		Vancouver, BC	604-431-0771										
M	Van Hobbies Inc.		Vancouver, BC	604-327-3210										
M	Hobby House LTD		Vanier, Ottawa, ON	613-749-5245										
M	Trackside Trains		Vernon, BC	250-545-4500										
M	Vernon Hobby Center		Vernon, BC	250-542-8232										
A	B C Shaver & Hobby		Victoria, BC	250-383-0051										
M	Windsor Hobbies LTD		Windsor, ON	519-945-5471										
M	Gooch's Bicycle & Hobby Shops		Winnipeg, MB	204-956-6571										
M	Toad Hall Toys	✓	Winnipeg, MB	204-956-2195										
CHINA														
M	Shanghai Modelleisenbahn Co. LTD		Shanghai	021 62553051										
CZECH REPUBLIC														
O	Electric Train Systems (ETS Praha)		Praha	4 420 244 403500										
FRANCE														
O	Trans-Europ-Trains SARL		Paris	331-4281-2289										
GERMANY														
O	Modellbahn-Atelier-Berlin		Berlin	49 30 628 42 607										
O	Harold Werk		Hahnbach	420383393189										
A	All American Trains		Kaarst	(02131) 76 96 40										
M	Sammler-Service		Scheyern	(49) 08441 2244										
HONG KONG														
M	Lee Kwon Hobbies Co		Kowloon	852 2397 5719										
ITALY														
M	RCR/21.10 SRL Uni Personale		Bussolengo	393393934224										
A	Alberto Collo		Carignano, Piemonte	390119692424										
JAPAN														
O	Haguruma-Ya Train Shop		Tokyo	813-527-2363										
MEXICO														
M	Hobby Kits Modelismo		Mexico City	52 5811 9040										
O	Trenes SA DE CV		Naucalpan Edo	5255 5572 3649										
NETHERLANDS														
M	Henco Trading		Middleroe											
M	Modelspoor - Equipment CC		Odoom	0591-512732										
SOUTH AFRICA														
M	Model Train Exchange		Ferndale, Randburg	011-787-6121										
M	Dream Trains		Pellissier, Bloemfontein	051-422-4998										
M	Model Railroad Specialists		Plumstead (Cape Town)	0217613070										
SWITZERLAND														
M	R Individual Line		Erstfeld	41-18802101										
O	Rail-Tech		Grenchen	41-326533366										
A	Train Store Wellig GMGH		Maisprach	61 841 1890										

SPECIAL RUNS

THE PUBLIC DELIVERY TRACK

P.O. Box 2637 • Paso Robles, CA 93447-2637 • Phone: (805) 226-0320
Web: www.publicdeliverytrack.com • Email: pdtrains@earthlink.net

Two road numbers are available per road name, except for the 62' Bulkhead Flat Car, there are four road numbers available per road name. All items are available now except for the 40' Composite Gondola and the 70 Ton Covered Hopper, which are arriving 2nd Quarter 2014.



Trainman O 52'6" Flat Car – Jersey Central



Trainman O 52'6" Flat Car – Pennsylvania Railroad



Trainman O 52'6" Flat Car – Southern Pacific



Trainman O 52'6" Flat Car – US Army (DODX)



Trainman O 52'6" Gondola – Erie



Trainman O 52'6" Gondola – Western Pacific



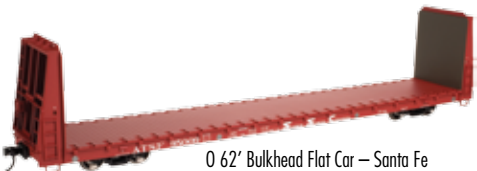
Trainman O 52'6" Gondola – Sacramento Northern



O 40' Composite Gondola – LNE



O 70-ton Covered Hopper – Lehigh & New England



O 62' Bulkhead Flat Car – Santa Fe



O 62' Bulkhead Flat Car – British Columbia



Trainman O 50'6" Box Car – Middletown & NJ



Trainman O 50'6" Box Car – Providence & Worcester



Master O 8,000 Gallon Tank Car – Indian Refining Co.



Trainman O 50'6" Box Car – Southern Pacific "Golden West Service"



O USRA Double Sheathed Box Car – Southern Pacific

378 Florence Avenue • Hillside, NJ 07205

SPECIAL RUNS

AM HOBBIES

7267 Olive Blvd., St. Louis, MO 63130 • Phone: (314) 409-4451
 Web: www.amhobbiesonline.com • Email: amhobbies2@hotmail.com

Car Type/Road Name	2-Rail Item #	3-Rail Item #	Estimated Delivery
O 8,000 Gallon Tank Car – Gulf Refining Co.	3004809	3003809	Now Available
O Trinity 5161 Covered Hopper – ADMX	3002123	3001123	Now Available
Trainman O 40' Sliding Door Box Car – Canadian National	2002256	2002206	Now Available
Trainman O 40' Sliding Door Box Car – FCP	2002257	2002207	Now Available
Trainman O 40' Sliding Door Box Car – Buffalo Creek	2002258	2002208	Now Available
O 42' Coil Steel Car – BNSF	3002713S	3001713S	Now Available
O 40' Container – Maersk	4041		Now Available
O 40' Container – Yang Ming	4042		Now Available
O 40' Container – K-Line	4043		Now Available

Four road numbers are available per item, except for the Trainman 40' Sliding Door Box Cars which have two, and the 40' Containers which have eight.



O Container Assortment – Maersk



Trainman O 40' Sliding Door Box Car – Canadian National



O Container Assortment – Yang Ming



O Container Assortment – K-Line



Trainman O 40' Sliding Door Box Car – Buffalo Creek



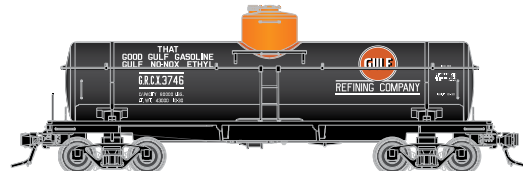
Trainman O 40' Sliding Door Box Car – FCP



O Trinity 5161 Covered Hopper – ADMX



O 42' Coil Steel Car – BNSF



O 8,000 Gallon Tank Car – Gulf Refining Co.

PETERSEN SUPPLY COMPANY

12248 SW 34th Avenue, Portland, OR 97219-8252 • Phone: (503) 246-3106
 Web: www.petersensupply.com • Email: apetersn@teleport.com

Road Name/Road Numbers	2-Rail Item #	3-Rail Item #	Estimated Delivery
O Trainman PS-4750 Covered Hopper – UP Sugar	2001671	2001621	Now Available
O 1937 AAR 40' Single Door Box Car – Great Northern	3002812	3001812	2nd Qtr. 2014
O 1937 AAR 40' Single Door Box Car – SP&S	3002813	3001813	2nd Qtr. 2014
O 53' Evans Double Plug Door Box Car – OC&E	3002317	3001317	January 2014


Two road numbers are available per road name, except for the PS 4750 Hopper and the Great Northern 1937 AAR 40' Single Door Box Car, which have one.



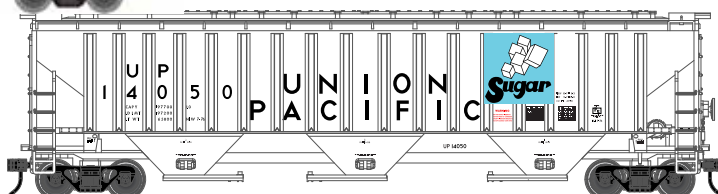
O 1937 AAR 40' Single Door Box Car – Great Northern



O 1937 AAR 40' Single Door Box Car – SP&S



O 53' Evans Double Plug Door Box Car – OC&E



Trainman O PS-4750 Covered Hopper – UP Sugar

378 Florence Avenue • Hillside, NJ 07205

SPECIAL RUNS**SPECIAL RUNS & ADVERTISING**

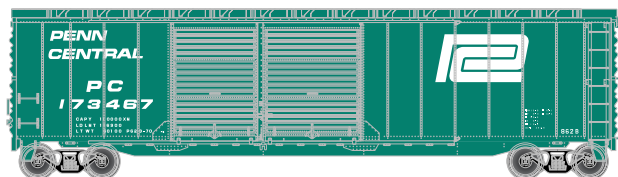
*For more information on partnering with Atlas to produce a Special Run for your business or organization, please contact Beth Korolevich:
by phone: 301-732-5090 by email: bkorolevich@atlasrr.com*

*To inquire about advertising your existing Special Run in future Atlas All Scales Catalogs, please contact Joe Kolnoski:
by phone: 908-687-0880 ext. 7017 by email: jkolnoski@atlasrr.com*

PENN CENTRAL RAILROAD HISTORICAL SOCIETY

PO Box 43, Flagtown, NJ 08821 • Web: www.PCRRHS.org
Email: cars@pcrrhs.org

Road Name/Road Numbers	Item #	Delivery
HO 50' Postwar Double Door Box Car – Penn Central #173097	PCHS-01	2nd Qtr. 2014
HO 50' Postwar Double Door Box Car – Penn Central #173467	PCHS-02	2nd Qtr. 2014

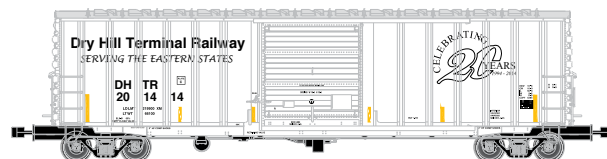


HO 50' Postwar Double Door Box Car – Penn Central #173467

AMHERST BELT LINES

65 Prospect Street, Bloomfield, CT 06002 • Web: www.amherstrail.org
Email: showdirector@amherstrail.org

Road Name/Road Numbers	Item #	Delivery
N 50' Precision Design Box Car – 2014 Commemorative Car #2014	ARS-02	Available Now
HO 50' Precision Design Box Car – 2014 Commemorative Car #201407	ARS-03	Available Now
HO 50' Precision Design Box Car – 2014 Commemorative Car #201494	ARS-04	Available Now
HO 50' Precision Design Box Car – 2014 Commemorative Car #201414	ARS-05	Available Now
HO 50' Precision Design Box Car – 2014 Commemorative Car #2014	ARS-06	Available Now



HO 50' Precision Design Box Car – 2014 Commemorative Car #201414