

# BACHMANN TRAINS



# 2014



**Now that's the way to run a railroad!™**

# 2014

The forecast for 2014 is for lots of lightning and thunder. Lightning strikes with the introduction of the classic *GG-1 Electric Locomotive* to our HO line, available in your choice of Sound Value and DCC-ready models. And thundering down the rails is our first DCC sound-equipped locomotive in N scale, the *Sound Value EMD DD40AX!*

Joining our HO Sound Value line is the *EMD GP7 Diesel*. A DCC-equipped *Porter 0-6-0T Side Tank Locomotive* is our newest HO steam engine. There is a great choice of HO rolling stock options including the *72' Heavyweight Combine and Coach, both with Lighted Interior*, and the *50'6" Drop-End Gondola with Load*.

New N scale locomotives include the *EMD NW-2 Switcher* and updated *EMD F7-A and F7-B Diesels*, which are all DCC-equipped. Your N scale locomotives can now haul *USRA 55-Ton 2-Bay Hoppers*.

*Thomas & Friends™* fans can look forward to the arrival of HO *Iron Arry and Iron Bert*. Also in HO scale are an all-new line of *Thomas & Friends™ Resin Buildings* and the *Red Coach and Red Brake Coach*. More Large Scale *Thomas & Friends™* rolling stock is on the way.

Large Scale modelers will be excited by the introduction of the DCC-ready *1:29 Peter Witt Streetcar*. The *North Woods Logger* joins our collection of Large Scale ready-to-run train sets. *Li'l Big Top, a Ringling Bros. and Barnum & Bailey™* train set, brings circus fun to our *Li'l Big Haulers®* line.

2014 is the time to take a fun trip along America's back roads with *Roadside U.S.A.™ Buildings*. These one-of-a-kind structures feature resin construction and colorful detailing. And building on the popularity of our HO False-Front Resin Buildings are new versions in N scale.

The DCC-equipped *Baltimore & Ohio® EM-1 2-8-8-4* is now available in the *Spectrum®* N scale line. Also new in *Spectrum®* is the Sound-Ready DCC-equipped *On30 Whitcomb 50-Ton Center-Cab Diesel*. You can easily add 16-bit *Tsunami® SoundTraxx®* sound to this engine with the purchase of the companion *Plug-and-Play Sound Module*.

***From the electrifying GG-1 to the thunderous N scale DCC sound-equipped DD40AX, we predict that 2014 will provide an exciting climate for model railroaders. Now that's the way to run a railroad!***

Bachmann, Bachmann Industries, Bach Man, Bachmann E-Z Track Systems, Bachmann Quality Since 1833, Big Haulers, DCC On Board, DCC Sound On Board, DCC Sound Value On Board, E-Z, E-Z Command, E-Z Lube, E-Z Mate, E-Z Riders, E-Z Street, E-Z Track, Golden Memories, Golden Spike, Li'l Big Haulers, Luxury Lines, Now That's The Way To Run A Railroad, Plasticville, Plasticville U.S.A., Roadside U.S.A., SceneScapes, Silver Series, Spectrum, Spektrum, True Blast II, True Blast Plus, The Night Before Christmas, White Christmas, Williams, and Williams by Bachmann are all registered trademarks of Bachmann Industries, Inc.

Bachmann Industries, Inc. is an official licensee of CSX Corporation and is authorized to use trademarks owned and/or registered by CSX Corporation. Products bearing Union Pacific, Chicago & Northwestern, Denver & Rio Grande Western, Missouri Pacific, Pacific Fruit Express, Rio Grande, Southern Pacific, and Western Pacific are used under trademark license from Union Pacific Railroad Company.



# Table of Contents

## HO Scale

Thomas & Friends™	2
Chuggington™	15
Ringling Bros. and Barnum & Bailey™	18
<i>E-Z Command</i> ® DCC Sets	20
Train Sets	26
Locomotives and Other Motive Power	44
Rolling Stock	84
<i>Plasticville</i> ® U.S.A. Built-Ups and Building Kits	105
Accessories	108
<i>E-Z Track</i> ® and <i>E-Z Track</i> ® Accessories	110
<i>E-Z Mate</i> ® Couplers	121

## N Scale

Train Sets	122
Locomotives and Other Motive Power	130
Rolling Stock	141
<i>Plasticville</i> ® U.S.A. Built-Ups and Accessories	150
<i>E-Z Track</i> ® and <i>E-Z Track</i> ® Accessories	153

## O Scale

<i>Plasticville</i> ® U.S.A. Built-Ups, Building Kits, and Accessories	158
--	-----

## Large Scale Big Haulers®

Thomas & Friends™	166
Ringling Bros. and Barnum & Bailey™	173
Li'l Big Haulers®	174
Train Sets	180
Locomotives and Other Motive Power	186
Rolling Stock	192
Track and Accessories	196

## SceneScapes™

Buildings	200
Miniature Figures	204
Grass Mats, Trees, and Landscaping	206

## DCC Systems

<i>Dynamis</i> ® and <i>E-Z Command</i> ® Systems	212
---	-----

## Power Packs and Lubricants

Power Packs and <i>E-Z Lube</i> ® Lubricants	216
--	-----

## Spectrum® Products

### HO Scale

Train Sets	S2
Locomotives and Other Motive Power	S2
Rolling Stock	S12
<i>Cityscenes</i> ™ Building Kits	S13

### N Scale

Locomotives and Other Motive Power and Tenders	S14
--	-----

### On30 Scale

Train Sets	S22
Locomotives and Other Motive Power	S24
Rolling Stock	S38
Accessories	S45

### Large Scale

Locomotives and Other Motive Power	S48
Rolling Stock	S56
Accessories	S60

## Thomas with Annie & Clarabel

*an E-Z Track® set*

Item No. 00642 • Suggested price: \$159.00

Thomas and his loyal coaches Annie and Clarabel are carrying a number of very important passengers, and you're invited to join in their adventures! This HO scale electric train set is the perfect way to begin your *Thomas & Friends*™ collection.

*This ready-to-run train set includes:*

- Thomas the Tank Engine™ with moving eyes
- Annie coach with international-style hook and loop couplers
- Clarabel coach with international-style hook and loop couplers
- 36" circle of snap-fit E-Z Track® with 11 pieces of curved track and 1 curved plug-in terminal rerailer
- power pack and speed controller
- illustrated instruction manual



## Emily's Passenger Set


*an E-Z Track® set*

Item No. 00684 • Suggested price: \$209.00

Emily is a beautiful engine with shiny paintwork and gleaming brass fittings. After bravely rescuing two of her railway friends, Sir Topham Hatt rewarded Emily with a brand new pair of coaches. Now you can ride along with Emily as she proudly displays her splendid passenger cars to all of Sodor.

*This ready-to-run train set includes:*

- Emily locomotive with moving eyes
- Emily's Coach with international-style hook and loop couplers
- Emily's Brake Coach with international-style hook and loop couplers
- 47" x 38" oval of snap-fit E-Z Track® with 12 pieces of curved track, 1 piece of straight track, and 1 straight plug-in terminal rerailer
- power pack and speed controller
- illustrated instruction manual







Speed Controller  
with Plug-In Wiring



Thomas' Eyes  
Move Side to Side



Speed Controller  
with Plug-In Wiring



Emily's Eyes  
Move Side To Side



## Thomas' Christmas Express

an E-Z Track® set

Item No. 00721 • Suggested price: \$215.00

Sporting a merry hat and equipped with a snowplow, Thomas is ready to brave the winter weather to make sure the Christmas tree and important cargo arrive on time for the Island of Sodor holiday party. The festive *Thomas' Christmas Express* will deliver Yuletide fun to children of all ages!



### *This ready-to-run train set includes:*

- Thomas the Tank Engine™ with plow, holiday hat, and moving eyes
- Open Wagon with decorated tree and international-style hook and loop couplers
- Flat Car with Crated Load and international-style hook and loop couplers
- “Merry Christmas” Ventilated Van with international-style hook and loop couplers
- 56" x 38" oval of snap-fit E-Z Track® with 12 pieces of curved track, 3 pieces of straight track, and 1 straight plug-in terminal railer
- power pack and speed controller
- illustrated instruction manual



## Salty's Dockside Delivery

an E-Z Track® set

Item No. 00696 • Suggested price: \$209.00

Salty, the Dockside Diesel, is busy moving goods at Brendam Docks. Join Salty as he transports cargo to and fro down by the seaside!

### *This ready-to-run train set includes:*

- Salty with moving eyes
- 6 Ton Wagon with international-style hook and loop couplers
- Raspberry Syrup Tanker with international-style hook and loop couplers
- Salt Wagon with international-style hook and loop couplers
- Custom Conductor figure
- 47" x 38" oval of snap-fit E-Z Track® with 12 pieces of curved track, 1 piece of straight track, and 1 straight plug-in terminal railer
- power pack and speed controller
- illustrated instruction manual



CUSTOM CONDUCTOR







Speed Controller  
with Plug-In Wiring



Thomas' Eyes  
Move Side to Side



Salty's Eyes  
Move Side to Side



Speed Controller  
with Plug-In Wiring



# HO SCALE

## THOMAS & FRIENDS™



Thomas' Eyes  
Move Side to Side

## Deluxe Thomas & Friends™ Special

an E-Z Track® set

Item No. 00644 • Suggested price: \$205.00

Thomas the Tank Engine™ and his coaches Annie and Clarabel have started on a magical journey across the Island of Sodor. Back at the station, Sir Topham Hatt sends Harold the Helicopter and Bertie the Bus to keep an eye on Thomas to make sure he arrives on time. With our *Deluxe Thomas & Friends™ Special* set, you can relive the stories seen in the *Thomas & Friends™* books, television shows, videos and feature films, or create your own railway adventures.

*This ready-to-run train set includes:*

- Thomas the Tank Engine™ with moving eyes
- Annie coach with international-style hook and loop couplers
- Clarabel coach with international-style hook and loop couplers
- Bertie the Bus
- Harold the Helicopter
- Sir Topham Hatt figure
- 56" x 38" oval of snap-fit E-Z Track® with 12 pieces of curved track, 3 pieces of straight track, and 1 straight plug-in terminal rerailer
- power pack and speed controller
- illustrated instruction manual



BERTIE  
the BUS



SIR  
TOPHAM HATT



HAROLD  
the HELICOPTER



Speed Controller  
with Plug-In Wiring



56" x 38"  
Oval



# Thomas' Fun with Freight Set

an E-Z Track® set

Item No. 00683 • Suggested price: \$219.00

Thomas always has an important job to do and his railway friends are there to help. You can join Thomas, S.C. Ruffey, and the Conductor as they pick up and deliver their cargo.



CONDUCTOR

*This ready-to-run train set includes:*

- Thomas the Tank Engine™ with moving eyes
- S.C. Ruffey with international-style hook and loop couplers
- Open Wagon with international-style hook and loop couplers
- Cream Tanker with international-style hook and loop couplers
- Cattle Wagon with international-style hook and loop couplers
- Conductor figure
- 56" x 38" oval of snap-fit E-Z Track® with 12 pieces of curved track, 3 pieces of straight track, and 1 straight plug-in terminal railer
- power pack and speed controller
- illustrated instruction manual



Thomas' Eyes  
Move Side to Side



Speed Controller  
with Plug-In Wiring

## HO SCALE THOMAS & FRIENDS™ SEPARATE-SALE

Now you can hear Thomas' steam sounds! With an analog sound system including whistle, puffs, and steam exhaust upon stopping, this sound-equipped Thomas brings to life the sights and sounds of the Island of Sodor.



### THOMAS the TANK ENGINE™ with SPEED-ACTIVATED SOUND

*(with moving eyes)*  
Item No. 58701 • Suggested price: \$109.00  
Performs best on 15" radius curves or greater.



### THOMAS the TANK ENGINE™ *(with moving eyes)*

Item No. 58741 • Suggested price: \$69.00  
Performs best on 15" radius curves or greater.



### PERCY the SMALL ENGINE *(with moving eyes)*

Item No. 58742 • Suggested price: \$69.00  
Performs best on 15" radius curves or greater.



### JAMES the RED ENGINE *(with moving eyes)*

Item No. 58743 • Suggested price: \$88.00  
Performs best on 18" radius curves or greater.



### GORDON the EXPRESS ENGINE *(with moving eyes)*

Item No. 58744 • Suggested price: \$119.00  
Performs best on 18" radius curves or greater.



### HENRY the GREEN ENGINE *(with moving eyes)*

Item No. 58745 • Suggested price: \$119.00  
Performs best on 18" radius curves or greater.



### EDWARD *(with moving eyes)*

Item No. 58746 • Suggested price: \$119.00  
Performs best on 18" radius curves or greater.



### TOBY the TRAM ENGINE *(with moving eyes)*

Item No. 58747 • Suggested price: \$76.00  
Performs best on 15" radius curves or greater.



### EMILY *(with moving eyes)*

Item No. 58748 • Suggested price: \$108.00  
Performs best on 18" radius curves or greater.



### SPENCER *(with moving eyes)*

Item No. 58749 • Suggested price: \$135.00  
Performs best on 18" radius curves or greater.



HO SCALE THOMAS & FRIENDS™ SEPARATE-SALE (continued)



**MAVIS**  
*(with moving eyes)*  
Item No. 58801 • Suggested price: \$76.00  
Performs best on 15" radius curves or greater.



**DIESEL**  
*(with moving eyes)*  
Item No. 58802 • Suggested price: \$105.00  
Performs best on 15" radius curves or greater.



**SALTY**  
*(with moving eyes)*  
Item No. 58804 • Suggested price: \$89.00  
Performs best on 15" radius curves or greater.



**BILL**  
*(with moving eyes)*  
Item No. 58805 • Suggested price: \$89.00  
Performs best on 15" radius curves or greater.



**BEN**  
*(with moving eyes)*  
Item No. 58806 • Suggested price: \$89.00  
Performs best on 15" radius curves or greater.



**DONALD**  
*(with moving eyes)*  
Item No. 58807 • Suggested price: \$105.00  
Performs best on 18" radius curves or greater.



**DOUGLAS**  
*(with moving eyes)*  
Item No. 58808 • Suggested price: \$105.00  
Performs best on 18" radius curves or greater.



**DUCK**  
*(with moving eyes)*  
Item No. 58810 • Suggested price: \$105.00  
Performs best on 18" radius curves or greater.



**IRON 'ARRY**  
*(with moving eyes)*  
Item No. 58812 • Suggested price: \$109.00  
Performs best on 15" radius curves or greater.



**IRON BERT**  
*(with moving eyes)*  
Item No. 58813 • Suggested price: \$109.00  
Performs best on 15" radius curves or greater.

## HO SCALE THOMAS & FRIENDS™ SEPARATE-SALE (continued)

**NEW**

**RED COACH**  
*(not shown)*

Item No. 76038 • price to be announced

**NEW**

**RED BRAKE COACH**  
*(not shown)*

Item No. 76039 • price to be announced



**MAIL CAR**

Item No. 76040 • Suggested price: \$29.00



**SPENCER'S SPECIAL COACH**

Item No. 76041 • Suggested price: \$59.00



**EMILY'S COACH**

Item No. 76042 • Suggested price: \$24.00



**EMILY'S BRAKE COACH**

Item No. 76043 • Suggested price: \$24.00



**ANNIE COACH**

Item No. 76044 • Suggested price: \$24.00



**CLARABEL COACH**

Item No. 76045 • Suggested price: \$24.00



**TROUBLESOME TRUCK #4**

Item No. 77020 • Suggested price: \$22.00



**ICE CREAM WAGON**

Item No. 77021 • Suggested price: \$30.00



**TROUBLESOME TRUCK #3**

Item No. 77025 • Suggested price: \$22.00



**VENTILATED VAN**

Item No. 77026 • Suggested price: \$29.00



**HENRIETTA**

Item No. 77028 • Suggested price: \$29.00



**COAL WAGON with LOAD**

Item No. 77029 • Suggested price: \$33.00

HO SCALE THOMAS & FRIENDS™ SEPARATE-SALE (continued)



**CREAM TANKER**  
Item No. 77032 • Suggested price: \$33.00



**RASPBERRY SYRUP TANKER**  
Item No. 77033 • Suggested price: \$33.00



**OPEN WAGON - RED**  
Item No. 77037 • Suggested price: \$29.00



**OIL TANK**  
Item No. 77038 • Suggested price: \$30.00



**SODOR FUEL TANK**  
Item No. 77039 • Suggested price: \$30.00



**S. C. RUFFEY**  
Item No. 77041 • Suggested price: \$29.00



**OPEN WAGON - BLUE**  
Item No. 77042 • Suggested price: \$29.00



**CARGO CAR**  
Item No. 77043 • Suggested price: \$29.00



**BRAKE VAN**  
Item No. 77045 • Suggested price: \$29.00



**TROUBLESOME TRUCK #1**  
Item No. 77046 • Suggested price: \$22.00



**TROUBLESOME TRUCK #2**  
Item No. 77047 • Suggested price: \$22.00



**TIDMOUTH MILK TANK**  
Item No. 77048 • Suggested price: \$30.00

**HOOK-AND-LOOP COUPLERS (3 pairs per pack)**

Item No. 78979 • Suggested price: \$12.50

These couplers are compatible with many of our *Thomas & Friends*™ products and many European prototype models.





## THOMAS & FRIENDS™ ACCESSORIES



**JEREMY**  
Item No. 42440 • Suggested price: \$33.00



**HAROLD the HELICOPTER**  
Item No. 42441  
Suggested price: \$23.50



**BERTIE the BUS**  
Item No. 42442  
Suggested price: \$23.50



**SIR TOPHAM HATT**  
(3" H)  
Item No. 42443  
Suggested price: \$12.50



**CRANKY the CRANE**  
(Manually operated crane swivels  
360° with independently  
adjustable hook and boom.)  
Item No. 42444  
Suggested price: \$49.50



**CONDUCTOR**  
(3¼" H)  
Item No. 42445  
Suggested price: \$15.50



**TERENCE the TRACTOR**  
Item No. 42447  
Suggested price: \$32.00



**FARMER McCOLL**  
(3¾" H)  
Item No. 42448  
Suggested price: \$15.50



**SWITCH TOWER**  
Item No. 45237 • Suggested price: \$45.00



**LIGHTHOUSE**  
with BLINKING LED LIGHT  
(connects to AC power pack terminals)  
Item No. 45240  
Suggested price: \$89.00




**OPERATING WINDMILL**  
(connects to AC power pack terminals)  
Item No. 45241 • Suggested price: \$115.00



**ROUND WATER TOWER**  
(illustration shown)  
Item No. 45242 • price to be announced

HO SCALE THOMAS & FRIENDS™ RESIN BUILDINGS



**MAITHWAITE STATION**  
21¼" W x 5⅞" D x 4⅞" H  
Item No. 35901 • Suggested price: \$129.00



**BLACK LOCK FOLLY**  
3½" H x 2" Diameter; Steps, ¾" W  
Item No. 35902 • Suggested price: \$29.00



**SIGNAL BOX**  
5½" W x 2¼" D x 3½" H  
Item No. 35903 • Suggested price: \$43.00



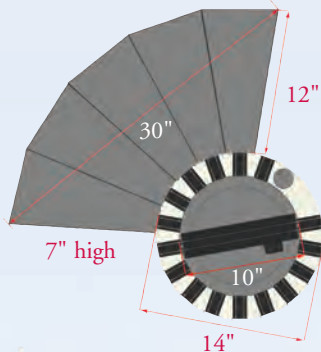

**BRENDAM WAREHOUSE**  
18" W x 5⅜" D x 4¼" H  
Item No. 35904 • Suggested price: \$115.00



## Tidmouth Sheds with Manually Operated Turntable

Item No. 45236 • Suggested price: \$250.00

Now you can give your *Thomas & Friends*™ HO scale locomotives a place of their own after a full day's work on the Island of Sodor. Five bays and a manually operated turntable keep engines ready for new and exciting adventures! Tidmouth Sheds can be expanded to include up to twelve stalls by using the Tidmouth Sheds Expansion Pack (Item No. 45238).



### TIDMOUTH SHEDS EXPANSION PACK

Item No. 45238 • Suggested price: \$49.00

Use this expansion pack to add an engine shed to Tidmouth Sheds (Item No. 45236).



## Knapford Station

Item No. 45239 • Suggested price: \$165.00

Includes three platforms; two or more kits can be combined to create larger station configurations.

Measures approximately 10.5" wide x 26" long x 6.25" high when assembled.



# Wilson's Freight Adventures

an E-Z Track® set

Item No. 00770 • Suggested price: \$215.00



It's training time with Wilson as he puts his wheels to the rails in *Wilson's Freight Adventures*. Traintastic fun awaits when you come along for a ride with one of Chuggington's favorite trainees!

***This ready-to-run train set includes:***

- Wilson locomotive with operating headlight
- low-sided gondola with international-style hook and loop couplers
- box car with international-style hook and loop couplers
- 36" circle of snap-fit E-Z Track® with 11 pieces of curved track and 1 curved plug-in terminal rerailer
- power pack and speed controller
- illustrated instruction manual





36"  
Circle



RACHMANN  
E-Z TRACK SYSTEM  
ASSEMBLES IN MINUTES!



Speed Controller  
with Plug-In Wiring



## Brewster's Cargo Caper

an E-Z Track® set

Item No. 00771 • Suggested price: \$215.00



Hop on board with mighty Brewster as he rides the rails on a fun train trip. *Brewster's Cargo Caper* is a great way to begin your Chuggington collection. Brewster really enjoys showing his strength as he hauls his hopper cars around Chuggington. And with his operating headlights brightening the way, this Chugger's winning personality will really shine through.

### *This ready-to-run train set includes:*

- Brewster locomotive with operating headlights
- yellow hopper car with international-style hook and loop couplers
- blue hopper car with international-style hook and loop couplers
- 36" circle of snap-fit E-Z Track® with 11 pieces of curved track and 1 curved plug-in terminal reailer
- power pack and speed controller
- illustrated instruction manual



Speed Controller  
with Plug-In Wiring

## Chuggington™ Separate-Sale

### CHUGGINGTON™ LOCOMOTIVES



**BREWSTER**

*(with operating headlights)*

Item No. 59001 • Suggested price: \$105.00



**WILSON**

*(with operating headlight)*

Item No. 59002 • Suggested price: \$105.00



**KOKO**

*(with operating headlight)*

Item No. 59003 • Suggested price: \$105.00

### CHUGGINGTON™ ROLLING STOCK



**BOX CAR**

Item No. 77101

Suggested price: \$41.00



**LOW-SIDED GONDOLA**

Item No. 77102

Suggested price: \$37.00



**FLAT CAR**

Item No. 77103

Suggested price: \$34.00



**HOPPER CAR - BLUE**

Item No. 77104

Suggested price: \$31.00



**HOPPER CAR - YELLOW**

Item No. 77105

Suggested price: \$31.00



**PASSENGER CAR**

Item No. 77106

Suggested price: \$51.00



### Ringmaster

an *E-Z Track*® set with *E-Z Mate*® couplers

Item No. 00714 • Suggested price: \$249.00

Audience and performers, musicians and animals, all listen to the command of his voice. It's the ringmaster who directs the action in the circus ring. Our *Ringmaster* ready-to-run train set will command your attention and let you know the *Ringling Bros. and Barnum & Bailey*™ *Circus* is coming to town!



*This ready-to-run train set includes:*

- *Ringling Bros. and Barnum & Bailey*™ 0-6-0 locomotive and tender with operating headlight
- performers' car
- water tank car
- horse stock car
- bobber caboose
- body-mounted *E-Z Mate*® couplers
- 47" x 38" oval of snap-fit *E-Z Track*® including 12 pieces of curved track, 1 piece of straight track, and 1 plug-in terminal rerailer
- power pack and speed controller
- illustrated instruction manual

### RINGLING BROS. and BARNUM & BAILEY™ ROLLING STOCK



**COACH #75**

Item No. 16601 • Suggested price: \$36.00



**OPEN-SIDED EXCURSION CAR with SEATS #142**

Item No. 16602 • Suggested price: \$43.00



**GONDOLA #120**

Item No. 16603 • Suggested price: \$29.00



47" x 38"  
Oval




Speed Controller  
with Plug-In Wiring

RINGLING BROS. and BARNUM & BAILEY™ ROLLING STOCK (continued)



TIGER BOX CAR #17  
Item No. 16604 • Suggested price: \$34.00



FLAT CAR with CRATED LOAD #119 - YELLOW  
Item No. 16605 • price to be announced



FLAT CAR with CRATED LOAD #122 - BLUE  
Item No. 16606 • price to be announced

© Feld Entertainment. RINGLING BROS. AND BARNUM & BAILEY and THE GREATEST SHOW ON EARTH are trademarks of and are used under license from Ringling Bros.-Barnum & Bailey Combined Shows, Inc. All rights reserved. www.Ringling.com



### Echo Valley Express with Digital Sound

an E-Z Track® set with E-Z Mate® couplers



Item No. 00825 • Suggested price: \$349.00

A whistle echoes through the walls of a deep valley as you hear the unmistakable chuffing of a classic steam locomotive approaching. The *Echo Valley Express* is steaming ahead with carloads of coal to fuel America's hungry furnaces. It features a DCC sound-equipped Baldwin 2-6-0 with a steam sound package that includes authentic prototypical chuff, short and long whistles, bell, air compressor, and blower—all in polyphonic 16-bit sound that you can control with our *E-Z Command*® digital control system.

*This digitally controlled train set with sound features:*

- DCC sound-equipped 2-6-0 steam locomotive with tender and operating headlight
- gondola
- quad hopper
- off-center caboose
- *E-Z Command*® Control Center with wall pack and speed controller
- body-mounted *E-Z Mate*® couplers



- 56" x 38" oval of snap-fit nickel silver *E-Z Track*® including 12 pieces of curved track, 3 pieces of straight track, and 1 plug-in terminal rerailer
- illustrated instruction manual

### Thunder Chief with Digital Sound

an E-Z Track® set with E-Z Mate® couplers



Item No. 00826 • Suggested price: \$349.00

With the roar of its mighty motor and a blast of its horn, the *Thunder Chief* announces its arrival. Commanding the attention of one and all, there is no missing the excitement of the *Thunder Chief* storming into the station. This set features a DCC sound-equipped F7-A locomotive with a diesel sound package that includes prototypical prime mover, 3 air horns, and bell—all in polyphonic 16-bit sound that you can control with our *E-Z Command*® digital control system.

*This digitally controlled train set with sound features:*

- DCC sound-equipped F7-A diesel locomotive with operating headlight
- 40' box car
- three-dome tank car
- off-center caboose
- *E-Z Command*® Control Center with wall pack and speed controller
- body-mounted *E-Z Mate*® couplers



- 56" x 38" oval of snap-fit nickel silver *E-Z Track*® including 12 pieces of curved track, 3 pieces of straight track, and 1 plug-in terminal rerailer
- illustrated instruction manual

# E-Z COMMAND® SOUND VALUE TRAIN SETS

# HO SCALE



56" x 38"  
Oval



Digital Speed Controller with Plug-In Wiring



DCC SOUND VALUE ON BOARD™



56" x 38"  
Oval



Digital Speed Controller with Plug-In Wiring





### Digital Commander

an E-Z Track® set with E-Z Mate® couplers

Item No. 00501 • Suggested price: \$399.00



Model railroading enters the digital age with the *Digital Commander!* Create your own fledgling railroad empire or work with a friend to coordinate freight and switching operations. Our exclusive *E-Z Command®* digital control system lets you independently control the speed, direction, and lighting of two decoder-equipped locomotives.

*This digitally controlled train set features:*

- DCC-equipped EMD GP40 locomotive with operating headlight
- DCC-equipped EMD FT-A locomotive with operating headlight
- plug-door box car
- open quad hopper
- wide-vision caboose
- E-Z Command® Control Center with wall pack and plug-in wiring
- body-mounted E-Z Mate® couplers
- 56" x 38" oval of nickel silver E-Z Track®, including 12 pieces curved track, 4 pieces straight track, 1 terminal re-railer, 1 manual turnout – left, under-track magnet with brakeman figure, and 1 Hayes bumper
- DVD-format E-Z Command® instruction video
- illustrated instruction manual



Digital Speed Controller with Plug-In Wiring



EXPAND YOUR *E-Z COMMAND*® SYSTEM WITH THESE OPTIONS



*E-Z COMMAND*®  
WALK-AROUND COMPANION  
Item No. 44907



*E-Z COMMAND*® WALK-AROUND  
COMPANION CONNECTOR PANEL  
Item No. 44908

The *E-Z Command*® Walk-Around Companion (with Connector Wires) lets you control multiple trains from convenient locations around your layout or coordinate independent railroad operations between a primary and secondary user. When the *E-Z Command*® Walk-Around Companion Connector Panel (with Connector Wires) is used in conjunction with the *E-Z Command*® Walk-Around Companion, the multiple connector panels let you establish a series of control points virtually anywhere on the perimeter of your layout.



### E-Z Command® DCC System with DCC-Equipped Diesel Locomotive

Locomotives perform best on 18" radius curves or greater.

Suggested price: \$250.00 each

**Features include:**

- E-Z Command® Control Center  
(see DCC section of catalog for feature listing)
- GP40 diesel locomotive DCC-equipped for speed, direction, and lighting control
- AC wall pack power supply



EMD GP40 BNSF  
Item No. 44923



EMD GP40 UNION PACIFIC®  
Item No. 44924

## E-Z Command® DCC System with DCC-Equipped Steam Locomotive



Locomotives perform best on 18" radius curves or greater.

Suggested price: \$250.00 each

**Features include:**

- E-Z Command® Control Center  
*(see DCC section of catalog for feature listing)*
- USRA 0-6-0 steam locomotive and  
Vanderbilt tender DCC-equipped for speed,  
direction, and lighting control
- AC wall pack power supply



USRA 0-6-0 SOUTHERN PACIFIC  
Item No. 44930



USRA 0-6-0 SEABOARD®  
Item No. 44931

### The General

an E-Z Track® set with E-Z Mate® couplers



Item No. 00736 • price to be announced

The Civil War's famous Great Locomotive Chase comes to life with *The General* train set! On April 12, 1862, James J. Andrew and a group of Union raiders commandeered the South's American 4-4-0, named *The General*, from the Western and Atlantic Railroad. Their daring plan was to sabotage rebel railroad lines deep behind enemy lines. An alert W&ARR conductor, William Fuller, noticed the locomotive moving and with two fellow employees was soon in hot pursuit through the mountains of Northern Georgia. They followed *The General* on foot until they were able to commandeer another locomotive, "The Texas," to continue the chase. After many stops to uproot track and cut telegraph lines, *The General* ran out of wood fuel and water and was abandoned. Andrew's Raiders were later captured outside Chattanooga. Some were able to escape from jail, but eight were hung as spies. The youngest of the Raiders, 19-year-old Jacob Parrott, was the first soldier awarded the Medal of Honor by Secretary of War Stanton. *The General* train set lets you experience all the excitement of this historic adventure and comes complete with:



- 4-4-0 American locomotive with operating headlight and tender
- old time box car
- old time gondola
- old time combine
- quartermaster and telegraph office building
- 56" x 38" oval of snap-fit E-Z Track® including 12 pieces of curved track, 3 pieces of straight track, and 1 plug-in terminal rerailer
- power pack and speed controller
- illustrated instruction manual

### Coastliner

an E-Z Track® set with E-Z Mate® couplers



Item No. 00734 • price to be announced

From southern seashores to northern ports, CSX transports the vital freight that keeps American factories humming. With its distinctive engine and cars displaying classic C&O® and Chessie paint schemes, the *Coastliner* is proud to ride the famed rails of the Eastern seaboard.

*This ready-to-run train set includes:*

- EMD GP40 diesel locomotive with operating headlight
- quad hopper
- plug-door box car
- wide-vision caboose
- 36" circle of snap-fit E-Z Track®, including 11 pieces curved track and 1 curved plug-in terminal rerailer
- power pack and speed controller
- illustrated instruction manual





# ELECTRIC TRAIN SETS

# HO SCALE



56" Oval

**BACHMANN**  
**E-Z TRACK SYSTEM**  
ASSEMBLES IN MINUTES!

Speed Controller with Plug-In Wiring



36" Circle

**BACHMANN**  
**E-Z TRACK SYSTEM**  
ASSEMBLES IN MINUTES!

Speed Controller with Plug-In Wiring

### Jingle Bell Express

*an E-Z Track® set with E-Z Mate® couplers*

Item No. 00724 • Suggested price: \$229.00

The *Jingle Bell Express* rushes last-minute wishes from the North Pole to homes around the world. Decked out in red and green and carrying a sweet cargo of holiday treats, the *Jingle Bell Express* will deliver merry dreams around your Christmas tree for years to come.

*This ready-to-run train set includes:*

- 0-6-0 steam locomotive with operating headlight and coal tender
- single-dome tank car
- box car
- quad hopper
- off-center caboose
- body-mounted *E-Z Mate®* couplers
- 47" x 38" oval of snap-fit *E-Z Track®*, including 12 pieces of curved track, 1 piece of straight track, and 1 plug-in terminal rerailer
- power pack and speed controller
- illustrated instruction manual



### Pacific Flyer

*an E-Z Track® set with E-Z Mate® couplers*

Item No. 00692 • Suggested price: \$139.00

Assembly and breakdown of trains in the railway yard is tough work, but this 0-6-0 steam switcher is ready to get the job done. Assemble your consist, clear the yard and move your freight to its final destination with the *Pacific Flyer!*

*This ready-to-run train set includes:*

- 0-6-0 steam locomotive and tender with operating headlight
- gondola
- box car
- off-center caboose
- body-mounted *E-Z Mate®* couplers
- 36" circle of snap-fit *E-Z Track®* including 11 pieces of curved track and 1 curved plug-in terminal rerailer
- power pack and speed controller
- illustrated instruction manual



# ELECTRIC TRAIN SETS

# HO SCALE



47" x 38"  
Oval



Speed Controller  
with Plug-In Wiring



36"  
Circle



Speed Controller  
with Plug-In Wiring





### Durango & Silverton

an *E-Z Track*® set with *E-Z Mate*® couplers

Item No. 00710 • Suggested price: \$279.00

Built originally as a mining line, the scenic value of the *Durango & Silverton* was quickly recognized in passenger service. After surviving natural disasters, wars, and financial instability, a determined staff (and starring roles in several Hollywood movies) promoted the tourism that ensures the line's survival to this day. Now recognized as a National Historic Landmark and a National Historic Civil Engineering Landmark, the *Durango & Silverton* continues to provide year-round tourist service. Our *Durango & Silverton* passenger set comes complete with:



Speed Controller with Plug-In Wiring

- DCC-ready 2-8-0 locomotive and tender with operating headlight
- factory-installed 8-pin socket for DCC decoder installation of your choice
- open excursion car
- old-time combine
- old-time coach
- 47" x 38" oval of snap-fit *E-Z Track*® including 12 pieces of curved track, 1 piece of straight track, and 1 plug-in terminal rerailer
- power pack and speed controller
- illustrated instruction manual



### McKinley Explorer

an *E-Z Track*® set with *E-Z Mate*® couplers

Item No. 00694 • Suggested price: \$259.00

Treating passengers to breathtaking views of the Alaskan wilderness in special vista-dome cars is the *McKinley Explorer*. This modern version of the *McKinley Explorer* features models of bi-level dome dining-lounge cars that have recently come into service on the *Explorer*. At 18 feet 2 inches tall and 89 feet long, these cars manufactured by the Colorado Railcar Company are the largest dome cars ever built.

*This ready-to-run train set includes:*

- EMD GP40 diesel locomotive with operating headlight
- three 89' Colorado Railcar full-dome passenger cars (the *Knik*, *Kenai*, and *Kobuk*, all named after Alaskan rivers)
- body-mounted *E-Z Mate*® couplers
- 63" x 45" oval of snap-fit *E-Z Track*® including 16 pieces of 22" radius curved track, 3 pieces of straight track, and 1 plug-in terminal rerailer
- power pack and speed controller
- illustrated instruction manual



# ELECTRIC TRAIN SETS

# HO SCALE



Speed Controller with Plug-In Wiring



### Thoroughbred

*an E-Z Track® set with E-Z Mate® couplers*

Item No. 00691 • Suggested price: \$129.00

Wheels rumble like the pounding of hooves as this iron horse rounds the bend. Hauling freight with the ease and grace of a champion, the *Thoroughbred* delivers fun and adventure to your stable of trains.

*This ready-to-run train set includes:*

- F7 diesel locomotive with operating headlight
- open quad hopper
- gondola
- wide-vision caboose
- body-mounted *E-Z Mate®* couplers
- 47" x 38" oval of snap-fit *E-Z Track®* including 12 pieces of curved track, 1 piece of straight track, and 1 plug-in terminal railer
- power pack and speed controller
- illustrated instruction manual



### Empire Builder

*an E-Z Track® set with E-Z Mate® couplers*

Item No. 00667 • Suggested price: \$239.00

The Great Northern Railroad's flagship passenger train was named the *Empire Builder* in honor of the railroad's founder, James J. Hill. Hill became known as the Empire Builder after reorganizing several failing railroads into the Great Northern Railway and extending the line to the Pacific Northwest in the late 19th Century. After World War II, the Empire Builder was equipped with a full length "Great Dome" passenger car to optimize the views of the passing Cascade Mountains and the Rocky Mountain landscapes of Montana's Glacier National Park.

*This ready-to-run train set includes:*

- powered F7-A locomotive with operating headlight
- powered F7-B locomotive
- smooth-side coach
- full-dome passenger car
- body-mounted *E-Z Mate®* couplers
- 63" x 45" oval of snap-fit *E-Z Track®* including 16 pieces of 22" radius curved track, 3 pieces of straight track, and 1 plug-in terminal railer
- power pack and speed controller
- illustrated instruction manual





# ELECTRIC TRAIN SETS

# HO SCALE



47" x 38"  
Oval



Speed Controller with Plug-In Wiring

63" x 45"  
Oval



Speed Controller with Plug-In Wiring



### Liberty Bell Special

an *E-Z Track®* set with *E-Z Mate®* couplers

Item No. 00711 • Suggested price: \$259.00

This *Liberty Bell Special* train set celebrates our cherished Liberty Bell's historic train travels. The Bell's first rail trip in 1885 was to New Orleans for the World's Industrial Cotton Exposition while one of its last trips was to the 1915 Panama-Pacific Exposition in San Francisco. Specially modified Pennsylvania Railroad flatcars were used to carry the 2,080-pound Bell in its wide-ranging travels. The visits to nearly 400 cities and towns over a 32-year span drew huge cheering crowds and special celebrations that often included music, parades, and military salutes. We are proud to present the *Liberty Bell Special*, and through railroading, let you share in the Bell's rich history.

**This ready-to-run train set includes:**

- 2-6-0 steam locomotive and tender with operating headlight
- 1860-1880 combine "Philadelphia"
- 1860-1880 coach "Boston"

- flat car with Liberty Bell and flags
- 47" x 38" oval of snap-fit *E-Z Track®* including 12 pieces of curved track, 1 piece of straight track, and 1 plug-in terminal reailer
- power pack and speed controller
- illustrated instruction manual



### Chattanooga

an *E-Z Track®* set with *E-Z Mate®* couplers

Item No. 00626 • Suggested price: \$229.00

Capturing all the energy and excitement of train travel is the *Chattanooga*. Named for the famous Nashville, Chattanooga & St. Louis Railroad, this 155-piece set includes all the miniature people, buildings, and structures you'll need to recreate the romance of the steam era.

**This ready-to-run train set includes:**

- 0-6-0 steam locomotive and tender with operating smoke and headlight
- plug-door box car
- open quad hopper
- single-dome tank car



- off-center caboose
- body-mounted *E-Z Mate®* couplers
- 47" x 38" oval of snap-fit *E-Z Track®*, including 12 pieces of curved track, 1 piece of straight track, and 1 plug-in terminal reailer
- suburban station

- signal bridge
- 48 railroad and street signs
- 36 telephone poles
- 48 assorted figures
- power pack and speed controller
- illustrated instruction manual



# ELECTRIC TRAIN SETS

# HO SCALE



47" x 38"  
Oval



Speed Controller  
with Plug-In Wiring



155  
Piece Set





### Royal Gorge

an E-Z Track® set with E-Z Mate® couplers

Item No. 00689 • Suggested price: \$239.00

Colorado's oldest scenic line combines rich history, spectacular views, and stylish accommodations into a train that takes you on a 24-mile journey through the 1,000 foot deep Royal Gorge. Passengers travel alongside the Arkansas River on a ribbon of rail for an up-close nature show deep in the canyon, observing bald eagles, blue heron, bighorn sheep, mule deer, and flora native to the gorge.

*This ready-to-run train set includes:*

- powered F7-A locomotive with operating headlight
- powered F7-B locomotive
- smooth-side coach
- full-dome passenger car
- body-mounted E-Z Mate® couplers
- 63" x 45" oval of snap-fit E-Z Track® including 16 pieces of 22" radius curved track, 3 pieces of straight track, and 1 plug-in terminal reailer
- power pack and speed controller
- illustrated instruction manual





## Overland Limited

an E-Z Track® set with E-Z Mate® couplers

Item No. 00614 • Suggested price: \$359.00

The biggest and the best for serious railroad enthusiasts. From a powerful 4-8-4 steam locomotive, to an impressive consist of nine cars, this set has it all! The *Overland Limited* comes complete with Bachmann's exclusive E-Z Track® snap-fit track and roadbed system, plus:

- Union Pacific® 4-8-4 steam locomotive and tender with operating smoke and headlight
- grain car
- three-dome tank car
- flat car with logs
- center-flow hopper
- open quad offset hopper
- two plug-door box cars
- wood stock car
- wide-vision caboose
- body-mounted E-Z Mate® couplers
- 72" x 45" oval of snap-fit E-Z Track® with 16 pieces of 22" radius curved track, 5 pieces of straight track, and 1 plug-in terminal rerailer
- power pack and speed controller
- illustrated instruction manual



Speed Controller  
with Plug-In Wiring



*The FT diesel locomotive in this set has a die-cast chassis and eight wheel drive.*

## Santa Fe Flyer

an E-Z Track® set with E-Z Mate® couplers

Item No. 00647 • Suggested price: \$129.00

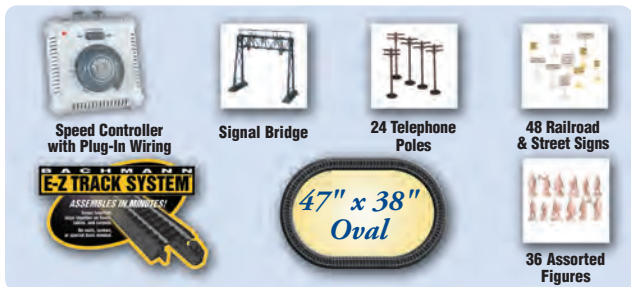
Hauling freight across the deserts, mountains, and cities of the American landscape is the *Santa Fe Flyer*. Powered by a mighty Santa Fe FT diesel locomotive with its distinctive “war bonnet” paint scheme, this sleek and powerful train deftly handles the ever-changing terrain of the Southwest United States.

***This ready-to-run train set includes:***

- EMD FT diesel locomotive with operating headlight
- open quad hopper
- gondola
- off-center caboose
- body-mounted E-Z Mate® couplers
- 36" circle of snap-fit E-Z Track® including 11 pieces of curved track and 1 curved plug-in terminal rerailer
- power pack and speed controller
- illustrated instruction manual







## Rail Chief

*an E-Z Track® set with E-Z Mate® couplers*

Item No. 00706 • Suggested price: \$199.00

You will command the rails with our striking *Rail Chief* set. Complete with miniature people and a signal bridge, this 130-piece set will let you oversee your own detailed railroading empire.

***This ready-to-run train set includes:***

- EMD GP40 diesel locomotive with operating headlight
- open quad hopper
- gondola
- steel reefer
- off-center cabooses
- body-mounted *E-Z Mate*® couplers
- 47" x 38" oval of snap-fit *E-Z Track*®, including
  - 12 pieces curved track, 1 piece of straight track, and
  - 1 plug-in terminal rerailer
- signal bridge
- 36 miniature figures
- 24 telephone poles
- 48 railroad and street signs
- power pack and speed controller
- illustrated instruction manual

**130  
Piece Set**

### Civil War-Union

an E-Z Track® set with E-Z Mate® couplers

Item No. 00708 • Suggested price: \$299.00

With the shots fired at Fort Sumter on April 12, 1861, the War Between the States officially began over 150 years ago. From the start of the Civil War, the Union recognized the advantages offered by railroads and was quick to employ the “iron horses” for the first time in a military campaign. With the formation of the United States Military Railroads (USMRR), the Federals gained the authority to take possession of whatever equipment was necessary to operate strategic rail lines in support of the Union Army. Backed by the government and managed by the leading railroad men of the time, a well-equipped USMRR train was commonly powered by a 4-4-0 locomotive pulling a box car, flat car, water tank car, and gondola. A trailing combine often served as a guard car to ward off Confederate attacks. Our *Commemorative 150th Anniversary Edition Civil War - Union* set marks this turning point in our nation’s history and comes complete with:



- 4-4-0 American locomotive with operating headlight and tender
- USMRR water car
- USMRR box car
- USMRR gondola
- USMRR flat car
- USMRR combine
- 100-piece set of Civil War military figures (blue)
- 56" x 38" oval of E-Z Track® including 12 pieces of curved track, 3 pieces of straight track, and 1 plug-in terminal rerailer
- 3 cannons
- 4 horses
- power pack and speed controller
- illustrated instruction manual



### Civil War-Confederate

an E-Z Track® set with E-Z Mate® couplers

Item No. 00709 • Suggested price: \$299.00

With the shots fired at Fort Sumter on April 12, 1861, the War Between the States officially began over 150 years ago. Railroading would play a key role in the Civil War, providing logistical support and carrying munitions, supplies, and troops to each side’s respective armies in the field. Lacking the financial power and the more standardized rail system of their Northern counterparts, Southern-held railroads relied heavily on the ingenuity of their railroad men to support the troops. A typical Confederate consist featured an assortment of commandeered rolling stock bearing the names of a variety of Southern railroads, which is reflected in this model. Our *Commemorative 150th Anniversary Edition Civil War - Confederate* set marks this turning point in our nation’s history and comes complete with:



- 4-4-0 American locomotive with operating headlight and tender
- water car (Manassas Gap)
- box car (Savannah, Albany & Gulf)
- gondola (Fredericksburg & Potomac)
- flat car (Mississippi Central & Louisiana)
- bobber caboose (Atlanta & West Point)
- 100-piece set of Civil War military figures (gray)
- 3 cannons
- 4 horses
- 56" x 38" oval of E-Z Track® including 12 pieces of curved track, 3 pieces of straight track, and 1 plug-in terminal rerailer
- power pack and speed controller
- illustrated instruction manual



# ELECTRIC TRAIN SETS

# HO SCALE

56" x 38"  
Oval



Speed Controller  
with Plug-In Wiring



This **130** piece set includes 100 Civil War military figures, 3 cannons, and 4 horses!



56" x 38"  
Oval



Speed Controller  
with Plug-In Wiring



This **130** piece set includes 100 Civil War military figures, 3 cannons, and 4 horses!



### Pegasus

an E-Z Track® set

Item No. 00690 • Suggested price: \$179.00

By the late 1830s, America's pioneer railroads were coming of age with the first steps toward modern railroading. A powerful new breed of locomotive, built for improved service on the Baltimore & Ohio Railroad's expanding system, was the 4-2-0 "Pegasus." Fast, agile, and elegant, *Pegasus* was an iron horse that more resembled its namesake winged stallion. For author Charles Dickens said of a sister engine that if it had spread its wings and flew away, no one would have been the least bit surprised!



**The Pegasus includes:**

- Norris 4-2-0 locomotive ("Pegasus") with hand-tooled coal load in tender
- three historical passenger cars
- metal detail parts

- 47" x 38" oval of nickel silver E-Z Track®, including 12 pieces curved track, 1 piece of straight track, and 1 plug-in terminal railer
- power pack and speed controller
- illustrated instruction manual

### The DeWitt Clinton

an E-Z Track® set

Item No. 00641 • Suggested price: \$169.00

Named after the father of the Erie Canal, the DeWitt Clinton made its maiden run on August 9, 1831. As one of the earliest steam operated carriers in America, the DeWitt Clinton is truly unique in railroading history. With its passengers riding in standard stagecoach bodies mounted on railroad wheels, the sight of the DeWitt Clinton was just as startling in 1831 as it would be today!



**The DeWitt Clinton includes:**

- DeWitt Clinton locomotive and tender (with die-cast wood load and water barrels)
- three DeWitt Clinton coaches
- skew-wound motor
- nickel silver wheels

- 47" x 38" oval of nickel silver E-Z Track®, including 12 pieces curved track, 1 piece of straight track, and 1 plug-in terminal railer
- power pack and speed controller
- illustrated instruction manual

# ELECTRIC TRAIN SETS


# HO SCALE



47" x 38"  
Oval



Speed Controller  
with Plug-In Wiring



47" x 38"  
Oval



Speed Controller  
with Plug-In Wiring

### GG-1 ELECTRIC LOCOMOTIVE (DCC SOUND VALUE-EQUIPPED)

Performs best on 22" radius curves or greater.

Suggested price: \$299.00 each



The electric GG-1 was introduced in the 1930s by the Pennsylvania Railroad, which needed a locomotive that could carry more rolling stock at greater speeds. Its dynamic streamlined design captured the public's imagination and made it the star of countless movies and advertisements. This DCC sound-equipped model includes our Sound Value *SoundTraxx*® sound package with prototypical motors with blowers, pantograph extension and retraction, air compressors, short and long horns, and bell—all in 16-bit polyphonic sound. Features include all new tooling, die-cast frame, 12-wheel drive, twin operating metal pantographs that can be powered by overhead wires if desired, soft white LED directional headlights with dimming function, and *E-Z Mate*® Mark II couplers.



PENNSYLVANIA - BRUNSWICK  
GREEN SINGLE STRIPE #4807  
Item No. 65301




PENNSYLVANIA - TUSCAN  
RED 5 STRIPE #4913  
Item No. 65302



PENNSYLVANIA - "BLACK JACK"  
BRUNSWICK GREEN 5 STRIPE #4935  
Item No. 65303



PENNSYLVANIA - SILVER with RED  
STRIPE "CONGRESSIONAL" #4872  
Item No. 65304



PENN CENTRAL - BLACK with  
WHITE LETTERING #4853  
Item No. 65305

### E60CP (DCC EQUIPPED)

Performs best on 22" radius curves or greater.

Suggested price: \$169.00 each



DCC ON BOARD® locomotives feature dual-mode digital command control decoders enabling operation with a standard DC analog power pack or any NMRA-compliant Digital Command Control system. Speed, direction, and lighting control.





# ELECTRIC LOCOMOTIVES

# HO SCALE

## GG-1 ELECTRIC LOCOMOTIVE (DCC READY)

Performs best on 22" radius curves or greater.

Suggested price: \$209.00 each

The electric GG-1 was introduced in the 1930s by the Pennsylvania Railroad, which needed a locomotive that could carry more rolling stock at greater speeds. Its dynamic streamlined design captured the public's imagination and made it the star of countless movies and advertisements. This DCC-ready model features all new tooling, die-cast frame, 12-wheel drive, twin operating metal pantographs that can be powered by overhead wires if desired, soft white LED directional headlights with dimming function, and *E-Z Mate*® Mark II couplers. Factory-installed 8-pin socket for DCC decoder installation of your choice.



PENNSYLVANIA - BRUNSWICK  
GREEN SINGLE STRIPE #4912  
Item No. 65201



PENNSYLVANIA - TUSCAN  
RED 5 STRIPE #4876  
Item No. 65202



PENNSYLVANIA - BRUNSWICK  
GREEN 5 STRIPE #4842  
Item No. 65203



PENNSYLVANIA - SILVER with RED  
STRIPE "CONGRESSIONAL" #4866  
Item No. 65204



PENN CENTRAL - BLACK with  
WHITE LETTERING #4882  
Item No. 65205

## E60CP (DCC EQUIPPED) (continued)



AMTRAK PHASE II #976  
Item No. 65506



AMTRAK PHASE III #978  
Item No. 65507

### 2-8-4 BERKSHIRE STEAM LOCOMOTIVE & TENDER with OPERATING HEADLIGHT (DCC EQUIPPED)

Performs best on 22" radius curves or greater.

Suggested price: \$249.00 each

DCC ON BOARD® locomotives feature dual-mode digital command control decoders enabling operation with a standard DC analog power pack or any NMRA-compliant Digital Command Control system. Speed, direction, and lighting control.

# DCC ON BOARD®



PERE MARQUETTE #1225  
Item No. 50901



PERE MARQUETTE #1218  
Item No. 50902



NICKEL PLATE #765 - RAIL FAN VERSION  
Item No. 50906



PAINTED, UNLETTERED - NICKEL PLATE VERSION  
Item No. 50949



### GS64 4-8-4 & TENDER with OPERATING HEADLIGHT (DCC EQUIPPED)

Performs best on 22" radius curves or greater.

Suggested price: \$285.00

DCC ON BOARD® locomotives feature dual-mode digital command control decoders enabling operation with a standard DC analog power pack or any NMRA-compliant Digital Command Control system. Speed, direction, and lighting control.

# DCC ON BOARD®



WESTERN PACIFIC #485

(illustration shown)

Item No. 50206

**NEW!**

# STEAM LOCOMOTIVES

# HO SCALE

## GS4 4-8-4 & TENDER with OPERATING HEADLIGHT (DCC EQUIPPED)

Performs best on 22" radius curves or greater.

Suggested price: \$285.00 each

# DCC ON BOARD®

DCC ON BOARD® locomotives feature dual-mode digital command control decoders enabling operation with a standard DC analog power pack or any NMRA-compliant Digital Command Control system. Speed, direction, and lighting control.



SOUTHERN PACIFIC™ RAILFAN DAYLIGHT #4449  
Item No. 50201



SOUTHERN PACIFIC™ DAYLIGHT #4446  
Item No. 50202



## 4-8-4 LOCOMOTIVE & TENDER with OPERATING HEADLIGHT (DCC READY)

Performs best on 22" radius curves or greater.

price to be announced



UNION PACIFIC™ #807  
Item No. 53502

# NEW

NEW YORK CENTRAL® #6010  
(not shown)  
Item No. 53503

DCC ON BOARD®



### BALDWIN 2-8-0 CONSOLIDATION LOCOMOTIVE (DCC EQUIPPED)

Performs best on 18" radius curves or greater.

Suggested price: \$215.00 each

DCC ON BOARD® locomotives feature dual-mode digital command control decoders enabling operation with a standard DC analog power pack or any NMRA-compliant Digital Command Control system. Speed, direction, and lighting control.



DURANGO & SILVERTON #493  
Item No. 51313



SOUTHERN #722  
*(green)*  
Item No. 51314



UNION PACIFIC® #617  
Item No. 51315



WESTERN PACIFIC #35  
*(not shown)*  
Item No. 51316



ROCK ISLAND #2123  
*(not shown)*  
Item No. 51317



NORFOLK & WESTERN #718  
*(not shown)*  
Item No. 51318



# STEAM LOCOMOTIVES

# HO SCALE

**PRAIRIE 2-6-2 & TENDER**  
with SMOKE & OPERATING HEADLIGHT  
Performs best on 18" radius curves or greater.

Suggested price: \$139.00 each



**UNION PACIFIC® #1836**  
Item No. 51501



**SOUTHERN**  
Item No. 51504



**RIO GRANDE™ #76**  
*(Flying Grande)*  
Item No. 51517

**NEW**

**PENNSYLVANIA #2761**  
*(not shown)*  
Item No. 51522

**NEW**

**SOUTHERN PACIFIC #1905**  
with VANDERBILT TENDER  
*(not shown)*  
Item No. 51523

**NEW**

**CANADIAN NATIONAL #613**  
*(not shown)*  
Item No. 51524



Have a question? You can  
"Ask the Bach Man" on  
our message board at  
[www.bachmanntrains.com!](http://www.bachmanntrains.com)



### ALCO 2-6-0 (DCC-READY)

Performs best on 18" radius curves or greater.

Suggested price: \$149.00 each

The Alco Moguls could go as fast as 70 miles per hour, making them useful for both light freight and passenger service. Bachmann's 2-6-0 model is a practical choice for your mainline and branchline railroads. Factory-installed 8-pin socket for DCC decoder installation of your choice.

#### Features include:

- die-cast chassis
- die-cast cylinders
- metal valve gear and side rods
- operating LED headlight and backup light
- metal cut levers
- metal handrails
- metal wheels
- E-Z Mat<sup>®</sup> Mark II couplers



PENNSYLVANIA #3237  
*(new roadnumber)*  
Item No. 51707

**NEW**



NEW YORK CENTRAL<sup>®</sup> #1907  
*(new roadnumber)*  
Item No. 51708

**NEW**



CANADIAN NATIONAL #6013  
*(new roadnumber)*  
Item No. 51709

**NEW**



ATSF #9444  
*(new roadnumber)*  
Item No. 51710

**NEW**



UNION PACIFIC<sup>®</sup> #40  
*(new roadnumber)*  
Item No. 51711

**NEW**

**NEW**

GREEN BAY & WESTERN #256  
*(not shown)*  
Item No. 51712



# STEAM LOCOMOTIVES

# HO SCALE

## ALCO 2-6-0 (DCC SOUND VALUE-EQUIPPED)

Performs best on 18" radius curves or greater.

Suggested price: \$235.00 each



The Alco Moguls could go as fast as 70 miles per hour, making them useful for both light freight and passenger service. Bachmann's 2-6-0 model is a practical choice for your mainline and branchline railroads. This DCC sound-equipped Alco 2-6-0 includes our Sound Value *SoundTraxx*® sound package with authentic prototypical chuff, short and long whistles, bell, air pump, steam release, and blower.

### Features include:

- DCC sound-equipped
- dual-mode NMRA-compliant decoder
- die-cast chassis
- die-cast cylinders
- metal valve gear and side rods
- operating LED headlight and backup light
- metal cut levers
- metal handrails
- metal wheels
- E-Z Mate® Mark II couplers



PENNSYLVANIA #3233  
Item No. 51807



NEW YORK CENTRAL® #1904  
Item No. 51808



UNION PACIFIC® #39  
Item No. 51810



BOSTON & MAINE #1360  
Item No. 51811



WABASH #573  
Item No. 51812



LACKAWANNA #565  
Item No. 51813



CANADIAN NATIONAL #409  
Item No. 51814



ATSF #9448  
(new roadnumber)  
Item No. 51816



SOUTHERN #7082  
(not shown)  
Item No. 51815



DCC SOUND VALUE ON BOARD™

**USRA 0-6-0 & SLOPE TENDER**  
with SMOKE & OPERATING HEADLIGHT (DCC EQUIPPED)

Performs best on 18" radius curves or greater.

Suggested price: \$149.00 each

DCC ON BOARD® locomotives feature dual-mode digital command control decoders enabling operation with a standard DC analog power pack or any NMRA-compliant Digital Command Control system. Speed, direction, and lighting control.



**NEW YORK CENTRAL® #232**  
Item No. 51605

**USRA 0-6-0 & SLOPE TENDER**  
with SMOKE & OPERATING HEADLIGHT

Performs best on 18" radius curves or greater.

Suggested price: \$115.00 each



**UNION PACIFIC® #4442**  
Item No. 50603



**SANTA FE #2128**  
Item No. 50604



**NEW YORK CENTRAL® #1434**  
Item No. 50605



**CANADIAN NATIONAL #7356**  
Item No. 50606

# STEAM LOCOMOTIVES

# HO SCALE

USRA 0-6-0 & SLOPE TENDER  
with SMOKE & OPERATING HEADLIGHT (DCC EQUIPPED; continued)

**NEW**

NEW HAVEN #2333  
*(not shown)*  
Item No. 51606

**NEW**

BURLINGTON #233  
*(not shown)*  
Item No. 51607



Have a question? You can  
"Ask the Bach Man" on  
our message board at  
[www.bachmanntrains.com!](http://www.bachmanntrains.com!)

DCC ON BOARD

USRA 0-6-0 & SLOPE TENDER  
with SMOKE & OPERATING HEADLIGHT (continued)



PENNSYLVANIA #3234  
Item No. 50615



BALTIMORE & OHIO®  
Item No. 50612



N.C. & ST. L. #152  
Item No. 50616

**NEW**





### USRA 0-6-0 & VANDERBILT TENDER with SMOKE & OPERATING HEADLIGHT

Performs best on 18" radius curves or greater.

Suggested price: \$115.00 each



NASHVILLE, CHATTANOOGA & ST. LOUIS #567  
Item No. 50702



SOUTHERN PACIFIC LINES #1273  
Item No. 50703



SEABOARD® #1094  
Item No. 50704



Have a question? You can  
"Ask the Bach Man" on  
our message board at  
[www.bachmantrains.com!](http://www.bachmantrains.com)

### USRA 0-6-0 & SHORT HAUL TENDER with SMOKE & OPERATING HEADLIGHT

Performs best on 18" radius curves or greater.

Suggested price: \$115.00



SMOKY MOUNTAIN #97  
Item No. 50440

### AMERICAN 4-4-0 & TENDER with OPERATING HEADLIGHT

Performs best on 18" radius curves or greater.

Suggested price: \$139.00 each



SANTA FE #91  
Item No. 51102



UNION PACIFIC® #119  
Item No. 51101



PENNSYLVANIA  
Item No. 51114

# STEAM LOCOMOTIVES

# HO SCALE

## PORTER 0-6-0T SIDE TANK LOCOMOTIVE (DCC EQUIPPED)

Performs best on 18" radius curves or greater.

Suggested price: \$139.00 each



A hard worker in industrial settings such as steel mills and quarries, this little switcher proudly displays its Porter heritage. Features include DCC-equipped for speed, direction, and lighting; dual-mode NMRA-compliant decoder; precision motor; operating directional soft white LED headlights; hidden drive train; low-speed gear box; metal motor bearings; metal detail parts, including bell, handrails, and stanchions; metal cut levers; blackened main and side rods; and magnetically operated *E-Z Mate*® Mark II couplers, front and rear.



**BETHLEHEM STEEL #2**  
Item No. 52101



**MIDVALE STEEL #5**  
Item No. 52102



**MIDWEST QUARRY & MINING CO. #12**  
Item No. 52103



**PENNSYLVANIA RAILROAD #2780**  
Item No. 52104



**SANTA FE #2240**  
Item No. 52105



## AMERICAN 4-4-0 & TENDER (continued)



**CENTRAL PACIFIC #60 "JUPITER"**  
Item No. 51124



**BALTIMORE & OHIO®**  
(1890s version - Royal Blue)  
Item No. 51144



DCC ON BOARD

### EMD DD40AX CENTENNIAL (DCC SOUND VALUE-EQUIPPED)

Performs best on 22" radius curves or greater.

Suggested price: \$299.00 each

The largest diesel locomotive ever made is available in this DCC sound-equipped model that includes our Sound Value *SoundTraxx*® diesel sound package with prototypical prime movers (dual-motor sound), 3 air horns, dynamic brakes, and bell—all in polyphonic 16-bit sound. Dual motors per the prototype, operating “gumball” light, lighted number boards, and *E-Z Mate*® Mark II couplers.



**UNION PACIFIC® #6900**  
(not shown)  
Item No. 65101



**UNION PACIFIC® #6929**  
Item No. 65102

**UNION PACIFIC® #6940**  
(not shown)  
Item No. 65103

### GE ES44AC (DCC SOUND VALUE-EQUIPPED)

Suggested price: \$299.00 each

Bachmann is proud to commemorate Norfolk Southern's 30th anniversary milestone with these GE ES44AC DCC sound-equipped locomotives in heritage paint schemes. They join our line of DCC sound-equipped models featuring our Sound Value *SoundTraxx*® diesel sound package with prototypical prime mover, 3 air horns, and bell—all in 16-bit polyphonic sound.



**CENTRAL OF GEORGIA**  
Item No. 65401



**SOUTHERN**  
Item No. 65402



**LEHIGH VALLEY**  
Item No. 65403



**PENNSYLVANIA**  
Item No. 65404



**NICKEL PLATE ROAD**  
Item No. 65405





# DIESEL LOCOMOTIVES

# HO SCALE

## EMD DD40AX CENTENNIAL (DCC EQUIPPED)

Performs best on 22" radius curves or greater.

Suggested price: \$199.00 each

DCC ON BOARD® locomotives feature dual-mode digital command control decoders enabling operation with a standard DC analog power pack or any NMRA-compliant Digital Command Control system. Speed, direction, and lighting control. This EMD DD40AX also features dual motors per the prototype.



UNION PACIFIC® #6900  
*(not shown)*  
Item No. 62105

UNION PACIFIC® #6910  
Item No. 62106

## EMD SD70ACe (DCC SOUND VALUE-EQUIPPED)

Suggested price: \$299.00 each



Bachmann is proud to commemorate Norfolk Southern's 30th anniversary milestone with these EMD SD70ACe DCC sound-equipped locomotives in heritage paint schemes. They join our line of DCC sound-equipped models featuring our Sound Value *SoundTraxx*® diesel sound package with prototypical prime mover, 3 air horns, and bell—all in 16-bit polyphonic sound.



WABASH  
Item No. 66001



ERIE  
Item No. 66002



JERSEY CENTRAL LINES  
Item No. 66003



NEW YORK CENTRAL®  
Item No. 66004



VIRGINIAN  
Item No. 66005

DCC ON BOARD

DCC SOUND VALUE ON BOARD

### ALCO RS-3 (DCC SOUND VALUE-EQUIPPED)

Performs best on 18" radius curves or greater.

Suggested price: \$219.00 each



This DCC sound-equipped model includes our Sound Value *SoundTraxx*® diesel sound package with prototypical prime mover, 3 air horns, and bell—all in 16-bit polyphonic sound. Die-cast chassis, all-wheel drive, precision can motor, dual precision-balanced flywheels, super-quiet helical cut gears, metal cut levers, finescale handrails, blackened metal wheels, prototype-specific directional headlights, RP25 wheel contours, and *E-Z Mate*® Mark II couplers.



**CP RAIL #8438**  
(multimark)  
Item No. 63902



**BOSTON & MAINE #1536**  
Item No. 63903



**ERIE #932**  
Item No. 63904



**GREAT NORTHERN #229**  
(not shown)  
Item No. 63906



**SEABOARD #1633**  
(not shown)  
Item No. 63907



**SANTA FE #2100**  
(not shown)  
Item No. 63908



**INTERSTATE #31**  
(not shown)  
Item No. 63909

# DIESEL LOCOMOTIVES

# HO SCALE

## ALCO RS-3 DIESEL LOCOMOTIVE (DCC EQUIPPED)

Performs best on 18" radius curves or greater.

Suggested price: \$135.00 each

Introduced in 1950, this all-purpose 1600-HSP locomotive had the stamina and strength for freight and passenger service yet was agile enough for yard work. With its rugged, dependable design, it's no wonder that many of these versatile RS-3 locomotives are still hauling freight and working on short lines and tourist lines.

### Features include:

- DCC-equipped for speed, direction, and lighting
- dual-mode NMRA-compliant decoder with 8-pin plug
- all-wheel drive
- precision can motor
- dual, precision-balanced flywheels
- super-quiet, helical cut gears
- die-cast chassis
- metal cut levers
- finescale handrails
- blackened metal wheels
- prototype-specific headlights
- RP25 wheel contours
- *E-Z Mate*® Mark II couplers

# DCC ON BOARD



BOSTON & MAINE #1545  
Item No. 64201



WESTERN MARYLAND® #198  
(speed lettering)  
Item No. 64203



SOUTHERN #2735  
Item No. 64208



CANADIAN NATIONAL #3019  
Item No. 64207

**NEW**

ROCK ISLAND #493  
(not shown)  
Item No. 64209



**NEW**

PENNSYLVANIA #8601  
Item No. 64210



**NEW**

NEW YORK CENTRAL® #8295  
(lightning stripe)  
Item No. 64211

DCC ON BOARD



### EMD F7-A DIESEL LOCOMOTIVE (DCC-READY)

Performs best on 18" radius curves or greater.

Suggested price: \$89.00 each

Die-cast chassis, operating single or dual directional headlight per prototype, teardrop windows, separate windshield wipers, crew figures, and *E-Z Mate*® Mark II couplers. DCC ready with a factory-installed 8-pin socket for DCC decoder installation of your choice.



**WESTERN MARYLAND®**  
(speed lettering)  
Item No. 63706



**DENVER & RIO  
GRANDE WESTERN™**  
Item No. 63707



**CHESAPEAKE & OHIO®**  
Item No. 63708



**BALTIMORE & OHIO®**  
Item No. 63709



**ALASKA**  
Item No. 63710

### EMD F7-B DIESEL LOCOMOTIVE (DCC-READY)

Performs best on 18" radius curves or greater.

Suggested price: \$89.00 each

Die-cast chassis and *E-Z Mate*® Mark II couplers. DCC ready with a factory-installed 8-pin socket for DCC decoder installation of your choice.



**WESTERN MARYLAND®**  
(speed lettering)  
Item No. 63806



**DENVER & RIO GRANDE WESTERN™**  
Item No. 63807



**CHESAPEAKE & OHIO®**  
Item No. 63808



**BALTIMORE & OHIO®**  
Item No. 63809



**ALASKA**  
Item No. 63810

# DIESEL LOCOMOTIVES

# HO SCALE

## EMD F7-A DIESEL LOCOMOTIVE (DCC SOUND VALUE-EQUIPPED)

Performs best on 18" radius curves or greater.

Suggested price: \$179.00 each



This DCC sound-equipped model includes our Sound Value *SoundTraxx*® diesel sound package with prototypical 567 prime mover, 3 air horns, and bell—all in polyphonic 16-bit sound. Die-cast chassis, operating single or dual headlight per prototype, teardrop windows, separate windshield wipers, and *E-Z Mate*® Mark II couplers.



**SANTA FE**  
*(red & silver)*  
Item No. 64301



**NORFOLK SOUTHERN #4271**  
Item No. 64303



**NEW YORK CENTRAL®**  
*(lightning stripe)*  
Item No. 64302



**SOUTHERN PACIFIC™**  
*(Black Widow)*  
Item No. 64304



**PENNSYLVANIA**  
*(single stripe)*  
Item No. 64305

## EMD F7-B DIESEL LOCOMOTIVE (DCC SOUND VALUE-EQUIPPED)

Performs best on 18" radius curves or greater.

Suggested price: \$179.00 each

This DCC sound-equipped model includes our Sound Value *SoundTraxx*® diesel sound package with prototypical 567 prime mover in 16-bit polyphonic sound. Die-cast chassis and *E-Z Mate*® Mark II couplers.



**SANTA FE**  
*(red & silver)*  
Item No. 64401



**NEW YORK CENTRAL®**  
*(lightning stripe)*  
Item No. 64402



**NORFOLK SOUTHERN #4276**  
Item No. 64403



**SOUTHERN PACIFIC™**  
*(Black Widow)*  
Item No. 64404



**PENNSYLVANIA**  
*(single stripe)*  
Item No. 64405

DCC SOUND VALUE ON BOARD™

### ALCO FA2 DIESEL (DCC-READY)

Performs best on 18" radius curves or greater.

Suggested price: \$125.00 each

The FA2 had several upgrades over the FA1 including an improved 1600-horsepower Model 244 engine. Bachmann is pleased to offer the FA2 in this DCC-ready model with factory-installed 8-pin socket for DCC decoder installation of your choice.

**Features include:**

- operating headlight
- die-cast chassis
- dual flywheels
- metal handrails
- detailed fan
- *E-Z Mate*® Mark II couplers



**CANADIAN NATIONAL**  
Item No. 64601



**NEW YORK CENTRAL®**  
Item No. 64602



**ERIE LACKAWANNA**  
Item No. 64603



**LOUISVILLE & NASHVILLE**  
Item No. 64604



**BALTIMORE & OHIO®**  
Item No. 64605



**PENNSYLVANIA**  
*(single stripe Keystone)*  
Item No. 64606

### ALCO FB2 DIESEL (DCC-READY)

Performs best on 18" radius curves or greater.

Suggested price: \$125.00 each

Bachmann is pleased to offer the FB2 in this DCC-ready model. It runs great alone, or create your own consist with our FA2s. Factory-installed 8-pin socket for DCC decoder installation of your choice.

**Features include:**

- die-cast chassis
- dual flywheels
- metal handrails
- detailed fan
- *E-Z Mate*® Mark II couplers



**CANADIAN NATIONAL**  
Item No. 64801



**NEW YORK CENTRAL®**  
Item No. 64802



**ERIE LACKAWANNA**  
Item No. 64803



**LOUISVILLE & NASHVILLE**  
Item No. 64804



**BALTIMORE & OHIO®**  
Item No. 64805



**PENNSYLVANIA**  
*(single stripe Keystone)*  
Item No. 64806



## ALCO FA2 DIESEL (DCC SOUND VALUE-EQUIPPED)

Performs best on 18" radius curves or greater.

Suggested price: \$209.00 each



The FA2 had several upgrades over the FA1 including an improved 1600-horsepower Model 244 engine. This DCC sound-equipped FA2 includes our Sound Value *SoundTraxx*® diesel sound package with prototypical prime mover, 3 air horns, and bell—all in 16-bit polyphonic sound.

### Features include:

- DCC sound-equipped
- operating headlight
- die-cast chassis
- dual flywheels
- metal handrails
- detailed fan
- *E-Z Mate*® Mark II couplers



CANADIAN NATIONAL  
Item No. 64701



NEW YORK CENTRAL®  
Item No. 64702



ERIE LACKAWANNA  
Item No. 64703



LOUISVILLE & NASHVILLE  
Item No. 64704



BALTIMORE & OHIO®  
Item No. 64705



PENNSYLVANIA  
(single stripe Keystone)  
Item No. 64706

## ALCO FB2 DIESEL (DCC SOUND VALUE-EQUIPPED)

Performs best on 18" radius curves or greater.

Suggested price: \$209.00 each



This DCC sound-equipped FB2 includes our Sound Value *SoundTraxx*® diesel sound package with prototypical prime mover in 16-bit polyphonic sound.

### Features include:

- DCC sound-equipped
- die-cast chassis
- dual flywheels
- metal handrails
- detailed fan
- *E-Z Mate*® Mark II couplers



CANADIAN NATIONAL  
Item No. 64901



NEW YORK CENTRAL®  
Item No. 64902



ERIE LACKAWANNA  
Item No. 64903



LOUISVILLE & NASHVILLE  
Item No. 64904



BALTIMORE & OHIO®  
Item No. 64905



PENNSYLVANIA  
(single stripe Keystone)  
Item No. 64906

DCC SOUND VALUE ON BOARD™

### BALDWIN RF-16 SHARK A and B UNITS (DCC EQUIPPED)

Performs best on 18" radius curves or greater.



DCC ON BOARD® locomotives feature dual-mode digital command control decoders enabling operation with a standard DC analog power pack or any NMRA-compliant Digital Command Control system. Speed, direction, and lighting control.

### ALCO S2 DIESEL SWITCHER (DCC-READY)

Performs best on 18" radius curves or greater.

Suggested price: \$125.00 each

All new tooling with die-cast chassis, all-wheel drive, flywheel, operating directional headlights with soft white LED lighting, prototypical Blunt trucks, and *E-Z Mate*® Mark II couplers. DCC ready with a factory-installed 8-pin socket for DCC decoder installation of your choice.



**SOUTHERN #2230**  
Item No. 63306



**WESTERN PACIFIC #562**  
Item No. 63307



**NICKEL PLATE #38**  
Item No. 63308



**CHICAGO BURLINGTON  
& QUINCY #9302**  
Item No. 63310

## DIESEL LOCOMOTIVES

# HO SCALE

### BALDWIN RF-16 SHARK A and B UNITS (*DCC EQUIPPED; continued*)



**NEW YORK CENTRAL® A UNIT**  
(*lightning stripe*)  
Item No. 61803  
Suggested price: \$125.00



**NEW YORK CENTRAL® B UNIT**  
(*lightning stripe*)  
Item No. 61903  
Suggested price: \$125.00

### ALCO S2 DIESEL SWITCHER (*DCC SOUND VALUE-EQUIPPED*)

Performs best on 18" radius curves or greater.

Suggested price: \$215.00 each



All new tooling. This DCC sound-equipped S2 diesel includes our Sound Value *SoundTraxx*® diesel sound package with prototypical 539 prime mover, 3 air horns, and bell—all in polyphonic 16-bit sound. Die-cast chassis, all-wheel drive, flywheel, operating directional headlights with soft white LED lighting, prototypical Blunt trucks, and *E-Z Mate*® Mark II couplers.



**SANTA FE #2354**  
Item No. 63401



**BALTIMORE & OHIO® #9129**  
(*Capital Dome*)  
Item No. 63402



**PENNSYLVANIA #8432**  
Item No. 63403



**UNION PACIFIC® #1148**  
(*Dependable Transportation*)  
Item No. 63404

DCC ON BOARD

DCC SOUND VALUE ON BOARD



### ALCO S4 DIESEL

*(DCC SOUND VALUE-EQUIPPED)*

Performs best on 18" radius curves or greater.



Suggested price: \$209.00 each

Alco's 1,000-horsepower S4 switcher was the fourth entry in the company's highly successful "S" series of diesels. This DCC sound-equipped S4 diesel includes our Sound Value *SoundTraxx*® diesel sound package with prototypical prime mover, 3 air horns, and bell—all in 16-bit polyphonic sound.

#### *Features include:*

- DCC sound value-equipped
- operating dual directional headlights
- die-cast chassis
- die-cast fuel tanks and underframe
- die-cast gear tower
- *E-Z Mate*® Mark II couplers



#### NEW YORK CENTRAL SYSTEM

P&LE #8663

Item No. 63208



#### ATSF #1529

*(zebra stripe)*


Item No. 63209



#### UNION PACIFIC® #1167

*(Dependable Transportation)*

Item No. 63210



#### MILWAUKEE ROAD #816

*(illustration shown)*

Item No. 63211



#### ERIE LACKAWANNA #528

*(illustration shown)*

Item No. 63212

# DIESEL LOCOMOTIVES

# HO SCALE

## ALCO S4 DIESEL (DCC-READY)

Performs best on 18" radius curves or greater.

Suggested price: \$119.00 each

Alco's 1,000-horsepower S4 switcher was the fourth entry in the company's highly successful "S" series of diesels. Bachmann is pleased to offer the S4 in this DCC-ready model with factory-installed 8-pin socket for DCC decoder installation of your choice.

### Features include:

- operating dual directional headlights
- die-cast chassis
- die-cast fuel tanks and underframe
- die-cast gear tower
- *E-Z Mate*® Mark II couplers



**GRAND TRUNK #8087**  
*(illustration shown)*  
Item No. 63107



**NORFOLK and WESTERN #2046**  
*(illustration shown)*  
Item No. 63108



**NORTHERN PACIFIC #713**  
*(illustration shown)*  
Item No. 63109



**NEW YORK CENTRAL #8598**  
*(cigar band; not shown)*  
Item No. 63110



**VERMONT RAILWAY #6**  
*(not shown)*  
Item No. 63111



**PENNSYLVANIA #8490**  
*(not shown)*  
Item No. 63112



Have a question? You can "Ask the Bach Man" on our message board at [www.bachmanntrains.com](http://www.bachmanntrains.com)!



### EMD SD40-2 (DCC EQUIPPED)

Performs best on 18" radius curves or greater.

Suggested price: \$119.00 each

DCC ON BOARD® locomotives feature dual-mode digital command control decoders enabling operation with a standard DC analog power pack or any NMRA-compliant Digital Command Control system. Speed, direction, and lighting control.



**CSX® #8861**  
*(Dark Future)*  
Item No. 60910




**BNSF #1692**  
Item No. 60911



**NORFOLK SOUTHERN #3411**  
*(Thoroughbred)*  
Item No. 60912



**SANTA FE #5020**  
Item No. 60913



**NEW YORK, SUSQUEHANNA & WESTERN #3018**  
*(illustration shown)*  
Item No. 60914



**MILWAUKEE ROAD #133**  
*(illustration shown)*  
Item No. 60915



DCC ON BOARD



# DIESEL LOCOMOTIVES

# HO SCALE

## EMD SD40-2

Performs best on 18" radius curves or greater.

Suggested price: \$89.00 each

DCC ready with a factory-installed 8-pin socket for DCC decoder installation of your choice.



KANSAS CITY SOUTHERN #647  
Item No. 67012



CSX® #8036  
*(Bright Future)*  
Item No. 67013



CANADIAN NATIONAL #6132  
*(new roadnumber)*  
Item No. 67017



CSX® #8833  
*(Dark Future)*  
Item No. 67018



UNION PACIFIC® #3410  
*(new roadnumber)*  
Item No. 67019



WHEELING & LAKE ERIE #6352  
*(new roadnumber)*  
Item No. 67020



CANADIAN PACIFIC RAILWAY #6601  
*(Modern; new roadnumber)*  
Item No. 67021

### EMD GP50 with 8-WHEEL DRIVE

Performs best on 18" radius curves or greater.

Suggested price: \$73.00 each

DCC ready with a factory-installed 8-pin socket for DCC decoder installation of your choice.



SOUTHERN #9014  
Item No. 61205



NORFOLK & WESTERN #6518  
Item No. 61206

### EMD GP40 (DCC EQUIPPED)

Performs best on 18" radius curves or greater.

Suggested price: \$109.00 each

# DCC ON BOARD®

DCC ON BOARD® locomotives feature dual-mode digital command control decoders enabling operation with a standard DC analog power pack or any NMRA-compliant Digital Command Control system. Speed, direction, and lighting control.



SANTA FE #3508  
Item No. 60304



BNSF #3002  
Item No. 60305



CANADIAN NATIONAL #4008  
Item No. 60307



MILWAUKEE ROAD #2001  
Item No. 60308



DETROIT, TOLEDO & IRONTON #405  
Item No. 60310



SEABOARD #626  
Item No. 60311

# DIESEL LOCOMOTIVES

# HO SCALE

## EMD GP50 with 8-WHEEL DRIVE (continued)



NORFOLK SOUTHERN #6551  
Item No. 61241



## EMD GP40 with 8-WHEEL DRIVE

Performs best on 18" radius curves or greater.

Suggested price: \$75.00 each

DCC ready with a factory-installed 8-pin socket for DCC decoder installation of your choice.



UNION PACIFIC®  
Item No. 63501



CSX® #6214  
(Dark Future)  
Item No. 63513



SANTA FE #3509  
Item No. 63515



CONRAIL #3078  
Item No. 63516



CHESSIE® #4135  
Item No. 63517



AMTRAK #651  
Item No. 63518

**NEW**  
MISSOURI-KANSAS-TEXAS #245  
(The Katy; not shown)  
Item No. 63519





### EMD GP38-2 (DCC EQUIPPED)

Performs best on 18" radius curves or greater.

Suggested price: \$119.00 each

DCC ON BOARD® locomotives feature dual-mode digital command control decoders enabling operation with a standard DC analog power pack or any NMRA-compliant Digital Command Control system. Speed, direction, and lighting control.



CANADIAN PACIFIC #3126  
*(Multimark)*  
Item No. 61115



UNION PACIFIC® #2021  
Item No. 61116



NORFOLK SOUTHERN #5612  
*(Thoroughbred; new roadnumber)*  
Item No. 61117



BNSF #2344  
*(new roadnumber)*  
Item No. 61118



CSX® #2511  
*(Dark Future; new roadnumber)*  
Item No. 61119



BELT LINE #5260  
*(not shown)*  
Item No. 61120



Have a question? You can "Ask the Bach Man" on our message board at [www.bachmanntrains.com](http://www.bachmanntrains.com)!

# DIESEL LOCOMOTIVES

# HO SCALE

## EMD GP38-2

Performs best on 18" radius curves or greater.

Suggested price: \$89.00 each

DCC ready with connection points for installation of a 6- or 8-wire harness decoder.



WISCONSIN CENTRAL #2001  
Item No. 61712



NEW ENGLAND CENTRAL #3848  
Item No. 61711



SANTA FE #3524  
Item No. 61715



CSX® #2784  
*(Dark Future)*  
Item No. 61714



CANADIAN NATIONAL #4720  
*(new roadnumber)*  
Item No. 61717



NORFOLK SOUTHERN #5616  
*(Thoroughbred)*  
Item No. 61716



RAIL AMERICA #3821  
*(not shown)*  
Item No. 61718



### EMD GP35 (DCC EQUIPPED)

Performs best on 18" radius curves or greater.

Suggested price: \$109.00 each



DCC ON BOARD® locomotives feature dual-mode digital command control decoders enabling operation with a standard DC analog power pack or any NMRA-compliant Digital Command Control system. Speed, direction, and lighting control.



**FRISCO #726**  
*(illustration shown)*  
Item No. 60716



**ERIE LACKAWANNA #2553**  
*(illustration shown)*  
Item No. 60717



### EMD GP30 (DCC EQUIPPED)

Performs best on 18" radius curves or greater.

Suggested price: \$109.00 each



DCC ON BOARD® locomotives feature dual-mode digital command control decoders enabling operation with a standard DC analog power pack or any NMRA-compliant Digital Command Control system. Speed, direction, and lighting control.



**BALTIMORE & OHIO® #6936**  
*(Capitol Dome)*  
Item No. 60806



**PENNSYLVANIA #2212**  
Item No. 60816



**SANTA FE #3227**  
Item No. 60817



**ATLANTIC COAST LINE #902**  
*(not shown)*  
Item No. 60818



## DIESEL LOCOMOTIVES

# HO SCALE

### EMD GP35

Performs best on 18" radius curves or greater.

Suggested price: \$89.00 each

DCC ready with connection points for installation of a 6- or 8-wire harness decoder.



SANTA FE #2897  
Item No. 11517

### EMD GP30

Performs best on 18" radius curves or greater.

Suggested price: \$79.00 each

DCC ready with connection points for installation of a 6- or 8-wire harness decoder.



SANTA FE #3228  
Item No. 62307



GULF, MOBILE & OHIO #529  
*(illustration shown)*  
Item No. 62308



RIO GRANDE™ #3002  
*(Flying Grande; illustration shown)*  
Item No. 62309



NEW YORK CENTRAL® #6115  
*(illustration shown)*  
Item No. 62310

### EMD GP7 (DCC SOUND VALUE-EQUIPPED)

Performs best on 18" radius curves or greater.

Suggested price: \$199.00 each



This DCC sound-equipped GP7 includes our Sound Value *SoundTraxx*® diesel sound package with prototypical prime mover, 3 air horns, and bell—all in 16-bit polyphonic sound.



**NEW**

**PENNSYLVANIA RAILROAD #8809**  
Item No. 65601



**NEW**

**GM DEMONSTRATOR #100**  
*(illustration shown)*  
Item No. 65602



**NEW**

**ROCK ISLAND #1225**  
*(red, black & white; illustration shown)*  
Item No. 65603



**NEW**

**ATLANTIC COAST LINE #109**  
*(purple & silver; illustration shown)*  
Item No. 65604



**NEW**

**BOSTON & MAINE #1575 - MCGINNIS**  
*(blue & black; illustration shown)*  
Item No. 65605



Have a question? You can "Ask the Bach Man" on our message board at [www.bachmanntrains.com](http://www.bachmanntrains.com)!

# DIESEL LOCOMOTIVES

# HO SCALE

## EMD GP7 (DCC EQUIPPED)

Performs best on 18" radius curves or greater.

Suggested price: \$129.00 each

DCC ON BOARD® locomotives feature dual-mode digital command control decoders enabling operation with a standard DC analog power pack or any NMRA-compliant Digital Command Control system. Speed, direction, and lighting control.

# DCC ON BOARD®



**BALTIMORE & OHIO® #6411**  
Item No. 62409



**RIO GRANDE™ #5102**  
Item No. 62412



**SOUTHERN #2183**  
*(tuxedo scheme)*  
Item No. 62413



**PENNSYLVANIA #8805**  
*(new roadnumber)*  
Item No. 62414

**NEW**



**NEW YORK CENTRAL® SYSTEM #5676**  
*(new roadnumber)*  
Item No. 62415

**NEW**



**WESTERN PACIFIC™ #709**  
*(illustration shown)*  
Item No. 62416

**NEW**

**NEW**

**COTTON BELT #304**  
*(Black Widow; not shown)*  
Item No. 62417

**NEW**

**BOSTON & MAINE #1567**  
*(maroon; not shown)*  
Item No. 62418

DCC ON BOARD®





### EMD GP9 (DCC EQUIPPED)

Performs best on 18" radius curves or greater.

Suggested price: \$129.00 each

Built by the Electro-Motive Division of General Motors between 1954 and 1963, this entry in the "Geep" series was one of the best-selling diesels ever produced. It was distinguished by a powerful 16-cylinder 1,750-HSP 567 engine and available with optional dynamic brakes and winterization hatch.

#### Features include:

- DCC-equipped for speed, direction, and lighting
- dual-mode NMRA-compliant decoder with 8-pin plug
- all-wheel drive
- precision can motor
- dual, precision-balanced flywheels
- super-quiet drive train
- die-cast chassis
- metal cut levers
- finescale handrails
- blackened metal wheels
- directional lighting
- RP25 wheel contours
- *E-Z Mate*® Mark II couplers



**UNION PACIFIC® #150**  
(with dynamic brakes)  
Item No. 62807



**PENNSYLVANIA #7085**  
(with dynamic brakes)  
Item No. 62808



**BURLINGTON #272**  
(without dynamic brakes; illustration shown)  
Item No. 62811



**SANTA FE #2937**  
(zebra stripe; with dynamic brakes)  
Item No. 62809



**BANGOR & AROOSTOCK #80**  
(with dynamic brakes; not shown)  
Item No. 62812



**CANADIAN NATIONAL #1720**  
(with dynamic brakes; new roadnumber)  
Item No. 62813

# DIESEL LOCOMOTIVES

# HO SCALE

## GE 70-TON DIESEL (DCC EQUIPPED)

Performs best on 18" radius curves or greater.

Suggested price: \$105.00 each

# DCC ON BOARD

DCC ON BOARD® locomotives feature dual-mode digital command control decoders enabling operation with a standard DC analog power pack or any NMRA-compliant Digital Command Control system. Speed, direction, and lighting control.



LOUISVILLE & NASHVILLE® #99  
Item No. 60604



PAINTED, UNLETTERED - YELLOW & BLACK  
Item No. 60607



PAINTED, UNLETTERED - GREEN  
Item No. 60608



PAINTED, UNLETTERED - RED  
Item No. 60609



PAINTED, UNLETTERED - BLACK  
Item No. 60610



BETHLEHEM STEEL  
Item No. 60612



SOUTHERN PACIFIC™ #5114  
(black & orange)  
Item No. 60613

DCC ON BOARD

### GE 44-TON SWITCHER (DCC EQUIPPED)

Performs best on 15" radius curves or greater.

Suggested price: \$119.00 each



DCC ON BOARD® locomotives feature dual-mode digital command control decoders enabling operation with a standard DC analog power pack or any NMRA-compliant Digital Command Control system. Speed, direction, and lighting control.



**PAINTED, UNLETTERED - YELLOW  
with BLACK STRIPES**  
Item No. 62201



**PAINTED, UNLETTERED - BLACK**  
Item No. 62202



**SANTA FE #465**  
*(zebra stripe)*  
Item No. 62211



**PENNSYLVANIA #9338**  
Item No. 62212



**DENVER & RIO GRANDE WESTERN™ #43**  
Item No. 62213



**NICKEL PLATE #90**  
*(not shown)*  
Item No. 62214



**CANADIAN NATIONAL #1**  
*(not shown)*  
Item No. 62215





**MAINTENANCE OF WAY  
HI RAIL EQUIPMENT TRUCK with CRANE (DCC EQUIPPED)**

Suggested price: \$119.00 each

DCC-equipped for speed, direction and lighting control, our Hi Rail Equipment Truck also features a manually operated crane that moves up and down and swivels 360 degrees.



DCC ON BOARD



**PAINTED, UNLETTERED  
WHITE**  
Item No. 16901



**NORFOLK SOUTHERN**  
Item No. 16902



**CONRAIL**  
Item No. 16903




**UNION PACIFIC®**  
Item No. 16904

**“GANDY DANCER” OPERATING HAND CAR**

Performs best on 15" radius curves or greater.

Suggested price: \$59.00 each



**ASSORTED COLORS**  
Item No. 46202

**HIGH RAILER - MAINTENANCE OF WAY VEHICLES**

Performs best on 15" radius curves or greater.

Suggested price: \$72.00 each



**PICK-UP TRUCK with HIGH RAILERS**  
Item No. 46201



**RAIL DETECTOR STEP VAN with HIGH RAILERS**  
Item No. 46204



**BUS with HIGH RAILERS – WHITE**  
Item No. 46215

**PCC STREETCAR with OPERATING  
HEADLIGHT and DIE-CAST POWER TRUCK**  
Performs best on 15" radius curves or greater.

Suggested price: \$69.00 each



**BROOKLYN & QUEENS TRANSIT**  
Item No. 62932





**TORONTO TRANSIT**  
Item No. 62935



**BOSTON**  
Item No. 62938



**ST. LOUIS RAILWAYS**  
Item No. 62933




**PHILADELPHIA - SEPTA®**  
*(red, white & blue)*  
Item No. 62937



**PHILADELPHIA TRANSIT COMPANY®**  
Item No. 62945

**CABLE CAR with GRIP MAN**  
Performs best on 15" radius  
curves or greater.

Suggested price: \$69.00 each



**CABLE CAR - RED**  
Item No. 60530




# STREET, TROLLEY, AND CABLE CARS

# HO SCALE

**BRILL TROLLEY** with OPERATING HEADLIGHTS  
and DIE-CAST POWER TRUCK  
Performs best on 15" radius curves or greater.

Suggested price: \$59.00 each




**CHRISTMAS**  
Item No. 61040



**UNITED TRACTION**  
Item No. 61041



**NEW YORK CITY - THIRD AVENUE**  
Item No. 61042



**GREEN**  
Item No. 61043



Have a question? You can  
"Ask the Bach Man" on  
our message board at  
[www.bachmantrains.com!](http://www.bachmantrains.com!)

## CABLE CAR (continued)



**CABLE CAR - GREEN**  
Item No. 60531

**NEW**

**YELLOW & BROWN**  
with ADVERTISING  
(not shown)  
Item No. 60534



### DOUBLE DECK PUSH/PULL COMMUTER CAR


Suggested price: \$63.00 each



**METROPOLITAN TRANSPORTATION AUTHORITY**  
Item No. 13246



**PAINTED, UNLETTERED - SILVER**  
with RED & BLUE STRIPES  
Item No. 13248



**PAINTED, UNLETTERED - SILVER**  
Item No. 13249

### 89' COLORADO RAILCAR FULL-DOME PASSENGER CAR

with LIGHTED INTERIOR

Performs best on 22" radius curves or greater.

Suggested price: \$69.00 each



**89' MCKINLEY EXPLORER "CHENA" #1052**  
(A Car)  
Item No. 13341



**89' MCKINLEY EXPLORER "CHULITNA" #1056**  
(A Car)  
Item No. 13347



**89' PRINCESS® "SANFORD" #7086**  
(A Car)  
Item No. 13345



**89' PRINCESS® "HUNTER" #7087**  
(A Car)  
Item No. 13346



**89' PRINCESS® "BLACKBURN" #7088**  
(A Car)  
Item No. 13348



85' BUDD FULL-DOME PASSENGER CAR  
with LIGHTED INTERIOR

Suggested price: \$55.00 each



SANTA FE  
Item No. 13002



AMTRAK PHASE I  
Item No. 13005



GREAT NORTHERN  
Item No. 13011



AMTRAK PHASE II  
Item No. 13032



ROYAL GORGE  
Item No. 13035



NORFOLK SOUTHERN  
Item No. 13047



The *Silver Series*® rolling stock on these pages feature:

- blackened metal wheels
- body-mounted couplers
- non-magnetic axles


### 72' HEAVYWEIGHT COMBINE with LIGHTED INTERIOR

Suggested price: \$95.00 each

New and existing tooling.



**PRR POSTWAR #9921 with ROUND-WINDOW DOOR**  
*(Tuscan red & yellow)*  
Item No. 13601



**BALTIMORE & OHIO® #1443 with 4-WINDOW DOOR**  
*(blue, gray & black)*  
Item No. 13602



**SANTA FE #1524 with 2-WINDOW DOOR**  
*(Pullman green)*  
Item No. 13603



**NEW YORK CENTRAL® #304 with 4-WINDOW DOOR**  
*(green & yellow; not shown)*  
Item No. 13604



**UNION PACIFIC® #2512 with 4-WINDOW DOOR**  
*(yellow, gray & red)*  
Item No. 13605

### 72' HEAVYWEIGHT COACH with LIGHTED INTERIOR

Suggested price: \$95.00 each

New and existing tooling.



**PRR POSTWAR #4535**  
*(Tuscan red & yellow)*  
Item No. 13701



**BALTIMORE & OHIO® #5482**  
*(blue, gray & black)*  
Item No. 13702



**SANTA FE #829**  
*(Pullman green)*  
Item No. 13703



**NEW YORK CENTRAL® #854**  
*(green & yellow)*  
Item No. 13704



**UNION PACIFIC® #1115**  
*(yellow, gray & red)*  
Item No. 13705



# SILVER SERIES® ROLLING STOCK

# HO SCALE

## 1860-1880 PASSENGER CARS

Suggested price: \$29.00 each



COMBINE - PAINTED, UNLETTERED - RED  
Item No. 13502



COACH - PAINTED, UNLETTERED - RED  
Item No. 13402



COMBINE - PAINTED, UNLETTERED - YELLOW  
Item No. 13503



COACH - PAINTED, UNLETTERED - YELLOW  
Item No. 13403



COMBINE - DURANGO & SILVERTON #213 "HOME RANCH"  
Item No. 13504



COACH - DURANGO & SILVERTON #270 "PINKERTON"  
Item No. 13404

**NEW**

COMBINE - PAINTED, UNLETTERED - GREEN  
*(not shown)*  
Item No. 13505

**NEW**

COACH - PAINTED, UNLETTERED - GREEN  
*(not shown)*  
Item No. 13405

**NEW**

COACH - WESTERN & ATLANTIC RAILROAD  
*(not shown)*  
Item No. 13406

### OPEN-SIDED EXCURSION CAR with SEATS

Suggested price: \$43.00 each



**DURANGO & SILVERTON**  
Item No. 17432



**ROYAL GORGE**  
Item No. 17435



**CASS SCENIC RAILROAD**  
Item No. 17445



**PAINTED, UNLETTERED - SILVER & BLACK**  
Item No. 17447




**PAINTED, UNLETTERED - YELLOW & SILVER**  
Item No. 17448




**PAINTED, UNLETTERED - GREEN, RED & GOLD**  
Item No. 17449

### JACKSON SHARP OPEN-SIDED EXCURSION CAR

Suggested price: \$54.00 each



**PAINTED, UNLETTERED - GREEN & RED**  
Item No. 19346



**PAINTED, UNLETTERED -  
YELLOW & SILVER**  
Item No. 19348

# SILVER SERIES® ROLLING STOCK

# HO SCALE

## 52' 6" FLAT CAR with 35' PIGGYBACK TRAILER

Suggested price: \$45.00 each

Existing and new tooling with moveable ramps.



SANTA FE with NAVAJO FREIGHT LINES TRAILER  
Item No. 16701



BALTIMORE & OHIO® with REA TRAILER  
Item No. 16702



NEW YORK CENTRAL® with NYC® TRAILER  
Item No. 16703



READING with READING TRAILER  
Item No. 16704



WESTERN MARYLAND® with WESTERN MARYLAND® TRAILER  
Item No. 16706


**NEW**

NEW HAVEN with NEW HAVEN TRAILER  
*(not shown)*  
Item No. 16707

**NEW**

NEW YORK CENTRAL® with PACEMAKER TRAILER  
*(not shown)*  
Item No. 16708

## JACKSON SHARP OPEN-SIDED EXCURSION CAR (continued)




PAINTED, UNLETTERED -  
RED & BROWN  
Item No. 19349





### 56' ACF CENTER-FLOW HOPPER

Suggested price: \$26.00 each



**CSX® #256439**  
Item No. 17501




**SANTA FE**  
Item No. 17502



**BNSF**  
*(not shown)*  
Item No. 17505



**NEW YORK CENTRAL® - JADE GREEN**  
Item No. 17520



**NEW YORK CENTRAL® - GRAY**  
Item No. 17523



**CP RAIL**  
Item No. 17529



**CARGILL SALT**  
Item No. 17531



**D T & I**  
Item No. 17532



**SHELL**  
Item No. 17534



**MONSANTO**  
Item No. 17547



CANADIAN 4-BAY CYLINDRICAL GRAIN HOPPER

Suggested price: \$26.00 each



SANTA FE  
Item No. 19102



GREAT NORTHERN  
Item No. 19111



CANADIAN NATIONAL  
Item No. 19113



CANADIAN PACIFIC  
Item No. 19129



CANADA GRAIN  
Item No. 19131



CN ENVIRONMENTAL MODE  
Item No. 19132



CANADIAN NATIONAL - DEMONSTRATOR  
Item No. 19133



GOVERNMENT OF CANADA - RED  
Item No. 19134



GOVERNMENT OF CANADA - YELLOW  
Item No. 19136



ALBERTA/EDMONTON  
Item No. 19138



HERITAGE FUND  
Item No. 19139



SASKATCHEWAN - WHEAT HERALD  
Item No. 19140



POTACAN  
Item No. 19141



CANADIAN PACIFIC  
Item No. 19142



POTASH CORPORATION  
Item No. 19143



The Silver Series® rolling stock on these pages feature:

- blackened metal wheels
- body-mounted couplers
- non-magnetic axles



### ACF 50'6" OUTSIDE BRACED SLIDING DOOR BOX CAR

Suggested price: \$34.00 each

Operating sliding doors, 100-ton roller-bearing trucks, metal wheels, detailed underframe, optional tack boards included, and E-Z Mate® Mark II couplers.



**McCLOUD RIVER**  
Item No. 19602



**MIDDLETOWN & NEW JERSEY**  
Item No. 19603



**BURLINGTON NORTHERN**  
Item No. 19606



**SOUTHERN #550 555**  
Item No. 19607



**RAIL BOX #32416**  
Item No. 19608

### 50' SLIDING DOOR BOX CAR

Suggested price: \$33.00 each



**CENTRAL OF GEORGIA**  
*(with roof walk)*  
Item No. 19401



**NEW YORK CENTRAL®**  
*(with roof walk)*  
Item No. 19402



**SANTA FE**  
*(with roof walk)*  
Item No. 19406



**ATLANTIC COAST LINE**  
*(with roof walk)*  
Item No. 19407



**UNION PACIFIC®**  
*(without roof walk)*  
Item No. 19408



**WESTERN MARYLAND®**  
*(speed lettering; with roof walk)*  
Item No. 19409



**PENNSYLVANIA**  
*(with roof walk)*  
Item No. 19410



**PRR - MERCHANDISE SERVICE**  
*(with roof walk; not shown)*  
Item No. 19411





50' PLUG-DOOR BOX CAR

Suggested price: \$25.00 each



SANTA FE  
Item No. 18022



PENNSYLVANIA  
Item No. 18014



BALTIMORE & OHIO® - BLUE with YELLOW  
Item No. 18015



NEW YORK CENTRAL®  
Item No. 18020



FRISCO  
Item No. 18025



CP RAIL  
Item No. 18027



NEW HAVEN  
Item No. 18031



GULF MOBILE & OHIO  
Item No. 18032



50' STEEL REEFER

Suggested price: \$26.00 each



UNION PACIFIC®  
Item No. 17901



SANTA FE  
Item No. 17902



MILWAUKEE ROAD  
Item No. 17917



ERIE LACKAWANNA  
Item No. 17928



NORTHERN PACIFIC  
Item No. 17935



TROPICANA - ORANGE  
(not shown)  
Item No. 17946




TROPICANA - WHITE & GREEN  
Item No. 17947




### EVANS ALL-DOOR BOX CAR

Suggested price: \$26.00 each



**SOUTHERN**  
Item No. 18104




**TRIANGLE PACIFIC**  
Item No. 18138



**SANTA FE #3785**  
Item No. 18140



**CANADIAN FOREST #4541**  
Item No. 18141



**SOUTHERN PACIFIC™ #51188**  
Item No. 18142

### 40' STOCK CAR

Suggested price: \$25.00 each



**UNION PACIFIC®**  
Item No. 18501



**SANTA FE**  
Item No. 18502



**SOUTHERN PACIFIC™**  
Item No. 18507



**BALTIMORE & OHIO®**  
Item No. 18512



**NEW YORK CENTRAL®**  
Item No. 18520



**CANADIAN PACIFIC**  
Item No. 18524



**CP RAIL**  
Item No. 18527



40' BOX CAR

Suggested price: \$26.00 each



NEW YORK,  
SUSQUEHANNA & WESTERN  
*(Suzey Q)*  
Item No. 17001



GREAT NORTHERN  
Item No. 17002



SOUTHERN  
Item No. 17004



PRR MERCHANDISE SERVICE  
Item No. 17014



BUFFALO CREEK  
*(not shown)*  
Item No. 17018



MISSOURI PACIFIC "HERBIE"  
Item No. 17022



LEHIGH VALLEY  
Item No. 17023



CHICAGO & ILLINOIS MIDLAND  
Item No. 17025



NEW HAVEN - McGINNIS  
Item No. 17027



NEW HAVEN - RED  
Item No. 17031



TOLEDO, PEORIA & WESTERN  
Item No. 17032



BANGOR & AROOSTOOK  
Item No. 17038



SEABOARD®  
Item No. 17046



BOSTON & MAINE  
Item No. 17048





### TRACK CLEANING TANK CAR

Suggested price: \$49.00 each

Includes a removable dry pad (dishwasher-safe) as shown. Replacement pads are available.



**MAINTENANCE OF WAY**  
Item No. 16301



**UTLX**  
Item No. 16302



**UNLETTERED - OXIDE RED**  
Item No. 16303



**UNLETTERED - SILVER**  
Item No. 16304



**TRACK CLEANING  
REPLACEMENT PADS**  
(2 per pack)  
Item No. 16949  
Suggested price: \$19.50

### 40' SINGLE-DOME TANK CAR

Suggested price: \$25.00 each



**U.S. ARMY**  
Item No. 17815



**FRONTENAC**  
Item No. 17826



**NEW**

**ATLANTIC COAST LINE**  
(not shown)  
Item No. 17827



**TEXACO**  
Item No. 17828



**GRAMPS**  
Item No. 17832



**SHELL**  
Item No. 17834



**CLARK**  
Item No. 17836



**QUAKER STATE**  
Item No. 17837



**TIDEWATER**  
Item No. 17842



**GRAMS**  
Item No. 17846



**C. F. SIMONIN'S SONS, INC.**  
Item No. 17847



**SPARTON OIL COMPANY**  
Item No. 17848

52' CENTER-DEPRESSED FLAT CAR



with **BOILER**  
Item No. 18346 • Suggested price: \$31.00



with **TRANSFORMER**  
Item No. 18348 • Suggested price: \$28.00



with **NO LOAD**  
Item No. 18349 • Suggested price: \$25.00

40' THREE-DOME TANK CAR

Suggested price: \$25.00 each



**PHILADELPHIA QUARTZ COMPANY**  
Item No. 17128



**DEEP ROCK**  
Item No. 17130



**SHELL**  
Item No. 17134



**QUAKER STATE**  
Item No. 17137



**NORTHERN CALIFORNIA WINERIES**  
Item No. 17141



**TRANSCONTINENTAL OIL CO.**  
Item No. 17142



**CHEMCELL**  
Item No. 17143



**CARBIDE and CARBON CHEMICALS**  
Item No. 17144



**COOK PAINT & VARNISH CO.**  
*(illustration shown)*  
Item No. 17145



**BRITISH AMERICAN OIL**  
Item No. 17146



### 55-TON 2-BAY USRA OUTSIDE BRACED HOPPER with REMOVABLE COAL LOAD

Suggested price: \$32.00 each



**DELAWARE & HUDSON**  
Item No. 19505



**PENNSYLVANIA #158637**  
Item No. 19507



**ERIE #159100**  
Item No. 19508



**BALTIMORE & OHIO® #723046**  
(Capitol Dome)  
Item No. 19509



**NEW YORK CENTRAL® - BIG FOUR**  
Item No. 19510

**NEW**

**NICKEL PLATE ROAD**  
(not shown)  
Item No. 19511

### 40' QUAD HOPPER

Suggested price: \$24.00 each



**PENNSYLVANIA - BLACK**  
Item No. 17601



**SOUTHERN**  
Item No. 17604



**CHESAPEAKE & OHIO® #71511**  
(new roadnumber)  
Item No. 17605



**ROCK ISLAND**  
Item No. 17608



**BALTIMORE & OHIO®**  
(Capitol Dome)  
Item No. 17612



**CSX®**  
Item No. 17618



**DELAWARE & HUDSON**  
Item No. 17627



**NORFOLK & WESTERN**  
Item No. 17642



**BOSTON & MAINE**  
Item No. 17644



# SILVER SERIES® ROLLING STOCK

# HO SCALE

## ORE CAR

Suggested price: \$24.00 each



**UNION PACIFIC®**  
Item No. 18601



**PENNSYLVANIA**  
Item No. 18614



**CP RAIL**  
(Multimark)  
Item No. 18627



**NORFOLK & WESTERN**  
Item No. 18642



**DULUTH, MISSABE & IRON RANGE  
MINERAL RED**  
Item No. 18644

## BETHLEHEM STEEL 100-TON THREE-BAY HOPPER

Suggested price: \$31.50 each



**UNION PACIFIC® #36255**  
Item No. 18702



**PENNSYLVANIA - YELLOW BALL #180658**  
Item No. 18714



**DETROIT, TOLEDO & IRONTON**  
Item No. 18730



**WHEELING & LAKE ERIE**  
Item No. 18731



**WESTERN MARYLAND® #63834**  
Item No. 18737



**NORFOLK SOUTHERN #144913**  
Item No. 18741

### 52' FLAT CAR

Suggested price: \$25.00 each



UNION PACIFIC®  
Item No. 17301



SANTA FE  
Item No. 17302



PENNSYLVANIA  
Item No. 17314



LOUISVILLE & NASHVILLE  
Item No. 17315



CHESAPEAKE & OHIO®  
Item No. 17322



WESTERN PACIFIC™  
Item No. 17325



NORTHERN PACIFIC  
Item No. 17333



NORFOLK & WESTERN  
Item No. 17342



The *Silver Series*® rolling stock on these pages feature:

- blackened metal wheels
- body-mounted couplers
- non-magnetic axles

### 40' GONDOLA

Suggested price: \$24.00 each



UNION PACIFIC®  
Item No. 17201



SOUTHERN  
Item No. 17204



GREAT NORTHERN  
Item No. 17211



CANADIAN NATIONAL  
Item No. 17213



PENNSYLVANIA  
Item No. 17214



LEHIGH VALLEY  
Item No. 17227



NORFOLK & WESTERN  
(not shown)  
Item No. 17228



NORTHERN PACIFIC  
(not shown)  
Item No. 17229



NEW HAVEN  
Item No. 17231

# SILVER SERIES® ROLLING STOCK

# HO SCALE

## 50'6" DROP-END GONDOLA with LOAD

Suggested price: \$42.00 each



**SCRAP LOAD - WESTERN MARYLAND**  
*(speed lettering)*  
Item No. 71901



**TIRE LOAD - NICKEL PLATE ROAD**  
Item No. 71902



**STEEL COIL LOAD - DENVER & RIO GRANDE WESTERN™**  
Item No. 71903



**CRUSHED CARS - READING**  
*(green & yellow)*  
Item No. 71904

## FLAT CAR with LOAD

Suggested price: \$32.00 each



**PENNSYLVANIA RAILROAD**  
with CRATED LOAD  
Item No. 18907



**PENNSYLVANIA RAILROAD**  
with PIPE LOAD  
Item No. 18908




**PENNSYLVANIA RAILROAD**  
with STEEL LOAD  
Item No. 18909



**SANTA FE with CONTAINER LOAD**  
Item No. 18911



**SANTA FE with PIPE LOAD**  
Item No. 18913



**SANTA FE with STEEL LOAD**  
Item No. 18914




**SEABOARD® with STEEL LOAD**  
Item No. 18919



**UNION PACIFIC® with CRATED LOAD**  
Item No. 18922



**UNION PACIFIC® with PIPE LOAD**  
Item No. 18923



**UNION PACIFIC® with STEEL LOAD**  
Item No. 18924



**WESTERN MARYLAND®**  
with STEEL LOAD  
Item No. 18929



**WESTERN PACIFIC**  
with CRATED LOAD  
Item No. 18932



### ACF 40' LOG CAR with LOGS

Suggested price: \$60.00 each



**1906-1935 VERSION**  
Item No. 18332



**1935-1960 VERSION**  
Item No. 18849



*Die-cast car with painted resin logs*

### ACF 40' LOG CAR with LOG SKIDDER and CRATES

Suggested price: \$55.00



**NON-OPERATING LOG SKIDDER and CRATES on 40' LOG CAR**  
Item No. 18301

### LOG SKIDDER

Suggested price: \$31.00



**NON-OPERATING LOG SKIDDER**  
*(2 per card)*  
Item No. 18302

### 250-TON STEAM CRANE & BOOM TENDER

*Crane swivels 360°. Removable knob included for adjusting boom position.*

Suggested price: \$60.00 each



**SANTA FE**  
Item No. 16102



**READING**  
Item No. 16110



**PENNSYLVANIA**  
Item No. 16114



**CHESAPEAKE & OHIO®**  
Item No. 16122



**MAINTENANCE OF WAY**  
Item No. 16138



**PAINTED, UNLETTERED**  
Item No. 16149

# SILVER SERIES® ROLLING STOCK

# HO SCALE

## NORTHEAST STEEL CABOOSE

Suggested price: \$35.00 each



PAINTED, UNLETTERED - CABOOSE RED  
Item No. 16806



READING #94070  
*(new roadnumber)*  
Item No. 16807



LEHIGH VALLEY #95004  
*(new roadnumber)*  
Item No. 16808



WESTERN MARYLAND® #1863  
*(speed lettering; new roadnumber)*  
Item No. 16809



NORFOLK and WESTERN - RED #500 834  
*(new roadnumber)*  
Item No. 16810



BOSTON & MAINE  
Item No. 16811



DELAWARE & HUDSON  
Item No. 16812



NORFOLK and WESTERN - BLUE #500 836  
Item No. 16813

### BOBBER CABOOSE

Suggested price: \$23.00 each



UNION PACIFIC®  
Item No. 18401



PENNSYLVANIA  
Item No. 18414



DURANGO & SILVERTON  
Item No. 18432



MARYLAND & PENNSYLVANIA  
Item No. 18439



CASS SCENIC R.R.  
Item No. 18445



PAINTED, UNLETTERED - RED  
Item No. 18449

### 36' WIDE-VISION CABOOSE

Suggested price: \$23.00 each



UNION PACIFIC®  
Item No. 17701



SANTA FE  
Item No. 17702



CHESSIE® - YELLOW  
Item No. 17709



READING  
Item No. 17710



NEW  
RIO GRANDE™  
(not shown)  
Item No. 17725



NEW  
CHESSIE® - ORANGE  
(not shown)  
Item No. 17726



ERIE LACKAWANNA  
Item No. 17728



The Silver Series® rolling stock on this page features:

- blackened metal wheels
- body-mounted couplers
- non-magnetic axles



# Plasticville® U.S.A.

**HO SCALE PLASTICVILLE® U.S.A. BUILT-UPS**

Suggested prices shown.

Since 1947, hobbyists and collectors have made *Plasticville® U.S.A.* products their structures of choice. Now, in addition to our traditional, easy-to-assemble kits, Bachmann is pleased to offer these pre-assembled *Plasticville® U.S.A.* buildings.

*Plasticville®* pieces add character and dimension to your HO scale layout. Many buildings and accessories have been added to the *Plasticville®* line throughout its history, and many are still produced from their original molds. As a fun challenge to collectors you can collect hundreds of product, color, and packaging variations that have occurred over the years (you can even join the independent Plasticville Collectors Association at [plasticvilleusa.org](http://plasticvilleusa.org)). Whether you're new in town or an established civic leader, Bachmann builds *Plasticville® U.S.A.* for you. City growth is limited only by your imagination!



**SIGNAL BRIDGE**  
(5" W x 4½" H x 2" D; two per box)  
Item No. 45001 • \$50.00



**PEDESTRIAN BRIDGE**  
(8" W x 4" H x 8" D)  
Item No. 45003 • \$41.00



**HOUSE UNDER CONSTRUCTION**  
(6¼" W x 3¼" D x 4" H)  
Item No. 45004 • \$41.00



**DAIRY BARN**  
(5" W x 4" H x 2½" D)  
Item No. 45007 • \$41.00



**COVERED BRIDGE**  
(9" W x 2¼" D x 4" H)  
Item No. 45010 • \$37.00



**CATHEDRAL**  
(5" W x 6½" H x 4½" D)  
Item No. 45012 • \$39.00



# Plasticville USA


HO PLASTICVILLE® U.S.A.  
BUILDINGS (CLASSIC KITS)

Suggested prices shown.




3" W x 3" H x 2 1/2" D

**CAPE COD HOUSE**  
Item No. 45131 • \$18.50




6 1/2" W x 3" H x 2 5/8" D

**SCHOOL HOUSE**  
Item No. 45133 • \$18.50



4 1/2" W x 2 1/2" H x 2 5/8" D

**SUPERMARKET**  
Item No. 45141 • \$18.50



4 1/2" W x 1 1/2" H x 2 5/8" D

**5 & 10 STORE**  
Item No. 45142 • \$18.50




4 1/2" W x 1 5/8" H x 2 5/8" D

**HARDWARE STORE**  
Item No. 45143 • \$18.50



4 1/2" W x 1 7/8" H x 2 5/8" D

**POST OFFICE**  
Item No. 45144 • \$18.50



4 3/8" W x 2 5/8" H x 3 1/2" D

**POLICE STATION**  
Item No. 45145 • \$18.50



5" W x 4" H x 2 5/8" D

**BARN**  
Item No. 45151 • \$20.00



**SIGNAL BRIDGE**  
(4 1/2" W x 4 3/4" H x 2" D)  
Item No. 45134 • \$18.50



**WATER TANK**  
(6" H x 3 1/2" Diameter)  
Item No. 45153 • \$20.00



**CATHEDRAL**  
(5" W x 6 1/2" H x 4 1/2" D)  
Item No. 45192 • \$22.50



**COALING STATION**  
(5 1/2" W x 8 1/4" H x 3 1/4" D)  
Item No. 45211 • \$26.00





*Corn Crib 1 $\frac{7}{8}$ " W x 1 $\frac{1}{2}$ " H x 1 $\frac{1}{2}$ " D  
Chicken Coop 2 $\frac{1}{4}$ " W x 1 $\frac{1}{4}$ " H x 1 $\frac{1}{2}$ " D  
Storage Shed 4 $\frac{1}{4}$ " W x 1 $\frac{1}{2}$ " H x 2" D*

**FARM BUILDINGS with ANIMALS**  
Item No. 45152 • \$20.00




*5 $\frac{1}{2}$ " W x 1 $\frac{1}{2}$ " H x 2 $\frac{1}{2}$ " D*

**RANCH HOUSE**  
*(new colors; cream & brown)*  
Item No. 45156 • \$20.00



*7 $\frac{1}{2}$ " W x 3" H x 3 $\frac{3}{4}$ " D*

**MARSHAL'S OFFICE & RESTAURANT**  
Item No. 45161 • \$21.00



*6 $\frac{1}{2}$ " W x 3 $\frac{1}{2}$ " H x 4 $\frac{3}{4}$ " D*

**SALOON & BARBER SHOP**  
Item No. 45162 • \$23.50



*5 $\frac{1}{2}$ " W x 2 $\frac{3}{4}$ " H x 2 $\frac{1}{2}$ " D*

**FREIGHT STATION**  
Item No. 45171 • \$21.50



*8" W x 4" H x 8" D*

**PEDESTRIAN BRIDGE**  
Item No. 45172 • \$21.50



*5 $\frac{1}{2}$ " W x 2" H x 3" D*

**SUBURBAN STATION**  
Item No. 45173 • \$21.50



*6" W x 2" H x 3 $\frac{1}{2}$ " D*

**GAS STATION**  
Item No. 45174 • \$26.00



*each Shed 4 $\frac{7}{8}$ " W x 1 $\frac{1}{4}$ " H x 1 $\frac{1}{4}$ " D*

**RAILROAD WORK SHEDS**  
*(two per box)*

Item No. 45175 • price to be announced



*6 $\frac{1}{4}$ " W x 3 $\frac{1}{4}$ " D x 4" H*

**HOUSE UNDER CONSTRUCTION**  
Item No. 45191 • \$22.50




*7" W x 3" H x 2 $\frac{1}{4}$ " D*

**PLATFORM STATION**  
Item No. 45194 • \$22.50



*6" W x 4" H x 4" D*

**SPLIT-LEVEL HOUSE**  
Item No. 45213 • \$26.00



*Motel 12" W x 4" H x 4" D  
Pool 5 $\frac{1}{2}$ " W x 4" D*

**MOTEL with POOL**  
Item No. 45214 • \$26.00



*9" W x 3" H x 4" D*


**CONTEMPORARY HOUSE**  
Item No. 45432 • \$29.50



*9 $\frac{1}{2}$ " W x 5" H x 6" D*

**DRIVE-IN BURGER STAND**  
Item No. 45434 • \$29.50





**DIESEL HORN in OIL STORAGE TANK**  
(2¾" H x 4¾" Diameter)  
Item No. 46208  
Suggested price: \$45.00



**STORAGE BUILDING with  
STEAM WHISTLE SOUND**  
(6½" W x 2¾" H x 6" D)  
Item No. 46209  
Suggested price: \$45.00




**LIGHTED FREIGHT STATION**  
(9½" W x 3¼" H x 5¼" D)  
Item No. 46216  
Suggested price: \$34.00



**ALLEGHENY OIL STORAGE TANK with LED LIGHT**  
(2¾" H x 4¾" Diameter)  
Item No. 46219  
Suggested price: \$30.00



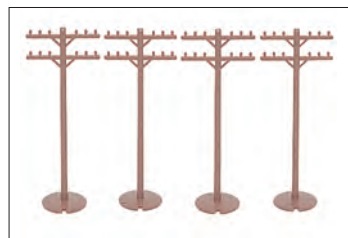
You can add diesel horn and steam whistle sound, lights, and water features to your railroad with the accessories found in this section.



**PICKET FENCE (24 pcs.)**  
Item No. 42100  
Suggested price: \$10.50



**BLOCK SIGNALS**  
Item No. 42101  
Suggested price: \$10.50



**TELEPHONE POLES (12 pcs.)**  
Item No. 42102  
Suggested price: \$10.50

# CARDED ACCESSORIES

# HO SCALE



**CROSSING SIGNALS & GATES (12 pcs.)**  
Item No. 42200  
Suggested price: \$10.50



**RAILROAD & STREET SIGNS (24 pcs.)**  
Item No. 42204  
Suggested price: \$10.50



**ROAD CROSSING**  
Item No. 42208  
Suggested price: \$10.50



**PARK ASSORTMENT**  
Item No. 42209  
Suggested price: \$10.50



**PICNIC SET**  
Item No. 42213  
Suggested price: \$10.50




**PLAYGROUND EQUIPMENT**  
Item No. 42214  
Suggested price: \$10.50



**SWIMMING POOL and ACCESSORIES**  
Item No. 42215  
Suggested price: \$10.50



**16v MINI WATER PUMP**  
Item No. 42219  
Suggested price: \$21.00



**LIGHTING KIT**  
Item No. 42240  
Suggested price: \$10.50



Have a question? You can "Ask the Bach Man" on our message board at [www.bachmanntrains.com!](http://www.bachmanntrains.com!)

### DECODER-EQUIPPED HO SCALE NICKEL SILVER E-Z TRACK® TURNOUTS

1 per box (Suggested prices shown)

Includes addressable DCC decoder compatible with all NMRA-compliant DCC controllers.



*E-Z COMMAND® DCC  
TURNOUT - LEFT*  
Item No. 44130 • \$60.00



*E-Z COMMAND® DCC  
TURNOUT - RIGHT*  
Item No. 44131 • \$60.00



*E-Z COMMAND® DCC  
#4 TURNOUT - LEFT*  
Item No. 44139 • \$74.00



*E-Z COMMAND® DCC  
#4 TURNOUT - RIGHT*  
Item No. 44140 • \$74.00



*E-Z COMMAND® DCC  
#5 TURNOUT - LEFT*  
Item No. 44132 • \$73.00



*E-Z COMMAND® DCC  
#5 TURNOUT - RIGHT*  
Item No. 44133 • \$73.00



*E-Z COMMAND® DCC  
#5 WYE TURNOUT*  
Item No. 44134 • \$73.00



*E-Z COMMAND® DCC  
#6 TURNOUT - LEFT*  
Item No. 44135 • \$87.00



*E-Z COMMAND® DCC  
#6 TURNOUT - RIGHT*  
Item No. 44136 • \$87.00



*E-Z COMMAND® DCC  
#6 SINGLE CROSSOVER  
TURNOUT - LEFT*  
Item No. 44137 • \$99.00



*E-Z COMMAND® DCC  
#6 SINGLE CROSSOVER  
TURNOUT - RIGHT*  
Item No. 44138 • \$99.00



**Bachmann's exclusive E-Z Track® System makes set-up quick, easy and fun!**

See following pages for product photos. All analog turnouts (non-DCC) require AC accessory power supply for operation. The Power Pack and Speed Controller included in our N/HO/On30 train sets (also available separately as Item No. 44212) is equipped with AC accessory terminals.



**BULK PACK  
36" LONG STRAIGHT**  
(25/box)  
Item No. 44584

<b>NICKEL SILVER/GRAY ROADBED E-Z TRACK® BY THE CARD</b>		Suggested price:
Item No. 44501	18" RADIUS CURVED TRACK (4/card)	\$14.75
Item No. 44502	18" RADIUS CURVED TERMINAL RERAILER with WIRE (1/card)	\$11.00
Item No. 44503	22" RADIUS CURVED TRACK (4/card)	\$20.00
Item No. 44504	33.25" RADIUS 18 DEGREE CURVED TRACK (5/card)	\$26.00
Item No. 44505	15" RADIUS CURVED TRACK (4/card)	\$17.25
Item No. 44506	28" RADIUS 18 DEGREE CURVED TRACK (5/card)	\$26.00
Item No. 44507	35.50" RADIUS 18 DEGREE CURVED TRACK (5/card)	\$26.00
Item No. 44508	33.25" RADIUS 6 DEGREE CURVED TRACK (4/card)	\$19.00
Item No. 44509	33.25" RADIUS 12 DEGREE CURVED TRACK (4/card)	\$19.00
Item No. 44510	9" STRAIGHT TERMINAL RERAILER with WIRE (1/card)	\$11.00
Item No. 44511	9" STRAIGHT TRACK (4/card)	\$14.75
Item No. 44512	3" STRAIGHT TRACK (4/card)	\$10.75
Item No. 44513	2.25" STRAIGHT TRACK (4/card)	\$10.75
Item No. 44514	4.50" STRAIGHT TRACK (4/card)	\$12.50
Item No. 44519	26" RADIUS CURVED TRACK (5/card)	\$26.00
Item No. 44528	9" STRAIGHT RERAILER (2/card)	\$10.00
Item No. 44529	18" RADIUS CURVED RERAILER (2/card)	\$10.00
Item No. 44530	ONE-THIRD SECTION 18" RADIUS CURVED TRACK (4/card)	\$11.50
Item No. 44531	HALF SECTION 18" RADIUS CURVED TRACK (4/card)	\$11.50
Item No. 44532	HALF SECTION 22" RADIUS CURVED TRACK (4/card)	\$17.25
Item No. 44540	30 DEGREE CROSSING (1/card)	\$18.00
Item No. 44541	90 DEGREE CROSSING (1/card)	\$22.00
Item No. 44542	60 DEGREE CROSSING (1/card)	\$18.50
Item No. 44543	45 DEGREE CROSSING (1/card)	\$18.00
Item No. 44557	#4 TURNOUT - LEFT (1/card)	\$46.00
Item No. 44558	#4 TURNOUT - RIGHT (1/card)	\$46.00
Item No. 44559	#6 TURNOUT - LEFT (1/card)	\$59.00
Item No. 44560	#6 TURNOUT - RIGHT (1/card)	\$59.00
Item No. 44561	REMOTE TURNOUT - LEFT (1/card)	\$30.00
Item No. 44562	REMOTE TURNOUT - RIGHT (1/card)	\$30.00
Item No. 44565	#5 TURNOUT - LEFT (1/card)	\$47.00
Item No. 44566	#5 TURNOUT - RIGHT (1/card)	\$47.00
Item No. 44569	#5 WYE TURNOUT (1/card)	\$47.00
Item No. 44575	#6 REMOTE CROSSOVER TURNOUT - LEFT (1/box)	\$85.00
Item No. 44576	#6 REMOTE CROSSOVER TURNOUT - RIGHT (1/box)	\$85.00
Item No. 44591	HAYES BUMPERS (2/card)	\$16.00
Item No. 44592	CONNECTOR TRACK ASSORTMENT (2 each .75", 1", 1.25", 1.5" and 2" straight pieces per card)	\$13.00
Item No. 44594	NICKEL SILVER E-Z TRACK® LAYOUT EXPANDER SET	\$115.00
Item No. 44596	WORLD'S GREATEST HOBBY® TRACK PACK	\$249.00
Item No. 44597	9" POWER TERMINAL with INSULATED GAP (2/card)	\$38.00

<b>BULK NICKEL SILVER/GRAY ROADBED E-Z TRACK® (BY THE CARTON)</b>		Suggested price:
Item No. 44580	18" RADIUS CURVED TRACK - BULK (50 pieces per carton)	\$163.00
Item No. 44581	9" STRAIGHT TRACK - BULK (50 pieces per carton)	\$163.00
Item No. 44583	22" RADIUS CURVED TRACK - BULK (50 pieces per carton)	\$230.00
Item No. 44584	36" STRAIGHT TRACK - BULK (25 pieces per carton)	\$409.00

<b>DECODER-EQUIPPED NICKEL SILVER E-Z TRACK® TURNOUTS</b>		Suggested price:
Item No. 44130	E-Z COMMAND® DCC TURNOUT - LEFT (1/box)	\$60.00
Item No. 44131	E-Z COMMAND® DCC TURNOUT - RIGHT (1/box)	\$60.00
Item No. 44132	E-Z COMMAND® DCC #5 TURNOUT - LEFT (1/box)	\$73.00
Item No. 44133	E-Z COMMAND® DCC #5 TURNOUT - RIGHT (1/box)	\$73.00
Item No. 44134	E-Z COMMAND® DCC #5 WYE TURNOUT (1/box)	\$73.00
Item No. 44135	E-Z COMMAND® DCC #6 TURNOUT - LEFT (1/box)	\$87.00
Item No. 44136	E-Z COMMAND® DCC #6 TURNOUT - RIGHT (1/box)	\$87.00
Item No. 44137	E-Z COMMAND® DCC #6 SINGLE CROSSOVER TURNOUT - LEFT (1/box)	\$99.00
Item No. 44138	E-Z COMMAND® DCC #6 SINGLE CROSSOVER TURNOUT - RIGHT (1/box)	\$99.00
Item No. 44139	E-Z COMMAND® DCC #4 TURNOUT - LEFT (1/box)	\$74.00
Item No. 44140	E-Z COMMAND® DCC #4 TURNOUT - RIGHT (1/box)	\$74.00



<b>ELECTRONIC AUTO-REVERSING NICKEL SILVER E-Z TRACK®</b>		Suggested price:
Item No. 44547	NICKEL SILVER E-Z TRACK® REVERSING SYSTEM	\$195.00
Item No. 44548	For auto-reversing sets only: 9" STRAIGHT TRACK (4/card)	\$41.00
Item No. 44549	For auto-reversing sets only: 18" RADIUS CURVED TRACK (4/card)	\$41.00

### Bachmann's exclusive *E-Z Track*® System makes set-up quick, easy and fun!

See following pages for product photos (shown in nickel silver/gray roadbed only for illustration purposes). All analog turnouts (non-DCC) require AC accessory power supply for operation. The Power Pack and Speed Controller included in our N/HO/On30 train sets (also available separately as Item No. 44212) is equipped with AC accessory terminals.

<b>STEEL ALLOY/BLACK ROADBED <i>E-Z TRACK</i>® by the card</b>		Suggested price:
Item No. 44401	18" RADIUS CURVED TRACK (4/card)	\$11.00
Item No. 44402	18" RADIUS CURVED TERMINAL RERAILER with WIRE (1/card)	\$10.25
Item No. 44403	22" RADIUS CURVED TRACK (4/card)	\$13.00
Item No. 44410	9" STRAIGHT TERMINAL RERAILER with WIRE (1/card)	\$10.25
Item No. 44411	9" STRAIGHT TRACK (4/card)	\$11.00
Item No. 44412	3" STRAIGHT TRACK (4/card)	\$9.00
Item No. 44428	9" STRAIGHT RERAILER (2/card)	\$7.00
Item No. 44429	18" RADIUS CURVED RERAILER (2/card)	\$7.00
Item No. 44440	30 DEGREE CROSSING (1/card)	\$11.00
Item No. 44441	90 DEGREE CROSSING (1/card)	\$15.00
Item No. 44461	REMOTE TURNOUT - LEFT (1/card)	\$24.50
Item No. 44462	REMOTE TURNOUT - RIGHT (1/card)	\$24.50
Item No. 44491	HAYES BUMPERS (2/card)	\$15.50
Item No. 44494	STEEL ALLOY <i>E-Z TRACK</i> ® LAYOUT EXPANDER SET Standard Pack: 6	\$83.00
Item No. 44497	STEEL ALLOY <i>WORLD'S GREATEST HOBBY</i> ® TRACK PACK	\$175.00

<b>BULK STEEL ALLOY/BLACK ROADBED <i>E-Z TRACK</i>® by the carton</b>		Suggested price:
Item No. 44480	18" RADIUS CURVED TRACK - BULK (50 pieces per carton)	\$99.00
Item No. 44481	9" STRAIGHT TRACK - BULK (50 pieces per carton)	\$99.00
Item No. 44483	22" RADIUS CURVED TRACK - BULK (50 pieces per carton)	\$147.00

<b>ADDITIONAL ACCESSORY ITEMS</b>		Suggested price:
Item No. 42901	HO/On30 <i>E-Z RIDERS</i> ™ with BALL-BEARING ROLLERS (4 per pack)	\$79.00
Item No. 42903	36" FLAT BACK WHEEL SETS (12 per card)	\$18.50
Item No. 42904	33" FLAT BACK WHEEL SETS (12 per card)	\$18.50
Item No. 44471	14-PIECE <i>E-Z TRACK</i> ® GRADUATED PIER SET	\$27.00
Item No. 44472	8-PIECE <i>E-Z TRACK</i> ® TALL PIER SET	\$22.50
Item No. 44487	STEEL ALLOY <i>E-Z TRACK</i> ® FIGURE 8 TRACK PACK <b>NEW</b>	price to be announced
Item No. 44498	10' POWER EXTENSION WIRE - RED (1/card)	\$11.50
Item No. 44499	RAIL JOINERS (36/card)	\$8.50
Item No. 44579	<i>E-Z TRACK</i> ® CROSSING GATE	\$44.00
Item No. 44595	18-PIECE <i>E-Z TRACK</i> ® GRADUATED PIER SET (for higher HO elevation & On30 clearances)	\$39.00
Item No. 44598	10' REMOTE SWITCH EXTENSION WIRE - GREEN (1/card)	\$15.00
Item No. 46299	MOTORIZED TURNTABLE	\$189.00
Item No. 99978	<i>E-Z MODEL RAILROADS</i> TRACK PLANNING BOOK	\$28.00

**PLUG-IN 10' POWER EXTENSION WIRE - RED**  
Item No. 44498 • (1/card)



**PLUG-IN 10' REMOTE SWITCH EXTENSION WIRE - GREEN**  
Item No. 44598 • (1/card)



**15" RADIUS CURVED TRACK**  
Item No. 44505 • (4/card)



4 pieces of track make up one third (120°) of a 15" radius circle.

**ONE-THIRD SECTION 18" RADIUS CURVED TRACK**  
Item No. 44530 • (4/card)



**HALF SECTION 18" RADIUS CURVED TRACK**  
Item No. 44531 • (4/card)



**18" RADIUS CURVED TRACK**  
Item No. 44501 • (4/card)



*4 pieces of track make up one third (120°) of an 18" radius circle.*

**18" RADIUS CURVED RERAILER**  
Item No. 44529 • (2/card)



**18" RADIUS CURVED TERMINAL RERAILER with WIRE**  
Item No. 44502 • (1/card)



**HALF SECTION 22" RADIUS CURVED TRACK**  
Item No. 44532 • (4/card)



**22" RADIUS CURVED TRACK**  
Item No. 44503 • (4/card)



*4 pieces of track make up one quarter (90°) of a 22" radius circle.*

**26" RADIUS CURVED TRACK**  
Item No. 44519 • (5/card)



*5 pieces of track make up one quarter (90°) of a 26" radius circle.*

**28" RADIUS 18 DEGREE CURVED TRACK**  
Item No. 44506 • (5/card)



*5 pieces of track make up one quarter (90°) of a 28" radius circle.*

**33.25" RADIUS 6 DEGREE CURVED TRACK**  
Item No. 44508 • (4/card)



**33.25" RADIUS 12 DEGREE CURVED TRACK**  
Item No. 44509 • (4/card)



**33.25" RADIUS 18 DEGREE CURVED TRACK**  
Item No. 44504 • (5/card)



*5 pieces of track make up one quarter (90°) of a 33.25" radius circle.*

**35.50" RADIUS 18 DEGREE CURVED TRACK**  
Item No. 44507 • (5/card)



*5 pieces of track make up one quarter (90°) of a 35.50" radius circle.*



**CONNECTOR ASSORTMENT**  
Item No. 44592 • (10/card)



2 each .75",  
1", 1.25",  
1.5", and 2"  
straight pieces  
per card.

**2.25" STRAIGHT TRACK**  
Item No. 44513 • (4/card)



**3" STRAIGHT TRACK**  
Item No. 44512 • (4/card)



**4.50" STRAIGHT TRACK**  
Item No. 44514 • (4/card)



**9" STRAIGHT TRACK**  
Item No. 44511 • (4/card)



**9" STRAIGHT RERAILER**  
Item No. 44528 • (2/card)



**9" STRAIGHT TERMINAL  
RERAILER with WIRE**  
Item No. 44510 • (1/card)



**9" POWER TERMINAL with  
INSULATED GAP**  
Item No. 44597 • (2/card)



*For under track  
power connection  
and reverse loop  
operation.*

**30 DEGREE CROSSING**  
Item No. 44540 • (1/card)



*This 30 Degree  
Crossing is the  
centerpiece of a  
basic "Figure 8"  
track  
configuration.  
To make a  
76" x 39"  
Figure 8 you  
also need: 21  
pieces of 18"  
Radius Curved  
Track and  
1 piece 18"  
Radius Curved  
Rerailer.*

**45 DEGREE CROSSING**  
Item No. 44543 • (1/card)



**60 DEGREE CROSSING**  
Item No. 44542 • (1/card)



**90 DEGREE CROSSING**  
Item No. 44541 • (1/card)



*This 90 Degree  
Crossing has  
many useful  
applications in  
railroad design.  
However, if  
your goal is to  
make a "Figure  
8" layout, you  
should start  
with a 30  
Degree Crossing.*

**#4 TURNOUT - LEFT**  
Item No. 44557 • (1/card)



**#4 TURNOUT - RIGHT**  
Item No. 44558 • (1/card)



**REMOTE TURNOUT - LEFT**  
Item No. 44561 • (1/card)



**REMOTE TURNOUT - RIGHT**  
Item No. 44562 • (1/card)



**#5 TURNOUT - LEFT**  
Item No. 44565 • (1/card)



**#5 TURNOUT - RIGHT**  
Item No. 44566 • (1/card)



**#5 WYE TURNOUT**  
Item No. 44569 • (1/card)



**#6 TURNOUT - LEFT**  
Item No. 44559 • (1/card)



**#6 TURNOUT - RIGHT**  
Item No. 44560 • (1/card)



**#6 REMOTE CROSSOVER  
TURNOUT - LEFT**  
Item No. 44575 • (1/box)



**#6 REMOTE CROSSOVER  
TURNOUT - RIGHT**  
Item No. 44576 • (1/box)



**HAYES BUMPERS**  
Item No. 44591 • (2/card)



### NICKEL SILVER E-Z TRACK® AUTO-REVERSING TRACK SYSTEM

Item No. 44547 • Suggested price: \$195.00

Featuring our electronic auto-reversing *E-Z Track*®, this track set is the perfect solution for point-to-point passenger and freight transit on your layout. A stop time of five to seven seconds allows plenty of time to drop off your cargo or passengers, and a variable speed controller lets you determine the rate of travel. Add-on sections are also available (Item Nos. 44548 & 44549). Then, sit back and enjoy the ride while your town or city comes to life!

- 4 pieces of 9" straight auto-reversing *E-Z Track*®
- 4 pieces of 18" radius curved auto-reversing *E-Z Track*®
- 2 pieces of 9" straight *E-Z Track*®
- 2 Hayes bumpers
- power pack and variable speed controller
- illustrated instructions



### ELECTRONIC AUTO-REVERSING NICKEL SILVER E-Z TRACK®

Suggested price: \$41.00 each

You can expand your auto-reversing train set or track system with Electronic Auto-Reversing Nickel Silver *E-Z Track*® sections. Available in 9" straight or 18" radius curved sections, this electronically equipped track is specifically designed for the open-end track configuration of our auto-reversing track system, allowing you to go virtually anywhere in your layout.



**AUTO-REVERSING 9" STRAIGHT**  
(4 per card)  
Item No. 44548



**AUTO-REVERSING 18" RADIUS CURVED**  
(4 per card)  
Item No. 44549

*Note: this track will not operate as reversing track unless it is used in conjunction with train set numbers 00401, 00402, 25016, 25017, or with our auto-reversing track system, Item No. 44547*

### WHEEL SETS

Suggested price: \$18.50 each



**36" FLAT BACK WHEEL SETS**  
(12 per card)  
Item No. 42903



**33" FLAT BACK WHEEL SETS**  
(12 per card)  
Item No. 42904



**RAIL JOINERS**  
(36 per card)  
Item No. 44499 • Suggested price: \$8.50



## E-Z TRACK® PIER SETS



**14-PIECE GRADUATED PIER SET**  
Item No. 44471 • Suggested price: \$27.00



**8-PIECE TALL PIER SET**  
Item No. 44472 • Suggested price: \$22.50



**18-PIECE GRADUATED PIER SET**  
*(appropriate for higher HO elevations and On30 clearances)*  
Item No. 44595 • Suggested price: \$39.00

## HO/On30 E-Z RIDERS™ with BALL-BEARING ROLLERS (4 per pack)

Item No. 42901 • Suggested price: \$79.00

- full electrical pick-up



## E-Z TRACK® CROSSING GATE

Item No. 44579 • Suggested price: \$44.00




## E-Z MODEL RAILROADS The E-Z TRACK® Planning Guide & Layout Book

Item No. 99978 • Suggested price: \$28.00

With *E-Z Model Railroads*, beginning and advanced modelers can learn how to set up and run a railroad using Bachmann's snap-fit *E-Z Track*® system. From choosing a layout style to wiring and track planning techniques, readers are walked through virtually every step of the design and construction process.

- six in-depth layouts, plus 20 additional layout designs
- tips for beginning to advanced modelers, including weathering and scenery chapters
- 124 color pages



### WORLD'S GREATEST HOBBY® FIRST RAILROAD TRACK PACK

It's never been easier to get started in model railroading! Our *World's Greatest Hobby® First Railroad Track Pack* contains all the track you need to build the 4' x 8' layout (shown below) featured in the included DVD, *Building Your First Model Railroad*. Hosted by actor and model railroad enthusiast Michael Gross, the easy-to-follow video will quickly get you on track for fun with the World's Greatest Hobby!

#### 45-piece World's Greatest Hobby® Your First Railroad Track Pack includes:

- World's Greatest Hobby *Building Your First Model Railroad* DVD, hosted by actor and model railroad enthusiast Michael Gross
- nine 9" straights
- one 9" terminal/reailer
- one 9" reailer
- twenty 18" radius curves
- two 3" straights
- two remote turnouts - left
- two remote turnouts - right
- two Hayes bumpers
- four switch wires (green)
- one terminal wire (red)

#### Bachmann HO scale E-Z Track® features:

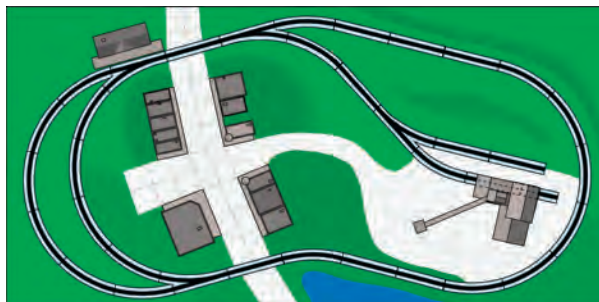
- clear tie spacing
- low-profile spike heads
- modeled from AAR track engineering dimensions



with STEEL ALLOY HO SCALE E-Z TRACK®  
Item No. 44497 • Suggested price: \$175.00



with NICKEL SILVER HO SCALE E-Z TRACK®  
Item No. 44596 • Suggested price: \$249.00



## STEEL ALLOY E-Z TRACK® FIGURE 8 TRACK PACK

Item No. 44487 • price to be announced



Includes all the steel alloy *E-Z Track*® you need to create a complete 76" x 39" Figure 8.

### Set contains:

- 30 degree crossing track
- 21 pieces of 18" radius curved track
- 18" curved terminal rerailer



## E-Z TRACK® LAYOUT EXPANDER SETS

With the *E-Z Track*® *Expander Set*, you can add to the track included with our train sets or create new configurations of turnouts, branchlines, and double-track mainlines on your existing railroad. Also, a handy track plan manual included with the *Expander Set* contains ideas to inspire railroad tycoons of all ages. Offered in steel alloy (with black roadbed) or nickel silver (with gray roadbed) versions.

### Features include:

- quick, easy assembly on floors, tables, and carpets without the need for special tools or fasteners
- helpful track plan manual



### STEEL ALLOY

Item No. 44494 • Suggested price: \$83.00

- 12 pieces of snap-fit *E-Z Track*®, including  
 4 pieces of 9" straight, 4 pieces 18" radius curved track,  
 1 manual turnout-left, 1 manual turnout-right, and  
 2 Hayes bumpers



### NICKEL SILVER

Item No. 44594 • Suggested price: \$115.00

- 12 pieces of snap-fit *E-Z Track*®, including  
 4 pieces of 9" straight, 4 pieces 18" radius curved track,  
 1 remote turnout-left, 1 remote turnout-right, and  
 2 Hayes bumpers



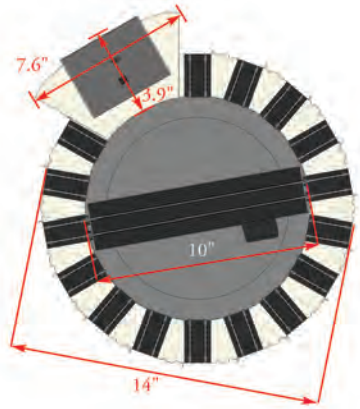
### MOTORIZED TURNTABLE

Item No. 46299 • Suggested price: \$189.00

This DCC-ready HO scale motorized turntable includes 16 indexed track positions, gear drive, and direction control switch for easy operation on your railroad.

#### Features:

- 16 nickel silver track positions
- gear drive
- spring-loaded direction switch
- turntable indexed to each track section for accurate alignment
- DCC-ready with 8-pin dummy plug
- painted maintenance building
- prototypical operator's cabin
- designed for use with Bachmann's *E-Z Track*®
- easily adaptable to other popular track systems



(Note: Locomotive not included)

Use our 16 x 25 x 5mm *E-Z Command*® DCC Decoder with NMRA 8-Pin Plug (Item No. 44915) to add DCC control to this Motorized Turntable.





## Magnetically Operated Knuckle Couplers

*E-Z Mate*® couplers make use of precision molding techniques to allow the molding of springs as an integral part of the knuckle coupler; *E-Z Mate*® Mark II couplers include an integrated metal coil spring. *E-Z Mate*® and *E-Z Mate*® Mark II couplers eliminate the problems and expense associated with separate coil springs.

To install *E-Z Mate*® and *E-Z Mate*® Mark II couplers, just remove the coupler pocket cover, drop in the coupler, and replace the cover. Operation is simple as well. *E-Z Mate*® and *E-Z Mate*® Mark II couplers operate with a standard metal “glad hand” and under-track magnet, and they are completely compatible with all magnetically operated knuckle couplers currently on the market. (Our under-track magnet comes with a trackside brakeman figure to indicate the magnet’s position.) Coupling, uncoupling, and other yard operations are all performed with ease.



### *E-Z MATE*® Magnetic Knuckle Couplers

12 coupler pairs per card • Suggested price: \$21.00 each card  
Item No. 78005 **Center Shank - Medium**



### *E-Z MATE*® Magnetic Knuckle Couplers - Economy Pack

25 coupler pairs per card • Suggested price: \$34.75 each card  
Item No. 78105 **Center Shank - Medium**



### *E-Z MATE*® MARK II Magnetic Knuckle Couplers with Metal Coil Springs

12 coupler pairs per card • Suggested price: \$28.50 each card  
Item No. 78021 **Over Shank - Long**  
Item No. 78022 **Over Shank - Medium**  
Item No. 78024 **Center Shank - Long**  
Item No. 78025 **Center Shank - Medium**  
Item No. 78026 **Center Shank - Short**  
Item No. 78027 **Under Shank - Long**  
Item No. 78028 **Under Shank - Medium**  
Item No. 78029 **Under Shank - Short**



### *E-Z MATE*® MARK II Magnetic Knuckle Couplers with Metal Coil Springs - Economy Pack

25 coupler pairs per card • Suggested price: \$48.00 each card  
Item No. 78125 **Center Shank - Medium**


### NEM COUPLER (*E-Z MATE*® MARK II)

12 coupler pairs per card • Suggested price: \$28.50 each card



This NEM Mark II coupler fits into standard European coupler pockets for simple conversion to *E-Z Mate*® operation.

Item No. 78035 **Center Shank - Medium**



### MAGNET with BRAKEMAN (1/card)

Item No. 78999 • Suggested price: \$5.00

### HOOK-AND-LOOP COUPLERS (3 pairs per pack)

Item No. 78979 • Suggested price: \$12.00



These couplers are compatible with most of our *Thomas & Friends*™ products and many European prototype models.



### Golden Spike® with Digital Control

**NEW**

an E-Z Track® set

Item No. 24131 • price to be announced

Celebrate the freedom of digital control and the spirit of Western railroads with the *Golden Spike*®! With this dual-engine set you can create your own bustling freight railroad. Our exclusive E-Z Command® digital control system lets you independently control the speed, direction, and lighting of two decoder-equipped locomotives.

*This digitally controlled train set features:*

- DCC-equipped EMD NW-2 locomotive with operating headlight
- DCC-equipped GP7 locomotive with operating headlight
- box car
- three-dome tank car
- wide-vision caboose
- E-Z Command® Control Center with wall pack and plug-in wiring
- body-mounted E-Z Mate® couplers
- 34" x 24" oval with turnout and siding of nickel silver E-Z Track®, including 11 pieces curved track, 5 pieces straight track, and 1 curved plug-in terminal railer
- manual turnout-left
- Hayes bumper
- magnet with brakeman figure
- illustrated instruction manual

**DCC  
ON BOARD**



### Thunder Valley

an E-Z Track® set

Item No. 24013  
Suggested price: \$149.00

The rails rumble and the engine roars as the mighty *Thunder Valley* rounds the bend, hauling freight to destinations far and wide. This train set comes complete with Bachmann's exclusive E-Z Track® snap-fit track and roadbed systems, plus:

- an EMD GP40 diesel locomotive with operating headlight
- steel reefer
- three-dome tank car
- wide-vision caboose
- 24" circle of nickel silver E-Z Track®, including 11 pieces curved track and 1 curved plug-in terminal railer
- power pack and speed controller
- illustrated instruction manual



### Southern Belle

an E-Z Track® set

Item No. 24019  
Suggested price: \$215.00

The *Southern Belle* races across the rails against the gleam of the Dixie skies on her way to the next depot. Making sure the freight is delivered on time, this exciting ready-to-run set features:

- an 0-6-0 steam locomotive and tender
- three-dome tank car
- gondola
- boxcar
- off-center caboose
- 34" x 24" oval of nickel silver E-Z Track® including 11 pieces curved track, 4 pieces straight track, and 1 curved plug-in terminal railer
- 12 telephone poles
- 24 railroad and street signs
- power pack and speed controller
- illustrated instruction manual





# E-Z COMMAND® AND ELECTRIC TRAIN SETS

# N SCALE

DCC ON BOARD



E-Z Command® Control Center with wall pack and plug-in wiring



Simultaneous control of speed, direction, and lighting for realistic ACTION and FUN!



Speed Controller with Plug-In Wiring



Speed Controller with Plug-In Wiring



12 Telephone Poles



24 Railroad & Street Signs

### Freightmaster

an E-Z Track® set

Item No. 24022

Suggested price: \$219.00

With a 3,000-horsepower engine and plenty of pulling muscle, the EMD GP40 diesel locomotive ensures that the *Freightmaster* delivers its goods on time. This 60-piece set includes a station, signs, and telephone poles to make you master of your own freight empire!

*This ready-to-run train set includes:*

- EMD GP40 diesel locomotive with operating headlight
- flat car with container load
- gondola
- plug-door box car
- wide-vision caboose
- 34" x 24" oval of snap-fit E-Z Track®, including 11 pieces curved track, 4 pieces straight track, and 1 curved plug-in terminal railer
- freight station
- 24 railroad and street signs
- 12 telephone poles
- power pack and speed controller
- illustrated instruction manual

60  
Piece Set



### Trailblazer

**NEW**

an E-Z Track® set

Item No. 24024

Suggested price: \$259.00

As the West developed from desolate wilderness to bustling cities, it was trains such as the *Trailblazer* that spearheaded America's explosive growth from coast to coast. Our 60-piece *Trailblazer* set with its 4-6-0 locomotive lets you experience all the excitement of the Iron Horse's journeys through the crossroads of railroading history!

*This ready-to-run train set includes:*

- 4-6-0 steam locomotive and tender with operating headlight
- box car
- gondola
- single-dome tank car
- old-time caboose
- 34" x 24" oval of snap-fit E-Z Track® including 11 pieces curved track, 4 pieces straight track, and 1 curved plug-in terminal railer
- train station
- 24 railroad and street signs
- 12 telephone poles
- power pack and speed controller
- illustrated instruction manual

60  
Piece Set



### The Stallion

an E-Z Track® set

Item No. 24025

Suggested price: \$149.00

Galloping down the rails, *The Stallion* shows off its sleek lines as it races to the finish line. This spirited steed will be the champion of your N scale stable!

*This ready-to-run train set includes:*

- F7-A diesel locomotive with operating headlight
- gondola
- single-dome tank car
- wide-vision caboose
- 24" circle of snap-fit E-Z Track® including 11 pieces curved track and 1 curved plug-in terminal railer
- power pack and speed controller
- illustrated instruction manual



# ELECTRIC TRAIN SETS

# N SCALE



Freight Station



Train Station





### Durango & Silverton

an *E-Z Track*® set

Item No. 24020 • Suggested price: \$199.00

Built originally as a mining line, the scenic value of the Durango & Silverton was quickly recognized in passenger service. After surviving natural disasters, wars, and financial instability, a determined staff (and starring roles in several Hollywood movies) promoted the tourism that ensures the line's survival to this day. Now recognized as a National Historic Landmark and a National Historic Civil Engineering Landmark, the Durango & Silverton continues to provide year-round tourist service. Our N scale *Durango & Silverton* ready-to-run set comes complete with:



- 0-6-0 locomotive and tender
- old-time combine
- two old-time coaches
- 34" x 24" oval of nickel silver *E-Z Track*® including 11 pieces curved track, 4 pieces straight track, and 1 curved plug-in terminal rerailer

### Empire Builder

an *E-Z Track*® set

Item No. 24009 • Suggested price: \$299.00

American railroads helped build great fortunes and the wealth of the Nation. Doing its part, our *Empire Builder* train set comes complete with Bachmann's exclusive *E-Z Track*® snap-fit track and roadbed system, plus:

- a Northern 4-8-4 steam locomotive and tender with operating headlight
- wood reefer



- single-dome tank car
- center-flow hopper
- plug-door box car
- wood stock car
- wood braced gondola
- open quad offset hopper
- off-center caboose
- 44" x 24" oval of nickel silver *E-Z Track*® including 11 pieces curved track, 8 pieces straight track, and 1 curved plug-in terminal rerailer
- 12 telephone poles
- 24 railroad and street signs
- power pack and speed controller
- illustrated instruction manual

### The Yard Boss

an *E-Z Track*® set

Item No. 24014 • Suggested price: \$195.00

When there's freight to be moved, there's nothing like the raw power of a steam locomotive to get the job done. Our *Yard Boss* train set comes complete with Bachmann's exclusive *E-Z Track*® snap-fit track and roadbed system, plus:

- an 0-6-0 steam locomotive and tender
- box car
- quad hopper
- wide-vision caboose



- 24" circle of nickel silver *E-Z Track*® including 11 pieces curved track and 1 curved plug-in terminal rerailer
- power pack and speed controller
- illustrated instruction manual



# ELECTRIC TRAIN SETS

# N SCALE



- power pack and speed controller
- illustrated instruction manual

34" x 24" Oval

**E-Z TRACK SYSTEM**  
ASSEMBLES IN MINUTES!

Speed Controller with Plug-In Wiring



**ENGLISH  
SPANISH  
PACKAGE**

44" x 24" Oval

**E-Z TRACK SYSTEM**  
ASSEMBLES IN MINUTES!

Speed Controller with Plug-In Wiring

12 Telephone Poles

24 Railroad & Street Signs



24" Circle

**E-Z TRACK SYSTEM**  
ASSEMBLES IN MINUTES!

Speed Controller with Plug-In Wiring





## McKinley Explorer

an E-Z Track® set

Item No. 24023 • Suggested price: \$199.00

Treating passengers to breathtaking views of the Alaskan wilderness in special vista-dome cars is the *McKinley Explorer*. Operating today from Anchorage to Fairbanks, and running past Denali National Park, this train's lucky riders might thrill to the sight of bear, moose, sheep and bald eagles. Powered by a GP40 diesel, our N scale *McKinley Explorer* set comes complete with:

- EMD GP40 locomotive with operating headlight
- three full-dome passenger cars (the *Kenai*, *Knik* and *Deshka*, all named after Alaskan rivers)
- 34" x 24" oval of nickel silver E-Z Track® including 11 pieces curved track, 4 pieces straight track, and 1 curved plug-in terminal rerailer
- power pack and speed controller
- illustrated instruction manual



34" x 24"  
Oval



Speed Controller  
with Plug-In Wiring



## Super Chief

an E-Z Track® set

Item No. 24021 • Suggested price: \$149.00

With the pride and power of a born leader, the mighty *Super Chief* thunders along the rails. Spearheading the charge is an F7-A diesel locomotive with the Santa Fe's distinctive red and silver "war bonnet" paint scheme. The N scale *Super Chief* ready-to-run set comes complete with:

- F7-A locomotive with operating headlight
- box car
- steel gondola
- off-center caboose
- 24" circle of nickel silver E-Z Track®, including 11 pieces curved track and 1 curved plug-in terminal railer
- power pack and speed controller
- illustrated instruction manual



Speed Controller  
with Plug-In Wiring



## Spirit of Christmas

an E-Z Track® set

Item No. 24017 • Suggested price: \$215.00

Good things come in small packages. This is certainly true when it comes to the *Spirit of Christmas* N scale set. Perfect for under-the-tree in a small space and festively decorated for a very Merry Christmas, this ready-to-run set features:

- 0-6-0 steam locomotive and tender
- old-time combine
- two old-time coaches
- 34" x 24" oval of nickel silver E-Z Track® including 11 pieces curved track, 4 pieces straight track, and 1 curved plug-in terminal railer
- power pack and speed controller
- illustrated instruction manual



Speed Controller  
with Plug-In Wiring



### NORTHERN 4-8-4 & 52' TENDER with OPERATING HEADLIGHT

Performs best on 11.25" radius curves or greater.

Suggested price: \$169.00 each

- *E-Z Mate*® Mark II coupler on tender



SANTA FE #2910  
*(new roadnumber)*  
Item No. 58153

**NEW**

GREAT NORTHERN #2571  
*(not shown)*  
Item No. 58154

### PRAIRIE 2-6-2 & TENDER

Performs best on 11.25" radius curves or greater.

Suggested price: \$109.00 each

- *E-Z Mate*® Mark II coupler on tender



**NEW**

CANADIAN NATIONAL #613  
*(not shown)*  
Item No. 51563

**NEW**

PENNSYLVANIA RAILROAD #2761  
*(not shown)*  
Item No. 51564



UNION PACIFIC® #1838  
Item No. 51571



SOUTHERN  
*(green)*  
Item No. 51572



PAINTED, UNLETTERED - BLACK with RED WINDOWS  
and WHITE TRIM  
Item No. 51598

# STEAM LOCOMOTIVES

**N**  
SCALE

## BALDWIN 4-6-0 STEAM LOCOMOTIVE (DCC EQUIPPED)

Performs best on 11.25" radius curves or greater.

Suggested price: \$209.00 each

Adding another axle to the 4-4-0 design gave the Ten-Wheeler extra tractive power to haul heavy loads up mountainous terrain, making it a great all-around train for freight and passenger service. This DCC-equipped 4-6-0 with 63" drivers is ready to make the grade in N scale.

### Features include:

- DCC-equipped for speed, direction, and lighting
- dual-mode NMRA-compliant decoder
- precision can motor
- die-cast boiler and chassis
- separate domes and stack
- finescale detailing including bell, whistle, and piping
- gear drive
- Walschaert valve gear
- blackened metal wheels
- high-quality traction tires
- detailed backhead
- NMRA wheel profile
- *E-Z Mate*® Mark II couplers



BODY-MOUNTED  
*E-Z MATE*®  
MARK II COUPLERS

**DCC**  
ON BOARD



PAINTED, UNLETTERED - BLACK  
Item No. 51451



PAINTED, UNLETTERED - BLACK with  
RED WINDOWS and WHITE STRIPES  
Item No. 51452



PENNSYLVANIA #267  
Item No. 51457



SOUTHERN #1012  
Item No. 51458

**NEW**



NICKEL PLATE #182  
Item No. 51459

**NEW**



CHESAPEAKE & OHIO® #387  
Item No. 51460

**NEW**



BALTIMORE & OHIO® #2020  
Item No. 51461

**NEW**

DCC ON BOARD





### ALCO 2-6-0 STEAM LOCOMOTIVE (DCC EQUIPPED)

Performs best on 11.25" radius curves or greater.

Suggested price: \$195.00 each

All new tooling. DCC-equipped for speed, direction, and lighting; dual-mode NMRA-compliant decoder; die-cast chassis and boiler; metal valve gear and side rods; operating LED headlight; metal handrails and wheels; front and rear *E-Z Mate*® Mark II couplers.



**PENNSYLVANIA #3234**  
Item No. 51751



**NEW YORK CENTRAL® #1906**  
Item No. 51752



**CANADIAN NATIONAL #6011**  
Item No. 51753



**ATSF #9446**  
Item No. 51754



**UNION PACIFIC® #41**  
Item No. 51755



**BOSTON & MAINE #1363**  
Item No. 51756



**BODY-MOUNTED  
E-Z MATE®  
MARK II COUPLERS**

# STEAM LOCOMOTIVES

**N**  
SCALE

## USRA 0-6-0 SWITCHER & TENDER

Performs best on 11.25" radius curves or greater.

Suggested price: \$93.00 each



**UNION PACIFIC® #4425**  
Item No. 50561

**NEW**

**NEW HAVEN #2333**  
*(not shown)*  
Item No. 50563




**PENNSYLVANIA**  
Item No. 50564

**NEW**

**NEW JERSEY CENTRAL #106**  
*(not shown)*  
Item No. 50565



**SANTA FE #2039**  
Item No. 50566



**PAINTED, UNLETTERED - BLACK**  
Item No. 50598


## 4-4-0 AMERICAN & TENDER

Performs best on 11.25" radius curves or greater.

Suggested price: \$109.00 each



**BALTIMORE & OHIO®**  
Item No. 11751



**UNION PACIFIC® #119**  
Item No. 51151



**SANTA FE #91**  
Item No. 51152  
*(HO model shown for illustrative purposes)*



**CENTRAL PACIFIC "JUPITER"**  
Item No. 51174



### EMD DD40AX CENTENNIAL (DCC SOUND VALUE-EQUIPPED)

Performs best on 11.25" radius curves or greater.



Suggested price: \$219.00 each

Bachmann has shattered the sound barrier in N scale! Our first DCC sound-equipped N scale locomotive, the EMD DD40AX, includes our Sound Value *SoundTraxx*® diesel sound package with prototypical prime movers (dual-motor sound), 3 air horns, and bell—all in 16-bit polyphonic sound. Dual motors with flywheels, operating "gumball" light, 16-wheel drive, lighted number boards, weathered air intakes and exhausts, and *E-Z Mate*® Mark II couplers.



UNION PACIFIC® #6900  
Item No. 65151



UNION PACIFIC® #6929  
Item No. 65152



UNION PACIFIC® #6940  
Item No. 65153



BODY-MOUNTED  
*E-Z MATE*®  
MARK II COUPLERS

### EMD DD40AX CENTENNIAL (DCC EQUIPPED)

Performs best on 11.25" radius curves or greater.

Suggested price: \$159.00 each

DCC ON BOARD® locomotives feature dual-mode digital command control decoders enabling operation with a standard DC analog power pack or any NMRA-compliant Digital Command Control system. Speed, direction, and lighting control. *E-Z Mate*® II couplers included.



BODY-MOUNTED  
*E-Z MATE*®  
MARK II COUPLERS



UNION PACIFIC® #6900  
Item No. 62255

UNION PACIFIC® #6910  
(not shown)  
Item No. 62256

UNION PACIFIC® #6919  
(not shown)  
Item No. 62257

UNION PACIFIC® #6942  
(not shown)  
Item No. 62258



# DIESEL LOCOMOTIVES

**N**  
SCALE

## EMD F7-A DIESEL LOCOMOTIVE (DCC-EQUIPPED)

Performs best on 11.25" radius curves or greater.

Suggested price: \$119.00 each



The "bulldog" is back in an updated model. DCC-equipped for speed, direction, and lighting; all new drivetrain; precision motor; operating LED headlight in A unit; teardrop windows; die-cast chassis; all-wheel pickup; and *E-Z Mate*® Mark II couplers.



**BALTIMORE & OHIO**  
*(blue, gray & black)*  
Item No. 63751



**GREAT NORTHERN**  
*(green & orange)*  
Item No. 63752



**NORFOLK SOUTHERN**  
*(black & gray)*  
Item No. 63753



**ERIE LACKAWANNA**  
*(gray & maroon)*  
Item No. 63754



**SANTA FE**  
*(War Bonnet)*  
Item No. 63755



**BODY-MOUNTED  
E-Z MATE®  
MARK II COUPLERS**

## EMD F7-B DIESEL LOCOMOTIVE (DCC-EQUIPPED)

Performs best on 11.25" radius curves or greater.

Suggested price: \$119.00 each



The "bulldog" is back in an updated model. DCC-equipped for speed and direction; all new drivetrain; precision motor; die-cast chassis; all-wheel pickup; and *E-Z Mate*® Mark II couplers.



**BALTIMORE & OHIO**  
*(blue, gray & black)*  
Item No. 63851



**GREAT NORTHERN**  
*(green & orange)*  
Item No. 63852



**NORFOLK SOUTHERN**  
*(black & gray)*  
Item No. 63853



**ERIE LACKAWANNA**  
*(maroon & gray)*  
Item No. 63854



**SANTA FE**  
*(War Bonnet)*  
Item No. 63855



**BODY-MOUNTED  
E-Z MATE®  
MARK II COUPLERS**

DCC ON BOARD

### S4 DIESEL LOCOMOTIVE (DCC EQUIPPED)

Performs best on 11.25" radius curves or greater.

Suggested price: \$139.00 each

All new tooling. DCC-equipped for speed, direction, and lighting; operating dual directional headlights; die-cast chassis and gear tower; and *E-Z Mate*® Mark II couplers.

# DCC ON BOARD



**WESTERN MARYLAND® #145**  
*(speed lettering)*  
Item No. 63151



**SOUTHERN PACIFIC #1466**  
Item No. 63152



**NEW YORK CENTRAL  
SYSTEM P&LE #8662**  
Item No. 63153



**ATSF #1528**  
*(zebra stripe)*  
Item No. 63154



**UNION PACIFIC® #1156**  
*(Dependable Transportation)*  
Item No. 63155



**BODY-MOUNTED  
E-Z MATE®  
MARK II COUPLERS**

### ALCO RS-3 (DCC EQUIPPED)

Performs best on 11.25" radius curves or greater.

Suggested price: \$149.00 each

# DCC ON BOARD



**BODY-MOUNTED  
E-Z MATE®  
MARK II COUPLERS**

Introduced in 1950, the all-purpose, 1600-HSP RS-3 diesel locomotive had the stamina and strength for freight and passenger service yet was agile enough for yard work. With its rugged, dependable design, it's no wonder that many of these versatile RS-3 locomotives are still working today on short lines, tourist lines, and hauling freight. Bachmann's DCC-equipped model adds digital control and versatility to your stable of locomotives.

#### Features include:

- DCC-equipped for speed, direction, and lighting
- dual-mode NMRA-compliant decoder
- eight-wheel drive
- precision can motor
- dual, precision-balanced brass flywheels
- die-cast chassis
- finescale handrails
- blackened nickel silver wheels
- detailed exhaust stack and fan
- prototype-specific headlights
- NMRA wheel profile
- *E-Z Mate*® Mark II couplers

# DIESEL LOCOMOTIVES

**N**  
SCALE

## EMD NW-2 SWITCHER (DCC-EQUIPPED)

Performs best on 11.25" radius curves or greater.

Suggested price: \$149.00 each

All new tooling. DCC-equipped for speed, direction, and lighting; double-shafted coreless motor; die-cast frame; prototype-specific headlight; and *E-Z Mate*® Mark II couplers.

**DCC**  
**ON BOARD**



**NEW**

**UNION PACIFIC® #9155**  
Item No. 61651



**NEW**

**GREAT NORTHERN #147**  
Item No. 61652



**NEW**

**PENNSYLVANIA #5918**  
Item No. 61653



**NEW**

**NEW YORK CENTRAL® #8769**  
Item No. 61654



**NEW**

**PAINTED, UNLETTERED  
YELLOW & BLACK**  
Item No. 61655



**BODY-MOUNTED  
E-Z MATE®  
MARK II COUPLERS**

## ALCO RS-3 (DCC EQUIPPED) (continued)



**D&RGW™ #5200 – EARLY**  
Item No. 64252



**SOUTHERN #2137**  
Item No. 64254



**PENNSYLVANIA #5604**  
Item No. 64255



**NEW**

**BOSTON & MAINE #1505**  
*(new roadnumber)*  
Item No. 64257

**NEW**

**SEABOARD® #1633**  
*(not shown)*  
Item No. 64258

**NEW**

**DELAWARE & HUDSON #4103**  
*(not shown)*  
Item No. 64259

DCC ON BOARD



### EMD GP50 with OPERATING HEADLIGHTS

Performs best on 11.25" radius curves or greater.

Suggested price: \$59.00 each



**SANTA FE**  
Item No. 61252



**SOUTHERN**  
Item No. 61254



**WISCONSIN CENTRAL**  
Item No. 61297



### EMD GP40 with OPERATING HEADLIGHTS

Performs best on 11.25" radius curves or greater.

Suggested price: \$59.00 each



**UNION PACIFIC®**  
Item No. 63551



**SANTA FE**  
Item No. 63552



**CONRAIL**  
Item No. 63556



**ALASKA**  
Item No. 63596

# DIESEL LOCOMOTIVES

# N SCALE

## EMD GP7 DIESEL (DCC EQUIPPED)

Performs best on 11.25" radius curves or greater.

Suggested price: \$139.00 each

# DCC ON BOARD®

Features include DCC-equipped for speed, direction, and lighting; dual-mode NMRA-compliant decoder; all-wheel drive; can motor; super-quiet drive train; die-cast chassis; finescale handrails; blackened metal wheels; directional LED lighting; NMRA wheel profile; and *E-Z Mate*® Mark II couplers.



**UNION PACIFIC® #116**  
*(with dynamic brakes)*  
Item No. 62452



**CLINCHFIELD #908**  
*(with dynamic brakes)*  
Item No. 62456



**PENNSYLVANIA #8803**  
*(new roadnumber)*  
Item No. 62457

**NEW**



**DENVER & RIO GRANDE WESTERN™ #5102**  
Item No. 62458

**NEW**



**JERSEY CENTRAL #1523**  
Item No. 62459

**NEW**



**ROCK ISLAND #1227**  
Item No. 62460

**NEW**

DCC ON BOARD®

## MDT PLYMOUTH

Performs best on 11.25" radius curves or greater.

Suggested price: \$59.00 each



**BETHLEHEM STEEL**  
Item No. 60051



**SANTA FE #30**  
*(new roadnumber)*  
Item No. 60053

**NEW**



**INDUSTRIAL - YELLOW**  
Item No. 60089



**INDUSTRIAL - RED**  
Item No. 60090

**NEW**

**INDUSTRIAL - BLACK, RED & WHITE**  
*(not shown)*  
Item No. 60091

**PCC STREETCAR with OPERATING HEADLIGHT and 8 WHEEL DRIVE**  
Performs best on 11.25" radius curves or greater.

Suggested price: \$59.00 each



**TORONTO TRANSIT**  
Item No. 62993



**ST. LOUIS RAILWAYS**  
Item No. 62994



**PTC® - GREEN & CREAM**  
Item No. 62995



**LOS ANGELES**  
Item No. 62996



**PHILADELPHIA - SEPTA®**  
Item No. 62997

**NEW**

**PTC® - GRAY & CREAM**  
(not shown)  
Item No. 62999

**BRILL TROLLEY with OPERATING HEADLIGHT and 8 WHEEL DRIVE**  
Performs best on 11.25" radius curves or greater.

Suggested price: \$59.00 each



**CHRISTMAS**  
Item No. 61085



**NEW ORLEANS**  
(Desire St.)  
Item No. 61086



**UNITED TRACTION**  
(HO model shown for illustrative purposes)  
Item No. 61087

**NEW**



**MAIN STREET**  
Item No. 61090



**NEW YORK 3RD AVENUE**  
Item No. 61092




**GREEN**  
Item No. 61093



## JACKSON SHARP OPEN-SIDED EXCURSION CAR


Suggested price: \$39.00 each




PAINTED, UNLETTERED  
GREEN & RED  
Item No. 19396



PAINTED, UNLETTERED  
BURGUNDY & BLACK  
Item No. 19397



PAINTED, UNLETTERED  
YELLOW & SILVER  
Item No. 19398




PAINTED, UNLETTERED  
RED & BROWN  
Item No. 19399

## ACF 40' LOG CAR (diecast)


Suggested price: \$30.00 each



Have a question? You can  
"Ask the Bach Man" on  
our message board at  
[www.bachmantrains.com](http://www.bachmantrains.com)!



1906 - 1935 VERSION  
Item No. 18351




1935 - 1960 VERSION  
Item No. 18352

**CANADIAN 4-BAY CYLINDRICAL GRAIN HOPPER**

Suggested price: \$22.00 each



**BODY-MOUNTED  
E-Z MATE™  
MARK II COUPLERS**



**CANADIAN NATIONAL - DEMONSTRATOR**  
Item No. 19151



**SANTA FE**  
Item No. 19152




**SASKATCHEWAN - WHEAT HERALD**  
Item No. 19153



**GOVERNMENT OF CANADA - RED**  
Item No. 19154



**ALBERTA**  
Item No. 19155




**CANADIAN NATIONAL**  
Item No. 19163



**CP RAIL**  
Item No. 19177



**CANADA GRAIN**  
Item No. 19181



**GOVERNMENT OF CANADA**  
Item No. 19184



**HERITAGE FUND**  
Item No. 19189

USRA 55-TON 2-BAY HOPPER

Suggested price: \$28.00 each

All new tooling.



BODY-MOUNTED  
E-Z MATE®  
MARK II COUPLERS



PENNSYLVANIA  
*(Tuscan red)*  
Item No. 19551



WESTERN MARYLAND  
*(speed lettering)*  
Item No. 19552



BALTIMORE & OHIO®  
Item No. 19553



CLINCHFIELD  
Item No. 19554



CHESAPEAKE & OHIO®  
Item No. 19555

ACF 50' STEEL REEFER

Suggested price: \$28.00 each

Existing and new tooling.



BODY-MOUNTED  
E-Z MATE®  
MARK II COUPLERS



CANADIAN NATIONAL  
Item No. 17952



BURLINGTON NORTHERN  
Item No. 17951



FRUIT GROWERS EXPRESS  
Item No. 17953



TROPICANA - WHITE & GREEN  
Item No. 17954



AMERICAN REFRIGERATOR TRANSIT CO.  
Item No. 17955



TROPICANA - ORANGE  
*(not shown)*  
Item No. 17956



### ACF 50'6" OUTSIDE BRACED SLIDING DOOR BOX CAR

Suggested price: \$24.00 each

Operating sliding doors, 100-ton roller-bearing trucks, metal wheels, prototypical graphics, detailed underframe and optional tack boards included.




BODY-MOUNTED  
E-Z MATE<sup>®</sup>  
MARK II COUPLERS




**RAIL BOX**  
Item No. 19651



**MIDDLETOWN & NEW JERSEY**  
Item No. 19653



**CHATTAHOOCHEE**  
Item No. 19655



**BURLINGTON NORTHERN**  
Item No. 19656



**MONTANA RAIL LINK**  
*(not shown)*  
Item No. 19657



**NORFOLK SOUTHERN**  
*(not shown)*  
Item No. 19658

### 50' SLIDING DOOR BOX CAR

Suggested price: \$31.50 each

All new tooling. Operating sliding doors, metal wheels, and detailed underframe with separate brake rigging.




BODY-MOUNTED  
E-Z MATE<sup>®</sup>  
MARK II COUPLERS




**CENTRAL OF GEORGIA**  
*(football scheme; with roof walk)*  
Item No. 19451



**NEW YORK CENTRAL<sup>®</sup>**  
*(jade green; with roof walk)*  
Item No. 19452



**SANTA FE**  
*(with roof walk)*  
Item No. 19454



**UNION PACIFIC<sup>®</sup>**  
*(without roof walk)*  
Item No. 19455



**RIO GRANDE<sup>™</sup>**  
*(not shown)*  
Item No. 19456



**PRR - MERCHANDISE SERVICE**  
*(not shown)*  
Item No. 19457

# ROLLING STOCK

# N SCALE

## AAR 40' STEEL BOX CAR

Suggested price: \$22.00 each



BODY-MOUNTED  
E-Z MATE®  
MARK II COUPLERS



**PRR - MERCHANDISE SERVICE**  
Item No. 17052



**UP - AUTOMATED RAILWAY**  
Item No. 17053



**NEW HAVEN**  
Item No. 17054



**TORONTO, HAMILTON & BUFFALO**  
Item No. 17055



**BANGOR & AROOSTOOK**  
Item No. 17056



**BALTIMORE & OHIO® TIMESAVER**  
Item No. 17057



**NEW YORK, SUSQUEHANNA & WESTERN**  
(Suzy Q)  
Item No. 17058



**GREAT NORTHERN**  
Item No. 17059

## FLAT CAR with LOAD

Suggested price: \$19.50 each



**SANTA FE with CRATED LOAD**  
Item No. 18962




**SEABOARD® with CONTAINER LOAD**  
Item No. 18966



**SEABOARD® with CRATED LOAD**  
Item No. 18967



**UNION PACIFIC® with CONTAINER LOAD**  
Item No. 18971



**UNION PACIFIC® with PIPE LOAD**  
Item No. 18973

Some HO scale versions of our N scale Silver Series® rolling stock are shown for illustration purposes.

### ACF 36'6" 10,000-GALLON SINGLE-DOME TANK CAR

Suggested price: \$23.00 each

**Features include:**

- separate handrails and ladders
- detailed brake rigging, air cylinders, and brake wheel



BODY-MOUNTED  
E-Z MATE<sup>®</sup>  
MARK II COUPLERS



OWENWOOD MOTOR OIL  
Item No. 17851



FRONTENAC  
Item No. 17853



TEXACO  
Item No. 17854



C. F. SIMONIN'S SONS  
Item No. 17856



CLARK  
Item No. 17857



QUAKER STATE  
Item No. 17858



TIDEWATER  
Item No. 17859





3-DOME TANK CAR

Suggested price: \$26.00 each

All new tooling.




BODY-MOUNTED  
E-Z MATE<sup>®</sup>  
MARK II COUPLERS



PHILADELPHIA QUARTZ CO.  
Item No. 17151




CHEMCELL  
Item No. 17152



NORTHERN CALIFORNIA WINERIES  
Item No. 17153



TRANSCONTINENTAL OIL CO.  
Item No. 17154




CARBIDE AND CARBON CHEMICALS  
Item No. 17155



COOK PAINT & VARNISH CO.  
*(illustration shown)*  
Item No. 17156

### 52' CENTER-DEPRESSED FLAT CAR



**with MISSILE**  
Item No. 71391 • Suggested price: \$24.00



**with BOILER**  
Item No. 71395 • Suggested price: \$23.00



**OLIVE DRAB MILITARY with MISSILE**  
Item No. 71396 • Suggested price: \$24.00



**DESERT MILITARY with MISSILE**  
Item No. 71397 • Suggested price: \$24.00



**with NO LOAD**  
Item No. 71399 • Suggested price: \$19.00

### 250-TON STEAM CRANE & BOOM TENDER

Crane swivels 360°. Removable knob included for adjusting boom position.

Suggested price: \$31.00 each



**UNION PACIFIC®**  
Item No. 46611



**SANTA FE**  
Item No. 46612



**PENNSYLVANIA**  
Item No. 46613



**PAINTED, UNLETTERED  
BLACK & SILVER**  
Item No. 46698

Some HO scale versions of our N scale *Silver Series*® rolling stock are shown on these pages for illustration purposes.

## NORTHEAST STEEL CABOOSE

Suggested price: \$24.00 each



BODY-MOUNTED  
E-Z MATE™  
MARK II COUPLERS



MAINE CENTRAL  
Item No. 16854



NORFOLK and WESTERN - RED  
Item No. 16855



PAINTED, UNLETTERED - CABOOSE RED  
Item No. 16856



READING #94070  
*(new roadnumber)*  
Item No. 16857



LEHIGH VALLEY #95004  
*(new roadnumber)*  
Item No. 16858



WESTERN MARYLAND® #1863  
*(speed lettering; new roadnumber)*  
Item No. 16859



BOSTON & MAINE  
Item No. 16860



DELAWARE & HUDSON  
Item No. 16861



NORFOLK and WESTERN - BLUE #500 836  
Item No. 16862



## 36' WIDE-VISION CABOOSE

Suggested price: \$16.50 each



SANTA FE  
Item No. 70752



BURLINGTON NORTHERN  
Item No. 70753



CSX®  
Item No. 70768




NORFOLK and WESTERN  
Item No. 70792






**Instant buildings for your railroad! The already-assembled models shown on these pages will add interest and realism to any N scale layout.**



*5" W x 1 7/8" H x 3 1/2" D*

**AUTO BODY SHOP**

Item No. 45708 • Suggested price: \$19.50



*5" W x 2 1/2" H x 3" D*

**DRIVE-IN BURGER STAND**


Item No. 45709 • Suggested price: \$19.50



*5" W x 2 1/2" H x 3" D*

**DRIVE-IN BANK**

Item No. 45804 • Suggested price: \$19.50



*4 1/2" W x 1 1/2" H x 3 1/4" D*

**SCHOOL HOUSE with  
PLAYGROUND EQUIPMENT**

Item No. 45807 • Suggested price: \$19.50



*2 1/2" W x 2 1/4" H x 2 1/8" D*

**FARM HOUSE**

Item No. 45812 • Suggested price: \$19.50



*4 1/2" W x 2 1/2" H x 3" D*

**TWO-STORY HOUSE**

Item No. 45813 • Suggested price: \$19.50



*3 1/2" W x 1 3/4" H x 2 1/2" D*

**NEW ENGLAND RANCH HOUSE**

Item No. 45814 • Suggested price: \$19.50



*4 3/4" W x 2 1/2" H x 3 1/2" D*

**FACTORY**

Item No. 45902 • Suggested price: \$21.25



*4 1/8" W x 2" H x 3 1/2" D*

**CAR SHOWROOM**

Item No. 45903 • Suggested price: \$21.25



*5 1/2" W x 2 1/4" H x 3 1/2" D*

**GAS STATION**

Item No. 45904 • Suggested price: \$21.25



*3 3/4" W x 1 7/8" H x 1 1/8" D*

**PLATFORM STATION**

Item No. 45906 • Suggested price: \$21.25



*5" W x 1 3/4" H x 3" D*

**FREIGHT STATION**

Item No. 45907 • Suggested price: \$21.25

**PLASTICVILLE® U.S.A.  
BUILT-UPS AND ACCESSORIES**

**N  
SCALE**




**PASSENGER STATION**  
Item No. 45908 • Suggested price: \$21.25



**CONTEMPORARY HOUSE**  
Item No. 45909 • Suggested price: \$21.25




**WATER TANK**  
Item No. 45810 • Suggested price: \$19.50



**COUNTRY CHURCH**  
Item No. 45815 • Suggested price: \$19.50




**COALING STATION**  
Item No. 45811 • Suggested price: \$19.50



**ELECTRIC DIESEL HORN in OIL TANK**  
Item No. 46901 • Suggested price: \$45.00




**STEAM WHISTLE in FREIGHT STATION**  
Item No. 46902 • Suggested price: \$48.00



**BLINKING OIL TANK**  
Item No. 46903 • Suggested price: \$28.00



**BLINKING BRIDGE**  
Item No. 46904 • Suggested price: \$25.00



**BRIDGE**  
Item No. 46905 • Suggested price: \$21.00

### MOTORIZED TURNTABLE

Item No. 46799 • Suggested price: \$159.00



This DCC-ready N scale motorized turntable includes 12 indexed track positions, slow-speed gear drive, and direction control switch for easy operation on your railroad.

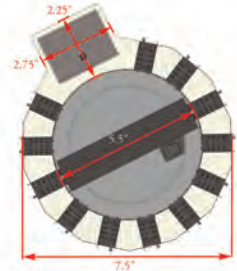
#### Features:

- 12 nickel silver track positions
- DCC-ready with 8-pin dummy plug
- slow-speed gear drive
- spring-loaded direction switch
- turntable indexed to each track section for accurate alignment
- painted maintenance building
- prototypical operator's cabin
- designed for use with Bachmann's *E-Z Track*®
- easily adaptable to other popular track systems



(Note: Locomotive not included)

Use our 16 x 25 x 5mm *E-Z Command*® DCC Decoder with NMRA 8-Pin Plug (Item No. 44915) or our 9.5 x 25 x 5mm *E-Z Command*® DCC Decoder with NMRA 8-Pin Plug (Item No. 44926) to add DCC control to this Motorized Turntable.




**CROSSING GATES and SIGNALS**  
(12 pieces)

Item No. 42504 • Suggested price: \$10.50



**ANIMAL SET**

Item No. 42505 • Suggested price: \$10.50




**TELEPHONE POLES**  
(12 pieces)

Item No. 42506 • Suggested price: \$10.50



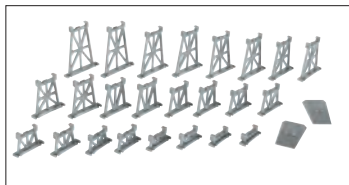
**RAILROAD and STREET SIGNS**  
(24 pieces)

Item No. 42513 • Suggested price: \$10.50



**ROAD CROSSING**

Item No. 42522 • Suggested price: \$10.50



**26-PIECE GRADUATED TRESTLE SET**  
(not compatible with *E-Z Track*®)

Item No. 42523 • Suggested price: \$21.00



**DUAL CROSSING GATES**

Item No. 46720 • Suggested price: \$14.00



**QUARTER SECTION  
11.25" RADIUS  
CURVED TRACK**

Item No. 44831  
Suggested price: \$9.00  
(6/card)



**HALF SECTION  
11.25" RADIUS  
CURVED TRACK**

Item No. 44821  
Suggested price: \$13.75  
(6/card)



**11.25" RADIUS  
CURVED TRACK**

Item No. 44801  
Suggested price: \$13.75  
(6/card)



*6 pieces  
of track  
make up  
one half  
(180°)  
of an  
11.25"  
radius  
circle.*

**11.25" RADIUS  
TERMINAL RERAILER  
with WIRE**

Item No. 44802  
Suggested price: \$7.25  
(1/card)



**QUARTER SECTION  
12.50" RADIUS  
CURVED TRACK**

Item No. 44832  
Suggested price: \$9.75  
(6/card)



**HALF SECTION  
12.50" RADIUS  
CURVED TRACK**

Item No. 44822  
Suggested price: \$14.25  
(6/card)



**12.50" RADIUS  
CURVED TRACK**

Item No. 44852  
Suggested price: \$18.00  
(6/card)



**QUARTER SECTION  
14" RADIUS  
CURVED TRACK**

Item No. 44833  
Suggested price: \$13.75  
(6/card)



**HALF SECTION  
14" RADIUS  
CURVED TRACK**

Item No. 44823  
Suggested price: \$14.25  
(6/card)



**14" RADIUS  
CURVED TRACK**

Item No. 44853  
Suggested price: \$19.50  
(6/card)



**QUARTER SECTION  
15.50" RADIUS  
CURVED TRACK**

Item No. 44834  
Suggested price: \$13.75  
(6/card)



**HALF SECTION  
15.50" RADIUS  
CURVED TRACK**

Item No. 44824  
Suggested price: \$16.00  
(6/card)



**15.50" RADIUS  
CURVED TRACK**

Item No. 44854  
Suggested price: \$19.50  
(6/card)



**QUARTER SECTION  
17.50" RADIUS  
CURVED TRACK**

Item No. 44835  
Suggested price: \$13.00  
(6/card)



**HALF SECTION  
17.50" RADIUS  
CURVED TRACK**

Item No. 44825  
Suggested price: \$14.25  
(6/card)



**17.50" RADIUS  
CURVED TRACK**  
Item No. 44855  
Suggested price: \$16.00  
(6/card)



**QUARTER SECTION  
19" RADIUS  
CURVED TRACK**  
Item No. 44836  
Suggested price: \$9.00  
(6/card)



**HALF SECTION  
19" RADIUS  
CURVED TRACK**  
Item No. 44856  
Suggested price: \$13.00  
(6/card)



**19" RADIUS  
CURVED TRACK**  
Item No. 44804  
Suggested price: \$20.00  
(6/card)



*6 pieces of track make up one quarter (90°) of a 19" radius circle.*

**5" STRAIGHT TRACK**  
Item No. 44811  
Suggested price: \$13.75  
(6/card)



**10" STRAIGHT TRACK**  
Item No. 44815  
Suggested price: \$23.00  
(6/card)



**10" STRAIGHT  
TERMINAL RAILER  
with WIRE**  
Item No. 44820  
Suggested price: \$10.25  
(1/card)



**10" STRAIGHT with  
UNDER-TRACK  
TERMINAL**  
Item No. 44897  
Suggested price: \$11.25  
(1/card)



**ASSORTED SECTIONS  
STRAIGHT TRACK**  
(two each 4.50", 2.25", and 1.125" per card)  
Item No. 44829  
Suggested price: \$25.00



**ASSORTED SHORT  
CONNECTOR SECTIONS**  
(two each .75", .875", 1.25", and 1.5" per card)  
Item No. 44899  
Suggested price: \$11.50



**30 DEGREE CROSSING**  
Item No. 44840  
Suggested price: \$22.00  
(1/card)



*This 30 Degree Crossing is the centerpiece of a basic "Figure 8" track configuration. To make a 46.5" x 24" Figure 8 you also need: 21 pieces of 11.25" Radius Curved Track, 1 piece 11.25" Radius Curved Railer and 4 pieces 2.25" Straight Track.*

**45 DEGREE CROSSING**  
Item No. 44843  
Suggested price: \$22.00  
(1/card)



**60 DEGREE CROSSING**  
Item No. 44842  
Suggested price: \$22.00  
(1/card)



**90 DEGREE CROSSING**  
Item No. 44841  
Suggested price: \$22.00  
(1/card)



*This 90 Degree Crossing has many useful applications in railroad design. However, if your goal is to make a "Figure 8" layout, you should start with a 30 Degree Crossing.*

All analog turnouts (non-DCC) require AC accessory power supply for operation. The Power Pack and Speed Controller included in our N/HO/On30 train sets (also available separately as Item No. 44212) is equipped with AC accessory terminals.

**REMOTE  
TURNOUT - LEFT**  
Item No. 44861  
Suggested price: \$32.00  
(1/card)



**REMOTE  
TURNOUT - RIGHT**  
Item No. 44862  
Suggested price: \$32.00  
(1/card)



**#4 TURNOUT - LEFT**  
Item No. 44863  
Suggested price: \$49.00  
(1/card)



**#4 TURNOUT - RIGHT**  
Item No. 44864  
Suggested price: \$49.00  
(1/card)



**#6 TURNOUT - LEFT**  
Item No. 44859  
Suggested price: \$55.00  
(1/card)



**#6 TURNOUT - RIGHT**  
Item No. 44860  
Suggested price: \$55.00  
(1/card)



**#6 SINGLE CROSSOVER  
TURNOUT - LEFT**  
Item No. 44875  
Suggested price: \$105.00  
(1/card)



**#6 SINGLE CROSSOVER  
TURNOUT - RIGHT**  
Item No. 44876  
Suggested price: \$105.00  
(1/card)



**HAYES BUMPERS**  
Item No. 44891  
Suggested price: \$17.25  
(2/card)



**BULK NICKEL SILVER/GRAY ROADBED E-Z TRACK® (BY THE CARTON)**

- Item No. 44880 11.25" RADIUS CURVED TRACK - BULK (50 pieces per carton)
- Item No. 44881 5" STRAIGHT TRACK - BULK (50 pieces per carton)
- Item No. 44882 10" STRAIGHT TRACK - BULK (50 pieces per carton)
- Item No. 44884 19" RADIUS CURVED TRACK - BULK (50 pieces per carton)
- Item No. 44887 30" STRAIGHT TRACK - BULK (25 pieces per carton)

- Suggested price: \$103.00
- \$103.00
- \$162.00
- \$110.00
- \$362.00





### E-Z TRACK® CROSSING GATE

Item No. 44879 • Suggested price: \$39.00



16-PIECE E-Z TRACK® GRADUATED PIER SET  
Item No. 44871 • Suggested price: \$25.00



8-PIECE E-Z TRACK® TALL PIER SET  
Item No. 44872 • Suggested price: \$21.00

### MAGNETICALLY OPERATED

E-Z MATE® MARK II COUPLERS with METAL COIL SPRINGS



MAGNETICALLY OPERATED  
E-Z MATE® MARK II COUPLERS – LONG  
(12 coupler pairs per card)  
Item No. 78501 • Suggested price: \$28.00

MAGNETICALLY OPERATED  
E-Z MATE® MARK II COUPLERS – MEDIUM  
(12 coupler pairs per card)  
Item No. 78502 • Suggested price: \$28.00

MAGNETICALLY OPERATED  
E-Z MATE® MARK II COUPLERS – SHORT  
(12 coupler pairs per card)  
Item No. 78503 • Suggested price: \$28.00



MAGNET with BRAKEMAN FIGURE  
Item No. 78998 • Suggested price: \$6.50



FRICITION BEARING FREIGHT TRUCKS  
(without wheels)  
12 truck pairs per card  
Item No. 42534 • Suggested price: \$47.00



ROLLER BEARING FREIGHT TRUCKS  
(without wheels)  
12 truck pairs per card  
Item No. 42535 • Suggested price: \$47.00

## WORLD'S GREATEST HOBBY® FIRST RAILROAD TRACK PACK

Item No. 44896 • Suggested price: \$225.00

It's never been easier to get started in model railroading! *Our World's Greatest Hobby® First Railroad Track Pack* contains all the track you need to build a 56" x 28" N scale track layout (shown at right). Also included is a copy of the DVD, *Building Your First Model Railroad*. Hosted by actor and model railroad enthusiast Michael Gross, this video features the construction of an HO scale model railroad with hints and tips that apply to every scale. Get on track for fun with the World's Greatest Hobby!



### *This 47-piece First Railroad Track Pack includes:*

- Building Your First Model Railroad DVD, hosted by actor and model railroad enthusiast Michael Gross. (*This video features the construction of an HO model railroad with hints and tips that apply to every scale.*)
- twenty 11.25" curves
- nine 5" straights
- one 10" straight terminal rerailer
- four turnout controllers
- two Hayes bumpers
- two remote turnouts – left
- two remote turnouts – right
- four switch extension wires
- one red 10' extension wire
- two red power connection wires



## NICKEL SILVER E-Z TRACK® AUTO-REVERSING SYSTEM

Item No. 44847 • Suggested price: \$175.00

Featuring our electronic auto-reversing *E-Z Track®*, this track set is the perfect solution for point-to-point passenger and freight transit on your layout. A stop time of 5 to 7 seconds allows plenty of time to drop off your cargo or passengers, and a variable speed controller lets you determine the speed of travel. Add-on sections are also available (Item Nos. 44848 & 44849). Then, sit back and enjoy the ride while your town or city comes to life.

### *The Nickel Silver E-Z Track® Auto-Reversing Track System includes:*

- 4 pieces of 5" straight auto-reversing *E-Z Track®*
- 4 pieces of 11.25" radius curved auto-reversing *E-Z Track®*
- 2 pieces of 5" straight *E-Z Track®*
- 2 Hayes bumpers
- power pack and variable speed controller
- illustrated instructions



## ELECTRONIC AUTO-REVERSING NICKEL SILVER E-Z TRACK®

You can expand your point-to-point rail system with Electronic Auto-Reversing Nickel Silver *E-Z Track®*. Available in 5" straight sections or 11.25" radius curved sections, this electronically equipped track is specifically designed for the open-end track configuration of our auto-reversing track system, allowing you to go virtually anywhere in your layout.



### AUTO-REVERSING 5" STRAIGHT

(6 per card)  
Item No. 44848 • Suggested price: \$42.00



### AUTO-REVERSING 11.25" RADIUS CURVED

(6 per card)  
Item No. 44849 • Suggested price: \$42.00

Note: this track will not operate as reversing track unless it is used in conjunction with our N scale auto-reversing track system, Item No. 44847

# Plasticville® U.S.A.

O SCALE  
PLASTICVILLE® U.S.A. BUILT-UPS

Since 1947, hobbyists and collectors have made *Plasticville® U.S.A.* products their structures of choice. Now, in addition to our traditional, easy-to-assemble kits, Bachmann is pleased to offer these pre-assembled *Plasticville® U.S.A.* buildings. *Plasticville®* pieces add character and dimension to your O scale layout. Many buildings and accessories have been added to the *Plasticville®* line throughout its history, and many are still produced from their original molds. As a fun challenge to collectors, you can collect hundreds of product, color, and packaging variations that have occurred over the years (you can even join the independent Plasticville Collectors Association at [plasticvilleusa.org](http://plasticvilleusa.org)). Whether you're new in town or an established civic leader, Bachmann builds *Plasticville® U.S.A.* for you. City growth is limited only by your imagination!



**SPLIT-LEVEL HOUSE**  
(10" W x 6½" H x 4½" D)

Item No. 45302 • Suggested price: \$54.00



**TOWN HALL**

(10" W x 6½" D x 12" H)

Item No. 45303 • Suggested price: \$62.00



**TWO-STORY HOUSE**

(9¾" W x 6" H x 5" D)

Item No. 45305 • Suggested price: \$54.00



**HOBO JUNGLE**

(Large Building 7" W x 3" H x 3½" D,  
Medium Building 3" W x 3" H x 3¼" D,  
Small Building 3¼" W x 2½" H x 2½" D)

Item No. 45306 • Suggested price: \$54.00



**LOADING PLATFORM &  
CROSSING SHANTY**

(Loading Platform 8" W x 4" H x 3½" D,  
Crossing Shanty 6" W x 4" H x 2¼" D)

Item No. 45307 • Suggested price: \$54.00





**COUNTRY CHURCH**  
*(7½" W x 10½" H x 6" D)*

Item No. 45308 • Suggested price: \$55.00



**SIGNAL BRIDGE**  
*(9¼" W x 9" H x 4¼" D)*

Item No. 45309 • Suggested price: \$55.00



**TRAILER PARK**  
**with TWO TRAILERS**  
**& FLAG POLE with FLAG**  
*(each Trailer is 8" W x 3" H x 4" D)*  
 Item No. 45310 • Suggested price: \$58.00



**BANK**  
*(7½" W x 6" H x 6¼" D)*

Item No. 45311 • Suggested price: \$54.00



**HOSPITAL with FURNITURE**  
*(9" W x 6½" H x 8" D)*

Item No. 45312 • Suggested price: \$58.00



**CAPE COD HOUSES**  
*(5" W x 4" H x 4" D each; 2 per box)*  
 Item No. 45313 • Suggested price: \$54.00



**ROADSIDE STAND**  
*(7" W x 4" H x 3¼" D)*

Item No. 45314 • Suggested price: \$46.00



**APARTMENT BUILDING**  
*(9¼" W x 5" H x 5¼" D)*

Item No. 45315 • Suggested price: \$46.00



**HOUSE UNDER CONSTRUCTION**  
*(5" W x 4" H x 4" D)*

Item No. 45316 • Suggested price: \$46.00



**COVERED BRIDGE**  
*(11" W x 4" H x 4" D)*

Item No. 45317 • Suggested price: \$46.00



**UNION STATION**  
*(20" W x 5" H x 7" D)*

Item No. 45318 • Suggested price: \$46.00

**O**  
SCALE

PLASTICVILLE® U.S.A. KITS

# Plasticville®

U.S.A.



**TURNPIKE INTERCHANGE**  
(10" W x 4½" H x 11" D)  
Item No. 45601 • Suggested price: \$32.50



**WINDMILL with FARM MACHINERY**  
(10½" H x 2¾" W x 2¾" D)  
Item No. 45603 • Suggested price: \$26.50



**DAIRY BARN**  
(5½" H x 8½" W x 4½" D)  
Item No. 45602 • Suggested price: \$26.50



**FARM OUTBUILDINGS with ANIMALS**  
(Corn Crib 2 7/8" W x 2¼" H x 2¼" D,  
Chicken Coop 3¼" W x 2" H x 2½" D,  
Storage Shed 6 3/8" W x 2¼" H x 3" D)  
Item No. 45604 • Suggested price: \$22.00





**DINER**  
(9" W x 2 3/4" H x 3 1/4" D)  
Item No. 45605 • Suggested price: \$26.50



**FROSTY BAR**  
(5" W x 3 1/2" H x 4 1/2" D)  
Item No. 45606 • Suggested price: \$22.00



**SPLIT-LEVEL HOUSE**  
(10" W x 6 1/2" H x 4 1/2" D)  
Item No. 45607 • Suggested price: \$32.50



**CAPE COD HOUSES**  
(Each house is 5" W x 4" H x 4" D; 2 per box)  
Item No. 45608 • Suggested price: \$26.50



**POLICE STATION with POLICE CAR**  
(6 1/2" W x 5" H x 6 1/2" D)  
Item No. 45609 • Suggested price: \$26.50



**FIRE HOUSE with PUMPER TRUCK,  
LADDER TRUCK & FIRE CHIEF CAR**  
(6 1/2" W x 5" H x 6 1/2" D)  
Item No. 45610 • Suggested price: \$32.50

Some models on these pages have been weathered and painted for illustration purposes.





**SCHOOL HOUSE with PLAYGROUND EQUIPMENT**  
(9" W x 6" H x 3½" D)  
Item No. 45611 • Suggested price: \$29.00



**TRAILER PARK with 3 TRAILERS & FLAG POLE with FLAG**  
(8" W x 3" H x 4" D each)  
Item No. 45612 • Suggested price: \$27.00



**TOWN HALL**  
(10" W x 6½" D x 12" H)  
Item No. 45614 • Suggested price: \$32.50



**GREENHOUSE with FLOWERS**  
(4" W x 2½" H x 2⅞" D)  
Item No. 45615 • Suggested price: \$29.00



**MOTEL**  
(9½" W x 2¼" H x 5" D)  
Item No. 45616 • Suggested price: \$26.50

Some models on these pages have been weathered and painted for illustration purposes.



**ROADSIDE STAND**  
(7" W x 4" H x 3 1/4" D)  
Item No. 45621 • Suggested price: \$26.50



**TWO-STORY HOUSE**  
(9 3/4" W x 6" H x 5" D)  
Item No. 45622 • Suggested price: \$29.00



**SIGNAL BRIDGE**  
(9 1/4" W x 9" H x 4 1/4" D)  
Item No. 45623 • Suggested price: \$26.50



**TRESTLE BRIDGE**  
(17 1/4" W x 6 1/4" H x 4 1/2" D)  
Item No. 45975 • Suggested price: \$26.50



**UNION STATION**  
(20" W x 5" H x 7" D)  
Item No. 45976 • Suggested price: \$26.50



**LOADING PLATFORM & CROSSING SHANTY**  
(Loading Platform 8" W x 4" H x 3 1/2" D,  
Crossing Shanty 6" W x 4" H x 2 1/4" D)  
Item No. 45977 • Suggested price: \$29.00





**WATER TOWER**  
(7" H x 4" Diameter)

Item No. 45978 • Suggested price: \$22.00



**COALING STATION**  
(8" W x 13" H x 6" D)

Item No. 45979 • Suggested price: \$29.00



**CATHEDRAL**  
(7½" W x 10½" H x 6" D)

Item No. 45981 • Suggested price: \$26.50



**APARTMENT BUILDING**  
(9¼" W x 5" H x 5¼" D)

Item No. 45980 • Suggested price: \$29.00



**LOG CABIN with RUSTIC FENCE**  
(5½" W x 3" H x 3½" D)

Item No. 45982 • Suggested price: \$26.50







**HOBO JUNGLE with BOXCAR,  
TWO SHACKS and OUTHOUSE**  
(Box Car 7" W x 3" H x 3½" D, Shacks 3" W x 3" H x 3¼" D,  
Outhouse 3¼" W x 2½" H x 2⅛" D)  
Item No. 45983 • Suggested price: \$26.50



**RUSTIC FENCE**  
(12 sections, each 6" W x 1½" H)  
Item No. 45984 • Suggested price: \$21.00



**AIRPORT TERMINAL**  
(10" W x 8" H x 6½" D)  
Item No. 45985 • Suggested price: \$29.00



**AIRPORT HANGAR with AIRPLANES**  
(8½" W x 5¼" H x 7½" D)  
Item No. 45986 • Suggested price: \$29.00



**COVERED BRIDGE**  
(11" W x 4" H x 4" D)  
Item No. 45992 • Suggested price: \$29.00

Some models on these pages have been weathered and painted for illustration purposes.

**Large  
SCALE**

**THOMAS & FRIENDS™**

## Thomas' Christmas Delivery

*with international-style hook and loop couplers*

Item No. 90087 • Suggested price: \$529.00

Wearing a familiar cap and armed with his trusty snowplow, Thomas hauls two festively decorated cars to bring BIG holiday cheer to one and all. The *Thomas' Christmas Delivery* ready-to-run electric train set includes Thomas the Tank Engine™ (with hat, snowplow and moving eyes), open wagon with presents, coach, 5'4" x 4'3" oval of track (14 pieces), wall pack and speed controller, illustrated instruction manual, and DVD-format video instructions.



Thomas' Eyes  
Move Side to Side



Thomas' Eyes  
Move Side to Side

5'4" x 4'3"  
Oval of Track



Speed Controller  
with Plug-In Wiring



DVD Format  
Video Instructions



SETS ARE READY TO RUN AND PROTECTED BY BACHMANN'S EXCLUSIVE LIFETIME LIMITED WARRANTY.



5'4" x 4'3"  
Oval of Track



Speed Controller  
with Plug-In Wiring



DVD Format  
Video Instructions



## Thomas with Annie & Clarabel

*with international-style hook and loop couplers*

Item No. 90068 • Suggested price: \$499.00

Thomas and his loyal coaches Annie and Clarabel are carrying a number of very important passengers and you're invited to join in their adventures! A great way to begin your Large Scale *Thomas & Friends*™ collection, this ready-to-run electric train set



comes complete with Thomas the Tank Engine™ (with moving eyes), Annie coach, Clarabel coach, 5'4" x 4'3" oval of track (14 pieces), wall pack and speed controller, illustrated instruction manual, and DVD-format video instructions.



## Percy and the Troublesome Trucks

*with international-style hook and loop couplers*

Item No. 90069 • Suggested price: \$499.00

The Troublesome Trucks are needed for a hauling job, and Percy is there to make sure the work gets done without the trucks causing too much mischief! This ready-to-run electric train set comes complete with Percy the Small Engine (with moving eyes), Troublesome Truck #1, Troublesome Truck #2, a 5'4" x 4'3" oval of track (14 pieces), wall pack and speed controller, illustrated instruction manual, and DVD-format video instructions.



Percy's Eyes  
Move Side to Side



### LARGE SCALE THOMAS & FRIENDS™ LOCOMOTIVES

The locomotives in this section are equipped with moving eyes and international-style hook and loop couplers. Perform best on 4" diameter curves or greater.



THOMAS the TANK ENGINE™  
*(with moving eyes)*  
Item No. 91401 • Suggested price: \$299.00



THOMAS' SNOWPLOW  
Item No. 92101 • Suggested price: \$28.00

SET IS READY TO RUN AND PROTECTED BY BACHMANN'S EXCLUSIVE LIFETIME LIMITED WARRANTY.



5'4" x 4'3"  
Oval of Track




Speed Controller  
with Plug-In Wiring




DVD Format  
Video Instructions

LARGE SCALE THOMAS & FRIENDS™ LOCOMOTIVES (continued)



**PERCY the SMALL ENGINE**  
*(with moving eyes)*  
Item No. 91402 • Suggested price: \$299.00



**JAMES the RED ENGINE**  
*(with moving eyes)*  
Item No. 91403 • Suggested price: \$369.00



## LARGE SCALE THOMAS & FRIENDS™ LOCOMOTIVES (continued)



**EMILY**  
*(with moving eyes)*  
Item No. 91404 • Suggested price: \$409.00



**TOBY the TRAM ENGINE**  
*(with moving eyes)*  
Item No. 91405 • Suggested price: \$309.00

## LARGE SCALE THOMAS & FRIENDS™ ROLLING STOCK

The rolling stock in this section is equipped with international-style hook and loop couplers. Performs best on 4' diameter curves or greater.



**ANNIE COACH**  
Item No. 97001 • Suggested price: \$99.00



**CLARABEL COACH**  
Item No. 97002 • Suggested price: \$99.00



**EMILY'S COACH**  
Item No. 97003 • Suggested price: \$105.00



**EMILY'S BRAKE COACH**  
Item No. 97004 • Suggested price: \$105.00



LARGE SCALE THOMAS & FRIENDS™ ROLLING STOCK (continued)



**TROUBLESOME TRUCK #1**  
Item No. 98001 • Suggested price: \$99.00



**TROUBLESOME TRUCK #2**  
Item No. 98002 • Suggested price: \$99.00



**SODOR FUEL TANK**  
Item No. 98004 • Suggested price: \$89.00



**CARGO CAR**  
Item No. 98006 • Suggested price: \$89.00



**BRAKE VAN**  
Item No. 98008 • Suggested price: \$89.00



**TAR TANK**  
Item No. 98009 • Suggested price: \$89.00

## LARGE SCALE THOMAS & FRIENDS™ ROLLING STOCK (continued)



**S.C. RUFFEY**  
Item No. 98010 • Suggested price: \$89.00



**RASPBERRY SYRUP TANKER**  
Item No. 98011 • Suggested price: \$89.00



**OPEN WAGON - BLUE**  
Item No. 98012 • Suggested price: \$89.00



**OPEN WAGON - RED**  
Item No. 98013 • Suggested price: \$89.00  
*(HO model shown for illustrative purposes.)*



**CREAM TANKER**  
Item No. 98014 • Suggested price: \$89.00  
*(HO model shown for illustrative purposes.)*

## THOMAS & FRIENDS™ ACCESSORIES



**SIR TOPHAM HATT**  
*(3" H)*  
Item No. 42443  
Suggested price: \$12.50



**CONDUCTOR**  
*(3¼" H)*  
Item No. 42445  
Suggested price: \$15.50



**FARMER McCOLL**  
*(3¾" H)*  
Item No. 42448  
Suggested price: \$15.50

*RINGLING BROS. and BARNUM & BAILEY™* ROLLING STOCK



**JACKSON SHARP COACH #73**  
Item No. 92711 • Suggested price: \$145.00



**WATER TANK CAR**  
Item No. 92712 • Suggested price: \$119.00



**"PERFORMING ELEPHANTS"  
TABLEAU WAGON on FLAT CAR #107**  
Item No. 92713 • Suggested price: \$135.00



**"LADY ARTISTS"  
TABLEAU WAGON on FLAT CAR #108**  
Item No. 92714 • Suggested price: \$135.00



**TIGER BOX CAR #32**  
Item No. 92715 • Suggested price: \$105.00



**BOBBER CABOOSE #4**  
Item No. 92717 • price to be announced



Large  
SCALE

RINGLING BROS. AND BARNUM & BAILEY™  
AND LI'L BIG HAULERS®

## Ringling Bros. and Barnum & Bailey™

Item No. 90083 • Suggested price: \$599.00

While many circuses were able to expand in the 1900s because of the efficiency of rail transportation, it was only the merger of Ringling Brothers and Barnum & Bailey in 1919 that created a colossal train of over 90 cars! The world-famous *Ringling Bros. and Barnum & Bailey Circus®* has joined with Bachmann to let you experience all the excitement of *The Greatest Show On Earth®* as it travels by rail. This ready-to-run electric train set comes complete with a 4-6-0 steam locomotive (with operating headlight, smoke, and speed-synchronized sound), coal tender, performers' car, elephant stock car, flat car with vintage wagons, circus lion and tiger, 8'2" x 4'3" oval of track (20 pieces), power pack and speed controller, illustrated "Bach Man" instruction manual, and DVD-format video instructions.



*Note: Sound system and passenger car lights (if applicable) require one 9V battery each for operation. Batteries are not included.*

## Li'l Big Top

Item No. 90194 • price to be announced

Ladies and gentlemen and children of all ages will enjoy BIG circus fun with *Li'l Big Top!* Featuring vintage *Ringling Bros. & Barnum & Bailey™* graphics, the *Li'l Big Top* ready-to-run train set comes complete with a steam locomotive with operating headlight and coal tender, colorful gondola and caboose circus cars, hook-and-loop couplers on locomotive and cars, 4'3" circle of steel alloy track (12 pieces), power pack and speed controller, and illustrated instruction manual.

NEW



**RINGLING BROS. AND BARNUM & BAILEY™  
AND LI'L BIG HAULERS®**

**Large  
SCALE**



Speed Controller  
with Plug-In Wiring



DVD-Format  
Video Instructions



Includes one each circus lion and tiger.



Speed Controller  
with Plug-In Wiring

© Feld Entertainment, RINGLING BROS. AND BARNUM & BAILEY and THE GREATEST SHOW ON EARTH are trademarks of and are used under license from Ringling Bros.-Barnum & Bailey Combined Shows, Inc. All rights reserved. [www.Ringling.com](http://www.Ringling.com)

Large  
SCALE

LI'L BIG HAULERS®



Featuring a compact size and colorful designs, Bachmann's ready-to-run electric *Li'l Big Haulers*® sets are the perfect introduction to Large Scale model railroading. There's also a full selection of colorful separate-sale *Li'l Big Haulers*® locomotives with tenders, tank engines, hoppers, tankers, coaches, baggage cars, and cabooses. Get started on BIG railroading fun with *Li'l Big Haulers*®!

## Fast Freight

Item No. 90196 • Suggested price: \$289.00

Get on the fast track to fun with the *Fast Freight* train set. The *Fast Freight* ready-to-run set comes complete with a steam locomotive with operating headlight, three colorful freight cars, hook-and-loop couplers on locomotive and all cars, 4'3" circle of steel alloy track (12 pieces), power pack and speed controller, and illustrated instruction manual.





## Short Line Special

Item No. 90197 • Suggested price: \$289.00

It's all aboard for an exciting trip 'round the rails with the *Short Line Special*. The *Short Line Special* ready-to-run train set comes complete with a steam locomotive with operating headlight and tender, two colorful passenger cars, hook-and-loop couplers on locomotive and all cars, 4'3" circle of steel alloy track (12 pieces), power pack and speed controller, and illustrated instruction manual.



## North Pole Express

Item No. 90198 • Suggested price: \$289.00

Delivering Christmas cheer straight from Santa's workshop to your home is the very merry *North Pole Express*. The *North Pole Express* ready-to-run train set comes complete with a steam locomotive with operating headlight and tender, two festive freight cars, hook-and-loop couplers on locomotive and all cars, 4'3" circle of steel alloy track (12 pieces), power pack and speed controller, and illustrated instruction manual.



## L'I'L BIG HAULERS® 0-4-0 LOCOMOTIVES with OPERATING HEADLIGHT



LOCOMOTIVE with TENDER - SHORT LINE RAILROAD  
Item No. 91498 • Suggested price: \$139.00



TANK ENGINE - SHORT LINE RAILROAD  
Item No. 91499 • Suggested price: \$109.00

## L'I'L BIG HAULERS® SEPARATE-SALE ROLLING STOCK

### BAGGAGE CAR

Suggested price: \$52.00 each



SHORT LINE RAILROAD - RED  
with BLACK ROOF  
Item No. 97088



SHORT LINE RAILROAD - GREEN  
with BLACK ROOF  
Item No. 97092



SHORT LINE RAILROAD - YELLOW  
with SILVER ROOF  
Item No. 97096

### COACH

Suggested price: \$52.00 each



SHORT LINE RAILROAD - RED  
with BLACK ROOF  
Item No. 97089



SHORT LINE RAILROAD - GREEN  
with BLACK ROOF  
Item No. 97093



SHORT LINE RAILROAD - YELLOW  
with SILVER ROOF  
Item No. 97097

LIL' BIG HAULERS® SEPARATE-SALE ROLLING STOCK  
(continued)



TANK CAR

Suggested price: \$52.00 each



BUD'S CHOCOLATE SAUCE  
Item No. 98088



SPECTRUM® PAINTS  
Item No. 98089



NORTH STAR  
Item No. 98098

HOPPER CAR

Suggested price: \$41.00 each



JUMPIN' JACK'S JELLY BEANS  
Item No. 98090



KING COAL  
Item No. 98091



GOLDEN NUGGET MINING COMPANY  
Item No. 98097

CABOOSE

Suggested price: \$52.00 each



SHORT LINE RAILROAD - BLUE  
with SILVER ROOF  
Item No. 98086



SHORT LINE RAILROAD - YELLOW  
with BLACK ROOF  
Item No. 98087



SHORT LINE RAILROAD - GREEN  
with BLACK ROOF  
Item No. 98099



### North Woods Logger

Item No. 90122 • price to be announced

Hauling a load of fresh-cut timber from deep in the Northern woods to the blades of a waiting sawmill is the *North Woods Logger*. The pride of the North Woods Lumber Company, our Logger features an industrial 2-6-0 Mogul with prototypical detailing. The *North Woods Logger* comes complete with a 2-6-0 Mogul steam locomotive (with operating headlight, smoke and chuff sound), tender with wood load, 20' flat car with logs, logging caboose, 5'4" x 4'3" oval of track (14 pieces), power pack with speed controller, illustrated "Bach Man" instruction manual, and DVD-format video instructions.



### The Plainsman

Item No. 90078 • Suggested price: \$450.00

Crossing the plains of the American West was a formidable task in the early days of the nation. Making the journey faster and less dangerous, pioneer wagon trains gave way to the Iron Horse in the 1860s. Our *Plainsman* set represents one of these early travelers of the West and features a Union Pacific® 4-6-0 steam locomotive (with operating headlight, smoke, and speed-synchronized sound), coal tender, stock car, bobber caboose, 5'4" x 4'3" oval of track (14 pieces), engineer and fireman figures, power pack and speed controller, illustrated "Bach Man" instruction manual, and DVD-format video instructions.



*Note: Sound system and passenger car lights (if applicable) require one 9V battery each for operation. Batteries are not included.*

# ELECTRIC TRAIN SETS

# Large SCALE



5'4" x 4'3"  
Oval of Track



Speed Controller  
with Plug-In Wiring



DVD-Format  
Video Instructions



5'4" x 4'3"  
Oval of Track



Speed Controller  
with Plug-In Wiring



DVD-Format  
Video Instructions



### Silverado

Item No. 90050 • Suggested price: \$525.00

In the years following the Civil War, the Wild West offered hope to a recovering nation. The Comstock Lode promised much-needed wealth to help fund the reconstruction of the Union, but a railroad was needed to carry passengers and freight from remote silver mines to the boomtowns that sprang up around them. The Virginia & Truckee Railroad Company answered the call with trains like our *Silverado*. This ready-to-run electric train set comes complete with a 4-6-0 steam locomotive (with operating headlight, smoke, and speed-synchronized sound), tender with wood load, combine with operating door and lighted interior, observation car with lighted interior and drumhead, 8'2" x 4'3" oval of track (20 pieces), power pack and speed controller, illustrated "Bach Man" instruction manual, and DVD-format video instructions.



Speed Controller  
with Plug-In Wiring



DVD-Format  
Video Instructions

*Note: Sound system and passenger car lights (if applicable) require one 9V battery each for operation. Batteries are not included.*





8'2" x 4'3"  
Oval of Track

Speed Controller  
with Plug-In Wiring

DVD Format  
Video Instructions



## Mountaineer

Item No. 90048 • Suggested price: \$525.00

Beginning construction in the mountains of post-Civil War Tennessee, the East Tennessee and Western North Carolina Railroad Company was known locally as the "Eat Taters and Wear No Clothes" railroad. Narrow gauge operations began in 1881, and after nearly 60 years of operation, developing interstate highway systems and the torrential rains of 1940 worked to bring about the railroad's demise. Following a series of purchases and acquisitions (singing cowboy Gene Autry once owned an ET&WNC

locomotive), the railroad was resurrected in 1956, going on to become one of North Carolina's favorite travel attractions. Our *Mountaineer* passenger set comes complete with a 4-6-0 steam locomotive (with operating headlight, smoke, and speed-synchronized sound), coal tender, coach with lighted interior, and observation car with lighted interior. The set also includes an 8'2" x 4'3" oval of track (20 pieces), power pack and speed controller, illustrated "Bach Man" instruction manual, and DVD-format video instructions.

### White Christmas® Express

Item No. 90076 • Suggested price: \$525.00

Create a festive scene under your tree with this colorful Yuletide set. With a full head of steam in the boiler, your passengers will be transported on a magical holiday adventure aboard the *White Christmas® Express*. The *White Christmas® Express* comes complete with a 4-6-0 steam locomotive (with operating headlight, smoke, and speed-synchronized sound), tender with wood load, combine with operating door and lighted interior, coach car with lighted interior, 8'2" x 4'3" oval of track (20 pieces), power pack and speed controller, illustrated "Bach Man" instruction manual, and DVD-format video instructions.



### Night Before Christmas™

Item No. 90037 • Suggested price: \$475.00

Perhaps there is no other gift more fun to find under the Christmas tree than a brand new train. Delivering its promise of magic and delight is the *Night Before Christmas™* train set. The *Night Before Christmas™* comes complete with a 4-6-0 steam locomotive (with operating headlight, smoke, and speed-synchronized sound), tender with coal load, gondola, bobber caboose, and Santa figure. Also included are a 5'4" x 4'3" oval of track (14 pieces), power pack and speed controller, illustrated "Bach Man" instruction manual, and DVD-format video instructions.



*Note: Sound system and passenger car lights (if applicable) require one 9V battery each for operation. Batteries are not included.*



# ELECTRIC TRAIN SETS

# Large SCALE



8'2" x 4'3"  
Oval of Track



Speed Controller  
with Plug-In Wiring



DVD-Format  
Video Instructions



5'4" x 4'3"  
Oval of Track



Speed Controller  
with Plug-In Wiring



DVD-Format  
Video Instructions



## 1:29 Peter Witt Streetcar (DCC Ready)

Performs best on 4' diameter curves or greater.

Suggested price: \$419.00 each

### Features include:

- DCC ready with factory-installed 21-pin and 8-pin sockets for DCC decoder installation of your choice
- can be operated on track power or overhead wire (trolley wheel compatible with LGB overhead wire)
- sound ready with factory-installed speaker
- precision can motor
- LED headlight and rear stop light
- interior lighting
- manually operated front and rear bi-fold doors
- painted interior with seats
- photo-etched brass safety screen per prototype



LOS ANGELES RAILWAY  
Item No. 91702

**NEW**



BALTIMORE TRANSIT CO.  
Item No. 91701

**NEW**



CHICAGO SURFACE LINES  
Item No. 91704

**NEW**



TORONTO  
Item No. 91703

**NEW**

## Streetcars

Performs best on 4' diameter curves or greater.



**OPEN STREETCAR - UNITED TRACTION #504**  
(yellow)

*With motorman and conductor figures, interior lighting,  
diode directional headlights, and flip-over seats.*  
Item No. 93938 • Suggested price: \$199.00



**CHRISTMAS STREETCAR**

*With interior lighting and diode directional headlights.*  
Item No. 93942 • Suggested price: \$239.00

## Hand Car

*This self-propelled car features skew-wound motors  
and all-gear drive. The car and trailer can be uncoupled if desired.*  
Performs best on 4' diameter curves or greater.



**HAND CAR with TRAILER - GRAY**

*Complete with three crew figures and an assortment  
of separately molded "track gang" tools.*  
Item No. 96201 • Suggested price: \$159.00



Have a question? You can  
"Ask the Bach Man" on  
our message board at  
[www.bachmanntrains.com!](http://www.bachmanntrains.com!)

*The "Annie" Is Now Even Better with Metal Gears and an Updated Lead Truck!*

### Anniversary Edition 4-6-0 Steam Locomotive

Performs best on 4' diameter curves or greater.

Suggested price: 450.00 each

Since introducing the *Big Haulers*® line in 1987, we have continued to offer advancements and new directions for Large Scale model railroading. With many improvements over the years and its operating headlight, smoke, and speed-synchronized sound (9v battery required for sound operation; not included), the

4-6-0 has helped bring the hobby of model railroading to people around the world. Now with over 25 years of service and with more than 1 million sold, the 4-6-0 is the backbone of our Large Scale line, providing motive power to Bachmann *Big Haulers*® sets. Nicknamed the "Annie" by posters on the "Ask the Bach Man" message board at [www.bachmanntrains.com](http://www.bachmanntrains.com), this improved anniversary edition of the 4-6-0 Steam Locomotive boasts metal gears and an updated lead truck. Combining these features with metal siderods, separate piping, and all metal handrails, this 4-6-0 is a locomotive that Mr. Baldwin & Company would be proud to call their own.



EAST BROAD TOP #10  
Item No. 91601



DENVER & RIO GRANDE WESTERN™ #178  
(Bumble Bee)  
Item No. 91602




RIO GRANDE SOUTHERN™ #25  
Item No. 91603





# Anniversary Edition 4-6-0 Steam Locomotive

(continued)




SOUTH PACIFIC COAST #22  
Item No. 91604



DENVER & RIO GRANDE™ #10  
Item No. 91605



ET & WNC #11  
Item No. 91606



PAINTED, UNLETTERED - BLACK  
Item No. 91607

### 1:20.3 Baldwin Industrial 2-6-0 Mogul Steam Locomotive with Tender

Performs best on 4' diameter curves or greater.

Suggested price: \$350.00 each

Modeled after a standard Baldwin steamer, these locomotives were used for a variety of applications throughout the first half of the 20th century. Ideal for indoor and outdoor railroads, the 2-6-0 Mogul returns to the *Big Haulers*® lineup loaded with many finely detailed prototypical features.

**Features include:**

- updated lead truck
- polarity switch for operation according to NMRA standards or large scale model railroading practices
- smoke and chuff sound (9v battery required for sound operation; not included)
- operating front and rear LED lights
- die-cast locomotive chassis, side rods, and valve guides
- metal handrail, grab iron details, and smoke box supports
- metal wheels
- detailed builder's plate
- all-wheel tender pickup
- precision can motor
- separate piping detail
- detailed cab interior with working firebox door



MIDWEST QUARRY & MINING CO. #3  
Item No. 91552



COLORADO MINING CO. #2  
Item No. 91554



YELLOW PINE LUMBER CO. #19  
Item No. 91556



## 1:20.3 2-4-2 Steam Locomotive

Performs best on 4' diameter curves or greater.

Suggested price: \$399.00 each

Baldwin built the 2-4-2 for domestic use as well as export around the world. The "Lyn" model, named after the Lyn River in Britain, was the only American-manufactured locomotive used by the Southern Railway in England. Our updated DCC-ready model has a socket and factory-installed speaker to let you add the plug-in 8-pin DCC decoder and sound module of your choice.

### Features include:

- ready for decoder installation of your choice
- sound ready with factory-installed speaker
- operating headlight or headlamp per prototype
- metal gearbox
- metal bearings
- all-metal wheels



LYN - SOUTHERN  
Item No. 91196



PAINTED, UNLETTERED - BLACK  
Item No. 91197



PAINTED, UNLETTERED - BLACK with RED  
WINDOWS and WHITE PINSTRIPES  
Item No. 91198



PAINTED, UNLETTERED - GREEN & BLACK with  
WHITE PINSTRIPES  
Item No. 91199





### JACKSON SHARP PASSENGER CARS with TRACK-POWERED LIGHTING

*Ride in style! These classic passenger cars feature track-powered interior lighting and metal handrails.*



**OBSERVATION**  
*White Pass & Yukon*  
Item No. 89394 • Suggested price: \$142.00



**COACH**  
PAINTED, UNLETTERED - OLIVE with GOLD LINING  
Item No. 89399 • Suggested price: \$130.00

### TANK CAR

Suggested price: \$105.00 each



**TEXACO**  
Item No. 93432



**TIDEWATER**  
Item No. 93433



**GRAMPS**  
Item No. 93445



PAINTED, UNLETTERED - BLACK  
Item No. 93470



**DURANGO & SILVERTON #0474**  
"FIRE SUPPRESSION"  
Item No. 93471

## REEFER

Suggested price: \$95.00 each

**NEW**

**BERKSHIRE BREWING COMPANY - GOLDEN SPIKE**  
*(not shown)*  
Item No. 93265



**DAIRYMEN'S LEAGUE**  
Item No. 93266  
*(On30 model shown for illustrative purposes)*



**BERKSHIRE HAM & BACON**  
Item No. 93268

## BOX CAR

Suggested price: \$95.00 each



**EAST TENNESSEE & WESTERN NORTH CAROLINA**  
Item No. 93320



**COLORADO & SOUTHERN**  
Item No. 93324



**EAST BROAD TOP**  
Item No. 93330

### HOPPER

Suggested price: \$95.00 each



**SOUTHERN**  
Item No. 98204



**PEABODY**  
Item No. 98229



**PAINTED, UNLETTERED - RED**  
Item No. 98270

---

### STOCK CAR

Suggested price: \$99.00 each



**UNION PACIFIC®**  
Item No. 98101



**EAST TENNESSEE  
& WESTERN NORTH CAROLINA**  
Item No. 98120



All Bachmann  
Large Scale rolling  
stock is equipped with  
metal wheels



## 1:20.3 LARGE SCALE LOG SKIDDERS



**NON-OPERATING LOG SKIDDER**  
Item No. 92699 • Suggested price: \$75.00



**NON-OPERATING LOG SKIDDER and CRATE on 20' LOG CAR**  
Item No. 95699 • Suggested price: \$139.00

## LOG CARS

Suggested price: \$95.00 each



**FLAT CAR with LOGS**  
*(painted, unlettered)*  
Item No. 98470



**SKELETON LOG CAR with LOGS**  
*(painted, unlettered)*  
Item No. 98490

## 1:20.3 SCALE ORE CARS

Suggested price: \$69.00 each

These side-dump cars feature metal underframes and are packed one to a box.



**SIDE-DUMP CAR - BROWN**  
Item No. 92502



**SIDE-DUMP CAR - BLACK**  
Item No. 92503



**V-DUMP CAR**  
Item No. 92504

# Large SCALE

## ROLLING STOCK AND STEEL ALLOY TRACK

### BOBBER CABOOSE

Suggested price: \$77.00 each



**DENVER & RIO GRANDE**  
Item No. 93106



**ET & WNC**  
Item No. 93120



**EAST BROAD TOP**  
Item No. 93130



**DENVER & RIO GRANDE WESTERN™**  
Item No. 93148

### EIGHT-WHEEL CABOOSE with CENTER CUPOLA & INTERIOR

Suggested price: \$135.00



**EAST BROAD TOP**  
Item No. 93827


### STEEL ALLOY TRACK (for indoor use only)



**MANUAL TURNOUT - LEFT**  
Item No. 94351  
Suggested price: \$53.00



**MANUAL TURNOUT - RIGHT**  
Item No. 94352  
Suggested price: \$53.00



**90 DEGREE CROSSING**  
Item No. 94358 • Suggested price: \$63.00

To build a "figure 8" using the 90 degree crossing shown above, the following track sections are required:  
4 straight sections - Item No. 94511,  
and 18 curved sections - Item No. 94501.



**TRACK BY THE BOX**  
Suggested price:  
Item No. 94501 4' DIAMETER CURVE (4 pieces per box) \$42.00  
Item No. 94511 1' STRAIGHT (4 pieces per box) \$42.00



**TRACK BY THE CARTON**  
Suggested price:  
Item No. 94601 4' DIAMETER CURVE (50 pieces per carton) \$345.00  
Item No. 94611 1' STRAIGHT (50 pieces per carton) \$345.00

# BRASS TRACK AND ACCESSORIES

# Large SCALE

## BRASS TRACK *(for indoor and outdoor use)*

Plastic ties made with ultraviolet stabilizer to preserve them in heat and sunlight.



**1' STRAIGHT**  
*(12 per box)*

Item No. 94651 • Suggested price: \$162.00



**3' STRAIGHT**  
*(12 per box)*

Item No. 94652 • Suggested price: \$415.00




**5' STRAIGHT**  
*(6 per box)*

Item No. 94660 • Suggested price: \$340.00



**4' DIAMETER CURVE**  
*(12 per box)*

Item No. 94653 • Suggested price: \$162.00



**5' DIAMETER CURVE**  
*(12 per box)*

Item No. 94654 • Suggested price: \$215.00



**8' DIAMETER CURVE**  
*(16 per box)*

Item No. 94655 • Suggested price: \$330.00

### STAINLESS STEEL HEX SCREWS

*(25 per bag)*

Item No. 94656

Suggested price: \$9.00



### POWER CONNECTOR

Item No. 94662 • Suggested price: \$14.99




- connects power to all Code 332 track with screw clamps
- for indoor and outdoor use

### BRASS RAIL JOINERS

*(24 per bag)*

Item No. 94657

Suggested price: \$18.00





## METAL WHEEL SETS (4 per card)

Suggested price: \$28.00 each



**LARGE**  
31.0 mm  
Item No. 92421



**SMALL**  
24.5 mm  
Item No. 92422


## LARGE SCALE E-Z RIDERS™



with **BALL-BEARING ROLLERS**  
(full electrical pick-up; 4 per pack)  
Item No. 92423  
Suggested price: \$80.00



without **ball-bearing rollers**  
(full electrical pick-up; 4 per pack)  
Item No. 92424  
Suggested price: \$42.00



**A-FRAME BRIDGE**  
Item No. 96229 • Suggested price: \$49.00


## TEN-PIECE TRESTLE SET

Item No. 96221 • Suggested price: \$34.00



## OPERATING CROSSING GATE

Item No. 96214 • Suggested price: \$65.00



**BUMPERS**  
(2 per box)  
Item No. 94690 • Suggested price: \$26.00

**FIGURES**

Suggested price: \$10.50 each



**CONDUCTOR**  
**STATION AGENT with HAT & COAT**  
**FIREMAN with SHOVEL**  
**CONDUCTOR with BLUE UNIFORM**

Item No. 92311  
 Item No. 92313  
 Item No. 92316  
 Item No. 92333



**KNUCKLE COUPLERS**

**ONE PAIR** • Item No. 92419 • Suggested price: \$9.25  
**SIX PAIRS** • Item No. 92420 • Suggested price: \$31.00



**TRACK TOOLS**

Item No. 92411 • Suggested price: \$10.50



**TELEPHONE POLES**

(12 per pack)  
 Item No. 92200 • Suggested price: \$18.50



**ACCESSORIES**

Suggested price: \$10.50 each

**TWO CHICKEN CRATES**  
**SIX MILK CANS (two styles)**  
**FOUR BARRELS**  
**ONE TRUNK**  
**ONE HAND TRUCK**

Item No. 92412  
 Item No. 92413  
 Item No. 92416  
 Item No. 92417  
 Item No. 92418



**CHRISTMAS CROSS-BUCKS**

(2 per card)  
 Item No. 92202 • Suggested price: \$13.25

ROADSIDE U.S.A.™ BUILDINGS

Take a fun trip along America's back roads with Roadside U.S.A.™ buildings! Resin construction.



Scenery elements not included.



**NEW**

**AIRPLANE GAS STATION**  
(6 $\frac{1}{8}$ " W x 6 $\frac{3}{4}$ " D x 2" H)

Item No. 35201 • Suggested price: \$80.00



**NEW**

**THE COFFEE POT**  
(2 $\frac{1}{8}$ " W x 3 $\frac{3}{8}$ " D x 3 $\frac{1}{2}$ " H)

Item No. 35202 • Suggested price: \$50.00



**NEW**

**ICE CREAM STAND**  
(2 $\frac{1}{2}$ " W x 4" D x 3" H)

Item No. 35203 • Suggested price: \$50.00

HO SCALE BUILDINGS

Add a realistic dimension to your layout with these metal or resin industrial and residential buildings.



**MIXING HOPPER**  
(4 $\frac{1}{4}$ " W x 2 $\frac{1}{2}$ " D x 8" H)  
Item No. 35101  
Suggested price: \$53.00



**WELDED STORAGE TANK**  
(1 $\frac{1}{2}$ " W x 1 $\frac{1}{8}$ " D x 2 $\frac{1}{4}$ " H)  
Item No. 35102  
Suggested price: \$16.00



**MATERIAL CONVEYOR**  
(12" W x 8" D x 5 $\frac{1}{2}$ " H)  
Item No. 35103  
Suggested price: \$64.00



**INDUSTRIAL SILO**  
(2" W x 1 $\frac{1}{2}$ " D x 8" H)  
Item No. 35104  
Suggested price: \$54.00



**RESIDENTIAL BUILDING SITE**  
Includes roof trusses, ladders, cinder blocks, and bricks  
(5 $\frac{3}{4}$ " W x 4 $\frac{1}{2}$ " D x 3 $\frac{3}{4}$ " H)  
Item No. 35105  
Suggested price: \$91.00



**SECTION HOUSE**  
(2" W x 1 $\frac{1}{2}$ " D x 1 $\frac{3}{8}$ " H)  
Item No. 35106  
Suggested price: \$12.50



# HO SCALE BUILDINGS

SCENE  
SCAPES™

## ROADSIDE U.S.A.™ BUILDINGS (continued)



**NEW**

### SOMBRERO RESTAURANT

(5 7/8" W x 5 1/8" D x 4" H)

Item No. 35204 • Suggested price: \$50.00



**NEW**

### TEEPEE HOTEL

(includes two teepees and arrow)

Teepees (each) 3 1/4" W x 3 1/2" D x 4" H

Arrow 1 1/4" W x 4" D x 6 1/2" H

Item No. 35205 • Suggested price: \$80.00

Scenery elements not included.

## HO SCALE BUILDINGS (continued)



### SITE OFFICE

(5 1/2" W x 2 1/2" D x 1 3/8" H)

Item No. 35107 • Suggested price: \$46.00



### PORTABLE OFFICE

(4 3/4" W x 1 1/4" D x 1 5/8" H)

Item No. 35108 • Suggested price: \$40.00



**NEW**

### PUMP STATION

(5 1/4" W x 3" D x 2" H)

Item No. 35109

Suggested price: \$49.00



**NEW**

### FUEL STORAGE TANK

(4 1/2" W x 3" D x 2 1/2" H)

Item No. 35110

Suggested price: \$59.00



**NEW**

### ELECTRICAL SUBSTATION

(8" W x 3" D x 3" H)

Item No. 35111

Suggested price: \$68.00

Note: Unless otherwise noted, accessories shown are not included with buildings.

HO FALSE-FRONT RESIN BUILDINGS

SceneScapes™ HO scale False-Front Resin Buildings have realistic details and colors to let you add space-saving buildings to your railroad.



**HO SCALE UNITED TRUST BANK**  
(6<sup>7</sup>/<sub>8</sub>" W x 1<sup>1</sup>/<sub>8</sub>" D x 4<sup>1</sup>/<sub>2</sub>" H)  
Item No. 35001 • Suggested price: \$64.00



**HO SCALE WINDSOR HOTEL**  
(6<sup>3</sup>/<sub>4</sub>" W x 1<sup>1</sup>/<sub>2</sub>" D x 5<sup>7</sup>/<sub>8</sub>" H)  
Item No. 35002 • Suggested price: \$74.00



**HO SCALE FOUR-STORY PARKING GARAGE**  
Includes photo background of garage interior  
(12" W x 3<sup>7</sup>/<sub>8</sub>" D x 6<sup>1</sup>/<sub>2</sub>" H)  
Item No. 35003 • Suggested price: \$121.00



**HO SCALE REGAL CINEMA**  
(6<sup>1</sup>/<sub>8</sub>" W x 2" D x 7<sup>1</sup>/<sub>8</sub>" H)  
Item No. 35004 • Suggested price: \$89.00



**HO SCALE HOBBY STORE**  
Includes photo background of shop interior  
(7<sup>7</sup>/<sub>8</sub>" W x 1<sup>1</sup>/<sub>8</sub>" D x 3<sup>7</sup>/<sub>8</sub>" H)  
Item No. 35005 • Suggested price: \$68.00



**HO SCALE INDUSTRIAL SUPPLY WAREHOUSE**  
Bay 2 and 4 metal roller doors supplied as separate parts  
(10<sup>3</sup>/<sub>4</sub>" W x 2<sup>1</sup>/<sub>4</sub>" D x 5<sup>1</sup>/<sub>8</sub>" H)  
Item No. 35006 • Suggested price: \$74.00



**HO SCALE MERCHANTS HALL**  
(10" W x 3<sup>1</sup>/<sub>4</sub>" D x 4<sup>3</sup>/<sub>4</sub>" H)  
Item No. 35007 • Suggested price: \$50.00



**HO SCALE THREE-STORY WAREHOUSE**  
(8<sup>3</sup>/<sub>4</sub>" W x 2" D x 7" H)  
Item No. 35008 • Suggested price: \$69.00

Note: Unless otherwise noted, accessories shown are not included with buildings.

# N SCALE FALSE-FRONT RESIN BUILDINGS

SCENE  
SCAPES™

## N SCALE FALSE-FRONT RESIN BUILDINGS


SceneScapes™ N scale False-Front Resin Buildings have realistic details and colors to let you add space-saving buildings to your railroad.



**N SCALE THREE-STORY WAREHOUSE**  
( $4\frac{1}{4}$ " W x 1" D x  $3\frac{1}{4}$ " H)  
Item No. 35051 • Suggested price: \$39.00



**N SCALE FARMFRESH DAIRY**  
( $3\frac{1}{2}$ " W x  $\frac{1}{2}$ " D x  $1\frac{3}{8}$ " H)  
Item No. 35052 • Suggested price: \$39.00



**N SCALE FOUR-STORY PARKING GARAGE**  
( $6\frac{1}{4}$ " W x  $1\frac{7}{8}$ " D x  $3\frac{1}{8}$ " H)  
Item No. 35053 • Suggested price: \$79.00



**N SCALE REGAL CINEMA**  
(3" W x 1" D x  $3\frac{1}{2}$ " H)  
Item No. 35054 • Suggested price: \$47.00



**N SCALE HOBBY STORE**  
Includes photo background of shop interior  
( $3\frac{3}{4}$ " W x  $\frac{7}{8}$ " D x  $1\frac{7}{8}$ " H)  
Item No. 35055 • Suggested price: \$42.00



**N SCALE MERCHANTS HALL**  
( $4\frac{3}{4}$ " W x  $\frac{1}{2}$ " D x  $2\frac{3}{8}$ " H)  
Item No. 35056 • Suggested price: \$37.00





## MINIATURE FIGURES

### HO FIGURE SETS

Suggested price: \$10.50 each



**WAITING PASSENGERS**  
Item No. 42330



**SITTING FIGURES**  
Item No. 42331



**STANDING FIGURES**  
Item No. 42332



**TRAIN CREW**  
Item No. 42333



**WORK CREW**  
Item No. 42334



**OLD WEST FIGURES**  
Item No. 42335



**PEOPLE AT LEISURE**  
Item No. 42339



**TRAIN WORK CREW**  
Item No. 42341



**SITTING PASSENGERS**  
Item No. 42342

## HO and O MINIATURE FIGURES



**CITY PEOPLE with MOTORCYCLE**

HO Scale • Item No. 33101 • Suggested price: \$11.50

O Scale • Item No. 33151 • Suggested price: \$16.00



**COWS - BROWN & WHITE**

HO Scale • Item No. 33102 • Suggested price: \$11.50

O Scale • Item No. 33152 • Suggested price: \$16.00



**COWS - BLACK & WHITE**

HO Scale • Item No. 33103 • Suggested price: \$11.50

O Scale • Item No. 33153 • Suggested price: \$16.00



**POLICE SQUAD**

HO Scale • Item No. 33104 • Suggested price: \$11.50

O Scale • Item No. 33154 • Suggested price: \$16.00



**CONSTRUCTION WORKERS**

HO Scale • Item No. 33105 • Suggested price: \$11.50

O Scale • Item No. 33155 • Suggested price: \$16.00



**MAINTENANCE WORKERS**

HO Scale • Item No. 33106 • Suggested price: \$11.50

O Scale • Item No. 33156 • Suggested price: \$16.00



**CATS with GARBAGE CAN**

HO Scale • Item No. 33107 • Suggested price: \$11.50

O Scale • Item No. 33157 • Suggested price: \$16.00



**DOGS with FIRE HYDRANT**

HO Scale • Item No. 33108 • Suggested price: \$11.50

O Scale • Item No. 33158 • Suggested price: \$16.00

HO and O MINIATURE FIGURES (continued)



**STROLLING PEOPLE**

HO Scale • Item No. 33109  
Suggested price: \$11.50  
  
O Scale • Item No. 33159  
Suggested price: \$16.00



**STANDING PLATFORM PASSENGERS**

HO Scale • Item No. 33110  
Suggested price: \$11.50  
  
O Scale • Item No. 33160  
Suggested price: \$16.00



**SEATED PLATFORM PASSENGERS**

HO Scale • Item No. 33111  
Suggested price: \$11.50  
  
O Scale • Item No. 33161  
Suggested price: \$16.00



**BUSINESSMEN**

HO Scale • Item No. 33112  
Suggested price: \$11.50  
  
O Scale • Item No. 33162  
Suggested price: \$16.00



**MECHANICS**

HO Scale • Item No. 33113  
Suggested price: \$11.50  
  
O Scale • Item No. 33163  
Suggested price: \$16.00




**BUILDING SITE ACCESSORIES**

HO Scale • Item No. 33114  
Suggested price: \$11.50  
  
O Scale • Item No. 33164  
Suggested price: \$16.00

SCENESCAPES™ GRASS MATS

SceneScapes™ Grass Mats roll out to create an instant base for landscaping and scenery. Reusable and non-shedding with heavy-duty paper backing, these mats are for use with train layouts, model scenes, dioramas, and craft projects.



**GRASS MAT - 100" x 50"**  
(covers 4' x 8' sheet of plywood)  
Item No. 32901  
Suggested price: \$27.00



**GRASS MAT - 50" x 34"**  
(covers 4' x 2.5' sheet of plywood)  
Item No. 32902  
Suggested price: \$12.50



SCENESCAPES™ TREES

Bring your urban or countryside railroad to life with realistic *SceneScapes™* trees by Bachmann. Create your own grove or blanket a hillside in dense forest with deciduous and coniferous trees offered in a variety of sizes. Though suitable for all scales, the most common size/scale association is denoted in parentheses after each description (N, HO, or O). Please note the number of trees per box may vary from the photos as shown. The number of trees contained in each box is also indicated in parentheses.

- for use with all train layouts
- realistic colors
- size assortment for added realism



**3"- 4" PINE TREES (N)**  
*(9 per box)*  
 Item No. 32101  
 Suggested price: \$16.00

**5"- 6" PINE TREES (HO)**  
*(6 per box)*  
 Item No. 32001  
 Suggested price: \$15.00

**8"-10" PINE TREES (O)**  
*(3 per box)*  
 Item No. 32201  
 Suggested price: \$20.50



**3"- 4" PINE TREES with SNOW (N)**  
*(9 per box)*  
 Item No. 32102  
 Suggested price: \$16.00

**5"- 6" PINE TREES with SNOW (HO)**  
*(6 per box)*  
 Item No. 32002  
 Suggested price: \$15.00

**8"-10" PINE TREES with SNOW (O)**  
*(3 per box)*  
 Item No. 32202  
 Suggested price: \$20.50



**3"- 4" CONIFER TREES (N)**  
*(9 per box)*  
 Item No. 32103  
 Suggested price: \$16.00

**5"- 6" CONIFER TREES (HO)**  
*(6 per box)*  
 Item No. 32003  
 Suggested price: \$15.00

**8"-10" CONIFER TREES (O)**  
*(3 per box)*  
 Item No. 32203  
 Suggested price: \$20.50



**3"- 4" SPRUCE TREES (N)**  
*(9 per box)*  
 Item No. 32104  
 Suggested price: \$16.00

**5"- 6" SPRUCE TREES (HO)**  
*(6 per box)*  
 Item No. 32004  
 Suggested price: \$15.00

**8"-10" SPRUCE TREES (O)**  
*(3 per box)*  
 Item No. 32204  
 Suggested price: \$20.50



**3"- 4" CEDAR TREES (N)**  
*(9 per box)*  
 Item No. 32105  
 Suggested price: \$16.00

**5"- 6" CEDAR TREES (HO)**  
*(6 per box)*  
 Item No. 32005  
 Suggested price: \$15.00

**8"-10" CEDAR TREES (O)**  
*(3 per box)*  
 Item No. 32205  
 Suggested price: \$20.50



**2"- 3" DECIDUOUS TREES (N)**  
*(4 per box)*  
 Item No. 32106  
 Suggested price: \$16.00

**3"- 4" DECIDUOUS TREES (HO)**  
*(3 per box)*  
 Item No. 32006  
 Suggested price: \$16.00

**5.5"- 6.5" DECIDUOUS TREES (O)**  
*(2 per box)*  
 Item No. 32206  
 Suggested price: \$20.50



**2"- 2.25" WALNUT TREES (N)**  
(4 per box)  
Item No. 32107  
Suggested price: \$16.00



**2.5"- 2.75" ELM TREES (N)**  
(4 per box)  
Item No. 32108  
Suggested price: \$16.00



**2.5"- 2.75" SYCAMORE TREES (N)**  
(4 per box)  
Item No. 32109  
Suggested price: \$16.00



**2.5"- 2.75" ASPEN TREES (N)**  
(4 per box)  
Item No. 32110  
Suggested price: \$16.00

**2.5"- 3.5" WALNUT TREES (HO)**  
(3 per box)  
Item No. 32007  
Suggested price: \$16.00

**3"- 4" ELM TREES (HO)**  
(3 per box)  
Item No. 32008  
Suggested price: \$16.00

**3"- 4" SYCAMORE TREES (HO)**  
(3 per box)  
Item No. 32009  
Suggested price: \$16.00

**3"- 4" ASPEN TREES (HO)**  
(3 per box)  
Item No. 32010  
Suggested price: \$16.00

**5" WALNUT TREES (O)**  
(2 per box)  
Item No. 32207  
Suggested price: \$23.50

**5.5" ELM TREES (O)**  
(2 per box)  
Item No. 32208  
Suggested price: \$23.50

**8" SYCAMORE TREES (O)**  
(2 per box)  
Item No. 32209  
Suggested price: \$23.50

**8" ASPEN TREES (O)**  
(2 per box)  
Item No. 32210  
Suggested price: \$23.50



**2.5"- 2.75" MAPLE TREES (N)**  
(4 per box)  
Item No. 32111  
Suggested price: \$16.00



**3"- 4" BLUE SPRUCE TREES (N)**  
(9 per box)  
Item No. 32112  
Suggested price: \$16.00



**2.25"- 2.5" OAK TREES (N)**  
(4 per box)  
Item No. 32113  
Suggested price: \$16.00



**2.25"- 2.5" WILLOW TREES (N)**  
(4 per box)  
Item No. 32114  
Suggested price: \$16.00

**3"- 4" MAPLE TREES (HO)**  
(3 per box)  
Item No. 32011  
Suggested price: \$16.00

**5"- 6" BLUE SPRUCE TREES (HO)**  
(6 per box)  
Item No. 32012  
Suggested price: \$15.00

**3"- 3.5" OAK TREES (HO)**  
(3 per box)  
Item No. 32013  
Suggested price: \$16.00

**3"- 3.5" WILLOW TREES (HO)**  
(3 per box)  
Item No. 32014  
Suggested price: \$16.00

**8" MAPLE TREES (O)**  
(2 per box)  
Item No. 32211  
Suggested price: \$23.50

**8"- 10" BLUE SPRUCE TREES (O)**  
(3 per box)  
Item No. 32212  
Suggested price: \$20.50

**4.5"- 5" OAK TREES (O)**  
(2 per box)  
Item No. 32213  
Suggested price: \$23.50



**BULK TREES**

- Item No. 32153
- Item No. 32154
- Item No. 32155
- Item No. 32156
- Item No. 32157
- Item No. 32158
- Item No. 32159
- Item No. 32160

- 2"- 4" PINE TREES with SNOW (N) (36 per bag)
- 4"- 6" PINE TREES with SNOW (HO) (24 per bag)
- 2"- 4" CONIFER TREES (N) (36 per bag)
- 4"- 6" CONIFER TREES (HO) (24 per bag)
- 2"- 4" SPRUCE TREES (N) (36 per bag)
- 4"- 6" SPRUCE TREES (HO) (24 per bag)
- 2"- 4" CEDAR TREES (N) (36 per bag)
- 4"- 6" CEDAR TREES (HO) (24 per bag)

- Suggested price: \$41.00
- \$41.00
- \$41.00
- \$41.00
- \$41.00
- \$41.00
- \$41.00
- \$41.00



## SCENESCAPES™ WIRE FOLIAGE BRANCHES

(60 branches, 1" - 3" inches in length)

Suggested price: \$12.00 each



**MEDIUM GREEN**  
Item No. 32644



**LIGHT GREEN**  
Item No. 32645



**DARK GREEN**  
Item No. 32646



## SCENESCAPES™ FOLIAGE FIBER

(approximately one square foot)

Suggested price: \$4.95 each



**LIGHT GREEN**  
Item No. 32631



**MEDIUM GREEN**  
Item No. 32632



**DARK GREEN**  
Item No. 32633



## SCENESCAPES™ FOLIAGE

(approximately 30 cubic inches)

Suggested price: \$4.95 each



**LIGHT GREEN - MEDIUM**  
Item No. 32602



**MEDIUM GREEN - MEDIUM**  
Item No. 32605



**DARK GREEN - MEDIUM**  
Item No. 32608



**EARLY FALL - MEDIUM**  
Item No. 32611




**LATE FALL - MEDIUM**  
Item No. 32614



## SCENESCAPES™ TURF

(approximately 60 cubic inches)

Suggested price: \$8.95 each



**CONIFER GREEN - MEDIUM**  
Item No. 32852



**FOREST GREEN - MEDIUM**  
Item No. 32855





SCENESCAPES™ GROUND COVER

(approximately 60 cubic inches)

Suggested price: \$8.95 each




**SOIL - FINE**  
Item No. 32801



**EARTH - COARSE**  
Item No. 32803



**GOLDEN STRAW - FINE**  
Item No. 32804



**GOLDEN STRAW - COARSE**  
Item No. 32805



**YELLOW STRAW - FINE**  
Item No. 32806



**YELLOW STRAW - COARSE**  
Item No. 32807



**MOSS GREEN - FINE**  
Item No. 32810



**MOSS GREEN - COARSE**  
Item No. 32811



**DARK GREEN - FINE**  
Item No. 32812




**DARK GREEN - COARSE**  
Item No. 32813


SCENESCAPES™ TURF BLEND

(approximately 60 cubic inches)

Suggested price: \$8.95 each



**EARLY FALL - MEDIUM**  
Item No. 32836



**LATE FALL - MEDIUM**  
Item No. 32838



# GRAVEL

SCENESCAPES™

## SCENESCAPES™ GRAVEL

(approximately 350 grams)

Suggested price: \$4.95 each




**LIGHT TAN - FINE**  
Item No. 32701



**LIGHT TAN - MEDIUM**  
Item No. 32702




**LIGHT TAN - COARSE**  
Item No. 32703



**GRAY - FINE**  
Item No. 32716



**GRAY - MEDIUM**  
Item No. 32717



**GRAY - COARSE**  
Item No. 32718



**COAL BLACK - FINE**  
Item No. 32719



**GRAY BLEND - FINE**  
Item No. 32722



**GRAY BLEND - MEDIUM**  
Item No. 32723



**GRAY BLEND - COARSE**  
Item No. 32724



**DARK GRAY - FINE**  
Item No. 32725



**DARK GRAY - MEDIUM**  
Item No. 32726



**DARK GRAY - COARSE**  
Item No. 32727



**BEIGE MIX - FINE**  
Item No. 32728



**BEIGE MIX - MEDIUM**  
Item No. 32729



**BEIGE MIX - COARSE**  
Item No. 32730



**WHITE MIX - FINE**  
Item No. 32731



**WHITE MIX - MEDIUM**  
Item No. 32732



**WHITE MIX - COARSE**  
Item No. 32733



*Spectrum*®

## *E-Z Command*® Dynamis® Wireless Digital Command Control System

*E-Z COMMAND*® *DYNAMIS*® WIRELESS INFRARED DCC SYSTEM

Item No. 36505 • Suggested price: \$369.00

*E-Z Command*® *Dynamis*® allows the operator total freedom by integrating two-way wireless technology into an advanced digital command control system. Using a unique toggle style joystick, both the speed and the selection of locomotives are controlled. A backlit LCD screen with graphical interface and easy-to-use menu buttons make operation and programming of up to 9,999 addresses and CVs simple and intuitive. The ten function buttons allow for one-touch operation of sound and lighting features. Turnout and accessory decoders can also be fully controlled by the *Dynamis*® system, giving you digital mastery of your railroad.



*Dynamis*® Wireless Infrared Handset  
with Backlit LCD Screen



*Dynamis*® Command Station, including  
Wireless Infrared Signal Receiver

**Features include:**

- two-way wireless infrared operation
- constant digital information updates of handset commands to locomotive, and of locomotive performance back to handset
- joystick control for locomotive selection and speed
- programming on the main
- 9,999 locomotive addresses
- supports 14, 28 or 128 speed steps
- full CV programming
- easy-to-use backlit LCD screen
- control of up to 40 locomotives at any one time (up to 21 functions per locomotive)
- allows 40 consists of up to five locomotives each
- universally compatible track connection
- expandable modular design
- four AAA batteries included
- suitable for all layouts, from train sets to sophisticated railroads
- 2.3 amp power supply
- conforms to all applicable NMRA standards





## *E-Z COMMAND® DYNAMIS® WIRELESS INFRARED DCC SYSTEM (continued)*

### *E-Z COMMAND® DYNAMIS® HANDSET*

Item No. 36507 • Suggested price: \$179.00

The use of additional handsets provides multiple-person operation of your railroad. Use the *E-Z Command® Dynamis®* handset with the *Dynamis® Pro Box* (Item No. 36508) to increase the number of operators on your layout. Four handsets can be used simultaneously with the *Dynamis® Pro* system.



### *E-Z COMMAND® DYNAMIS® PRO BOX*

Item No. 36508 • Suggested price: \$509.00

Adding the *E-Z Command® Pro Box* to your *Dynamis®* DCC system delivers more versatility to your railroad. The *Dynamis® Pro Box* allows the use of three additional wireless controllers (limit 4), additional wireless receivers and the use of programming tracks to read and write CV values. All of this will transform your *Dynamis®* system into a *Dynamis® "Pro"* system.



### *E-Z COMMAND® DYNAMIS® WIRELESS RECEIVER*

Item No. 36509 • Suggested price: \$54.00

Additional infrared receiver for use with Bachmann *E-Z Command® Dynamis® Pro Box*. Provides extended receiver coverage.



## *E-Z Command*® Digital Command Control System

### *E-Z COMMAND*® CONTROL CENTER

Item No. 44902 • Suggested price: \$179.00

Enjoy the fastest way to get going in DCC with our *E-Z Command*® Digital Command Control System. In partnership with Lenz Elektronik GmbH, Bachmann brings you a DCC system that is both easy to use and affordable for novice and experienced hobbyists alike. *E-Z Command*® allows modelers to digitally control speed, direction, lighting, and sound of multiple locomotives. *E-Z Command*® also streamlines the programming process with simple, main-track programming.

#### **Features include:**

- digital control of multiple locomotives in all scales (*E-Z Command*® 5 Amp Power Booster, Item No. 44910, required for O scale and Large Scale operation)
- plug-and-play compatibility with all DC and DCC systems
- digitally control speed, direction, lighting, and sound



- simple, on-track programming
- 28 speed step control
- 1 amp AC wall pack power supply
- plug-in wiring
- DVD and printed instructions



### *E-Z COMMAND*® 1 AMP LOCOMOTIVE DECODERS



Introduce your locomotives to the digital age with our basic 1 amp decoders, offered in two wiring configurations.

- dual-mode decoder (automatic analog or DCC operation)
- compatible with NMRA-compliant DCC systems
- control speed, direction, and lighting functions (including headlight dimming)
- service mode decoder lock for changing the address on the layout
- ops mode programming
- two- or four-digit addresses
- 14, 27, 28, 128 speed steps
- basic and advanced consisting
- acceleration, deceleration, and start voltage adjustment
- instructions included



**16 x 25 x 5mm *E-Z COMMAND*® DCC DECODER with WIRE HARNESS**  
Item No. 44913 (1 per card) • Suggested price: \$42.00  
Item No. 44914 (3 per card) • Suggested price: \$120.00



**16 x 25 x 5mm *E-Z COMMAND*® DCC DECODER with NMRA 8-PIN PLUG**  
Item No. 44915 (1 per card) • Suggested price: \$48.00  
Item No. 44916 (3 per card) • Suggested price: \$130.00



**9.5 x 25 x 5mm  
*E-Z COMMAND*® DCC DECODER  
with WIRE HARNESS**  
(1 per card)  
Item No. 44925 • Suggested price: \$49.00



**9.5 x 25 x 5mm  
*E-Z COMMAND*® DCC DECODER  
with NMRA 8-PIN PLUG**  
(1 per card)  
Item No. 44926 • Suggested price: \$55.00

## *E-Z COMMAND®* DIGITAL COMMAND CONTROL SYSTEM (continued)

### *E-Z COMMAND®* WALK-AROUND COMPANION (with Connector Wires)

Item No. 44907 • Suggested price: \$149.00

Control multiple trains from convenient locations around your layout or coordinate independent railroad operations between a primary and secondary user.

- plug-and-play connection to *E-Z Command®* Control Center
- duplicates all locomotive addresses set on *E-Z Command®* Control Center
- simultaneous throttle control of several locomotives



### *E-Z COMMAND®* WALK-AROUND COMPANION CONNECTOR PANEL (with Connector Wire)

Item No. 44908 • Suggested price: \$59.00

Used in conjunction with the *E-Z Command®* Walk-Around Companion, multiple connector panels let you establish a series of control points virtually anywhere on the perimeter of your layout.

- plug-in ports
- oversee railroad operations from convenient locations around your layout



### *E-Z COMMAND®* 5 AMP POWER BOOSTER

Item No. 44910 • Suggested price: \$409.00

The *E-Z Command®* 5 Amp Power Booster provides extra current to the track for an increased number of DCC locomotives on your HO, N, O, or Large Scale layout. Compatible with any NMRA-compliant DCC system.



### *E-Z COMMAND®* AUTOMATIC REVERSE LOOP MODULE

Item No. 44912 • Suggested price: \$95.00

This *E-Z Command®* accessory eliminates the complicated wiring previously needed to operate analog reverse-loop track layouts.

- module senses train as it moves along the loop, automatically switching polarity to allow reverse loop travel







# E-Z LUBE® AND POWER PACKS

## INDIVIDUALLY PACKAGED LUBRICANTS

Suggested price: \$16.50 each



**CONDUCTIVE CONTACT LUBE**  
(1 fl oz.)  
Item No. 99981



**GREASE**  
(0.5 oz.)  
Item No. 99982



**HEAVY GEAR OIL**  
(1 fl oz.)  
Item No. 99983



**LIGHT GEAR OIL**  
(1 fl oz.)  
Item No. 99984

## Lubricants for Model Railroading Professionals

For the best care and maintenance of metal-to-metal and other moving parts on motive power, rolling stock, and track, Bachmann has a full line of premium-grade lubricants. Four *E-Z Lube*® products are offered:

- light gear oil
- heavy gear oil
- heavy duty grease
- conductive contact lubricant

Each of the lubricants has a specific purpose. We recommend Bachmann's Light Gear Oil (Item No. 99984) for use on all gears, bearings, valve gears, and side rods. Our Heavy Gear Oil (Item No. 99983) lubricates for extended periods of time and should be used for larger locomotive gears only. For applications requiring heavier viscosity products, such as Large Scale trains, it is best to use heavy-duty Grease (Item No. 99982). And for superior electrical pickup, contact maintenance, and track cleaning, your choice is Conductive Contact Lube (99981).

With proper maintenance, you can extend the life and enjoyment of your railroad equipment for many, many years. We urge you to establish a sensible maintenance schedule and to use our *E-Z Lube*® products for professional care.



**SMOKE FLUID**  
(4.5 fl oz.)  
Item No. 00251  
Suggested price: \$13.50

## POWER PACKS



**POWER PACK and SPEED CONTROLLER**  
(appropriate for N, HO, and On30 scale trains; DCC compatible)  
Item No. 44212 • Suggested price: \$75.00



**LARGE SCALE POWER PACK and SPEED CONTROLLER**  
(appropriate for Large Scale trains; not DCC compatible)  
Item No. 44213 • Suggested price: \$89.00

HO Scale • N Scale • On30 Scale • Large Scale

# Spectrum®



*Ken Patterson*

Set design and photography by Ken Patterson.

**Now that's the way to run a railroad!™**

# Spectrum

## Break the Silence on Your Railroad

Bachmann Trains offers an extensive line of DCC Sound-equipped *Spectrum*<sup>®</sup> locomotives. Working closely with SoundTraxx<sup>®</sup>, we're pleased to offer HO, On30, and Large Scale engines equipped with Tsunami<sup>®</sup> sound technology. Using sounds taken from real locomotives, modelers can add a new level of realism to their railroads with a broad palette of prototypical sound effects and DCC functions. Plus, the dual-mode decoders work on both DC and DCC layouts automatically. So break the silence on your railroad. See the product guide on the following page for the key to our SOUND ON BOARD<sup>®</sup> locomotives.

### Spectrum<sup>®</sup>

Tsunami<sup>®</sup>

#### Decoder features include:

- authentic sound effects uniquely appropriate to each model including whistles, bells, chuffs, and air pumps
- additional sounds include dynamo, injectors, coupler clank, water stop, and more
- three whistles to choose from in each model
- whistle can be played in real time to create authentic whistle signals
- high-quality 16-bit digital sound
- advanced motor control features including Load Compensation and Silent Drive to provide smooth, quiet operation
- supports all recognized programming methods







Since the introduction of our first *Spectrum*<sup>®</sup> locomotive in 1988, Bachmann has expanded the *Spectrum*<sup>®</sup> line to include motive power and rolling stock from many eras in N, HO, On30, and Large Scale. As always, the *Spectrum*<sup>®</sup> philosophy is to produce the highest-quality products at an affordable price. As we expand and vary the *Spectrum*<sup>®</sup> line, our models continue to change in order to feature the latest model railroading technology. Bachmann currently produces locomotives that are DCC ready, DCC equipped, and DCC sound equipped.

Our DCC ON BOARD<sup>®</sup> motive power features dual-mode NMRA-compliant decoders for control of speed, direction and lighting. DCC SOUND ON BOARD<sup>®</sup> motive power incorporates *SoundTraxx*<sup>®</sup> *Tsunami*<sup>®</sup> technology with a 16-bit processor that contains a unique suite of sounds including whistles, bells, chuffs, and much more. In 2014, we are introducing a new Sound-Ready DCC equipped locomotive, the On30 *Whitcomb 50-Ton Center-Cab Diesel*, with plug-and-play sound capability. It joins our three other Sound-Ready locomotives, the HO *EM-1 2-8-8-4*, the On30 *2-4-4-2* and On30 *Stearns-Heisler*. You can add full 16-bit *SoundTraxx*<sup>®</sup> *Tsunami*<sup>®</sup> sound to these models with the purchase of the companion *Whitcomb*, *EM-1*, *2-4-4-2*, or *Stearns-Heisler Sound Module*.

To help you distinguish among the various types of *Spectrum*<sup>®</sup> products, we have included color-coded sidebars in this section of the catalog. Below is a list of the product categories and their corresponding color codes.

HO SCALE DCC ON BOARD<sup>®</sup> – Red

*Spectrum* **DCC ON BOARD** *Spectrum*

HO SCALE DCC SOUND ON BOARD<sup>®</sup> – Blue

*Spectrum* **SOUND ON BOARD** *Spectrum*

N SCALE DCC ON BOARD<sup>®</sup> - Black

*Spectrum* **DCC ON BOARD** *Spectrum*

On30 SCALE DCC ON BOARD<sup>®</sup> - Green

*Spectrum* **DCC ON BOARD** *Spectrum*

On30 SCALE DCC SOUND ON BOARD<sup>®</sup> – Brown

*Spectrum* **SOUND ON BOARD** *Spectrum*

LARGE SCALE DCC SOUND ON BOARD<sup>®</sup> - Red

*Spectrum* **SOUND ON BOARD** *Spectrum*

## Acela Express® Set

Item No. 01204 • Suggested price: \$499.00

The high-speed passenger train that revolutionized rail travel comes to layouts everywhere courtesy of Bachmann Industries. As an official Amtrak licensee of the *Acela Express*® train, we're proud to present this DCC-equipped model in our award-winning *Spectrum*® line. Our *Acela Express*® features the latest in technology and tool making, and its powerful locomotive can reach scale speeds of 150 mph or more. The *Acela Express*® set comes complete with dual locomotives (one powered, one non-powered), a first class passenger car, business class passenger car, and Café Acela® car. Also included are a 22" radius, 81" x 45" nickel silver *E-Z Track*® oval, power pack and speed controller, and DVD-format video with assembly instructions.



### Locomotive features:

- DCC-equipped for speed, direction, and lighting
- interior selector switch for choice between rail and pantograph operation
- die-cast gear towers and chassis
- precision motor
- working directional headlights, ditch lights, and markers
- operating doors



## Acela® HHP-8

Performs best on 18" radius curves or greater.

Suggested price: \$259.00 each

Beginning regional service in 2002, high horsepower (*HHP-8*) locomotives were built to extend the range of Amtrak's fleet of high-speed passenger trains. Our HO scale model of this double-ended powerhouse is equipped with the same proven drive train found in our *Acela*® locomotive.

### Features include:

- DCC-equipped for speed, direction, and lighting
- interior selector switch for choice between rail and pantograph operation
- die-cast gear towers and chassis
- precision motor
- directional headlights, ditch lights, and markers
- operating doors



HHP-8 #656  
Item No. 83011

# AMTRAK ACELA® SET AND LOCOMOTIVES

# HO SCALE



**Passenger Car features:**

- tilting chassis to travel smoothly around curves at high speeds
- flush windows
- lighted interiors
- blackened RP25 wheels
- photo-etched, blackened brass inserts on air ducts
- finescale interior detail, including passenger seats and tables



81" x 45"  
Oval



DVD-Format  
Video Instructions



## Acela® HHP-8 (continued)



HHP-8 #651  
Item No. 83012



HHP-8 #663  
Item No. 83013



Spectra  
DCC ON BOARD  
Spectra





## 70-Ton Three-Truck Climax (DCC Equipped)

Performs best on 15" radius curves or greater.

Suggested price: \$419.00 each

In 1897, the Climax Manufacturing Company built its first locomotive with three power trucks, which was designated as Class "C." The addition of a third truck allowed the locomotive to go longer distances between water stops and provided greater traction and a more stable engine. This HO version is packed with all the features you would find in larger-scale models.

### Features include:

- DCC-equipped for speed, direction, and lighting
- dual-mode NMRA-compliant decoder with 8-pin plug
- die-cast construction
- precision can motor
- all-wheel electrical pickup
- three-gearbox power train for realistic operation
- scale-speed gearing
- detailed cab interior
- LED headlight and backup light
- separately applied stack, domes, and cab
- separate detail parts, including bell, whistle, pop valves, and handrails
- Walschaerts valve gear
- prototype-specific pumps
- E-Z Mate® Mark II couplers



PAINTED, UNLETTERED - BLACK  
Item No. 82901



PAINTED, UNLETTERED - BLACK with RED  
WINDOWS and WHITE STRIPES  
Item No. 82902



MOORE-KEPPEL & CO. #6  
Item No. 82903



CLIMAX #3  
(demonstrator)  
Item No. 82906



CLEAR LAKE LUMBER CO. #12  
Item No. 82905



GOODYEAR LUMBER COMPANY #20  
Item No. 82909



## B&O EM-1 2-8-8-4 (DCC Equipped and Sound Ready)

Performs best on 22" radius curves or greater.

Suggested price: \$495.00 each

Built after World War II restrictions put a limit on new diesel locomotives, the EM-1 was the last steam locomotive class used by the B&O Railroad. This simple articulated engine provided tremendous power at high speeds, making it an ideal hauler of heavy loads through the mountains of West Virginia. The B&O president, Roy B. White, was so impressed after viewing the first one that he exclaimed, "Well, I must say, they have everything!" Bachmann follows in this tradition by presenting a feature-rich DCC-equipped B&O EM-1 2-8-8-4 model, ready for the addition of 16-bit Tsunami® plug-and-play prototypical sound. (Separate-sale Item No. 44951, EM-1 Plug-and-Play Sound Module, required for sound-on-board performance.)

### Features include:

- DCC-equipped for speed, direction, and lighting
- sound ready with factory-installed speaker
- brass flywheel
- soft white LED headlight and backup light
- metal wheels
- ball-and-socket driveshaft
- separately applied handrails and stanchions
- three-point contacts for electrical pickup in tender
- *E-Z Mate*® Mark II couplers



PAINTED, UNLETTERED - EARLY SAND DOME

(large)  
Item No. 80405



PAINTED, UNLETTERED - LATE SAND DOME

(small)  
Item No. 80406



BALTIMORE & OHIO® #7603

(single headlight/large dome)  
Item No. 80407



BALTIMORE & OHIO® #7629

(single headlight/small dome)  
Item No. 80408



BALTIMORE & OHIO® #7620

(dual headlight/small dome)  
Item No. 80409



EM-1 PLUG-AND-PLAY SOUND MODULE

Item No. 44951

Suggested price: \$129.00

Provides prototypical 16-bit SoundTraxx® Tsunami® sound when plugged into decoder inside Bachmann HO B&O EM-1 2-8-8-4.



ALL PRODUCTS ON THESE PAGES  
EQUIPPED WITH BODY-MOUNTED  
*E-Z MATE*® MARK II COUPLERS

## Baldwin Modern 4-4-0 (Sound Equipped)

Performs best on 15" radius curves or greater.

Suggested price: \$489.00 each

Because it was the most widely employed wheel arrangement in this country from the 1880s through the end of the steam era, the 4-4-0 became known as the "American." The original ornate locomotives gave way to Americans with cleaner lines, such as these Baldwin "modern" models. Bachmann has taken the modern 4-4-0 to the next level with features such as an NMRA-compliant 8-pin decoder and *SoundTraxx*® Tsunami® sound technology that lets you enjoy every authentic whistle, bell, chuff, clang, and more in realistic high-quality 16-bit sound.

### Features include:

- DCC sound-equipped
- dual-mode NMRA-compliant decoder with 8-pin plug
- cog V-belt drive
- die-cast boiler, chassis, and frame
- operating headlight
- finescale metal detail parts including separately applied bell, whistle, domes, and piping
- detailed backhead
- painted engineer and fireman figures
- RP25 wheel contours
- *E-Z Mat*® Mark II couplers on front and rear



**PAINTED, UNLETTERED**  
(black with graphite smoke box and firebox)  
Item No. 80126



**LOUISVILLE & NASHVILLE #144**  
Item No. 80127



**SOUTHERN #3858**  
Item No. 80128



**SEABOARD® #106**  
Item No. 80129



**GREAT NORTHERN #124**  
Item No. 80130



**BALTIMORE & OHIO® #1401**  
Item No. 80131

### Decoder features include:

- authentic sound effects uniquely appropriate to each model
- three whistles to choose from in each model
- real-time whistle for creating authentic signals
- high-quality 16-bit digital sound
- advanced motor control features, including load compensation and silent drive to provide smooth, quiet operation
- supports all recognized programming methods



## Baldwin Modern 4-4-0 (DCC Equipped)

Performs best on 15" radius curves or greater.

Suggested price: \$349.00 each

Because it was the most widely employed wheel arrangement in this country from the 1880s through the end of the steam era, the 4-4-0 became known as the "American." The original ornate locomotives gave way to Americans with cleaner lines, such as these Baldwin "modern" models. Bachmann has taken the modern 4-4-0 to the next level with features such as an NMRA-compliant 8-pin DCC decoder.

### Features include:

- DCC-equipped for speed, direction, and lighting
- dual-mode NMRA-compliant decoder with 8-pin plug
- cog V-belt drive
- die-cast boiler, chassis, and frame
- operating headlight
- finescale metal detail parts including separately applied bell, whistle, domes, and piping
- detailed backhead
- painted engineer and fireman figures
- RP25 wheel contours
- E-Z Mate® Mark II couplers on front and rear



PAINTED, UNLETTERED  
(black with graphite smoke box and firebox)  
Item No. 80101



LOUISVILLE & NASHVILLE #7  
Item No. 80102



SOUTHERN #3856  
Item No. 80103



SEABOARD® #108  
Item No. 80104



GREAT NORTHERN #121  
Item No. 80105



BALTIMORE & OHIO® #1400  
Item No. 80106



ALL PRODUCTS ON THESE PAGES  
EQUIPPED WITH BODY-MOUNTED  
E-Z MATE® MARK II COUPLERS



DCC ON BOARD

## GE Center-Cab 45-Ton Switcher (DCC Equipped)



Performs best on 9" radius curves or greater.

Suggested price: \$165.00 each

Slow and steady wins the race where switchers are concerned. And with a top speed of 20 miles per hour, the early-phase center-cab *45-Tonner* couldn't be beat. Used primarily in private industry and military applications during the 1940s, many *GE 45-Tonners* remain in service today, thanks to a simple and efficient design. Following GE's lead in creating sturdy and reliable switchers, our models will remain in service on your railroad for many years to come.

### Features include:

- DCC-equipped for speed, direction, and lighting
- dual-mode NMRA-compliant decoder
- precision motor
- low-speed gearing
- eight-wheel drive
- die-cast chassis, side rods, and counterweights
- LED headlights
- RP25 wheel contours
- painted engineer figure
- designed for aftermarket sound installation
- *E-Z Mate*® Mark II couplers




PAINTED, UNLETTERED - YELLOW  
with BLACK SAFETY STRIPES  
Item No. 85201



PAINTED, UNLETTERED - RED  
with YELLOW HANDRAILS  
Item No. 85203



PAINTED, UNLETTERED - GREEN  
with YELLOW HANDRAILS  
Item No. 85204



PAINTED, UNLETTERED - BLACK & YELLOW  
(illustration shown)  
Item No. 85207







**DCC**  
ON BOARD

**BALLAST REGULATOR (DCC-EQUIPPED)**  
Item No. 87901 • Suggested price: \$133.00  
Performs best on 15" radius curves or greater.



**DCC**  
ON BOARD

**BALLAST VEHICLE with CRANE (DCC-EQUIPPED)**  
Item No. 87902 • Suggested price: \$133.00  
Performs best on 15" radius curves or greater.

## Maintenance of Way Vehicles

We're pleased to offer these self-propelled *Maintenance of Way* vehicles. A perfect addition to any post-steam railroad, the vehicles are available in standard safety yellow in analog or DCC versions as shown.

**Features include:**

- self-propelled
- precision motor
- die-cast gravel load (per prototype)
- RP25 wheel contours



**SPEEDER with WORK CRANE & CART**  
*(couplers not included on front or rear)*  
Item No. 16946 • Suggested price: \$99.00  
Performs best on 15" radius curves or greater.



**ALL PRODUCTS ON THESE PAGES  
EQUIPPED WITH BODY-MOUNTED  
E-Z MATE® MARK II COUPLERS**  
(unless otherwise noted)



Spectra  
DCC ON BOARD  
Spectra



## Peter Witt Streetcar (DCC Equipped)

Performs best on 15" radius curves or greater.

Suggested price: \$189.00 each

While serving as Cleveland's Street Railway Commissioner, Peter Witt designed an all-steel, single-operator streetcar that distinguished itself from others of the era by its use of the center door as an exit only. Passengers could pay the waiting motorman as they boarded at the front and exit at the center of the car, an arrangement that reduced stop times, improved schedules, and increased efficiency. Though designed originally for Cleveland, the *Peter Witt Streetcar* went on to service in cities throughout the world from the 1930s until the early 1960s.

### Features include:

- DCC-equipped for speed, direction, and lighting
- dual-mode NMRA-compliant decoder with 8-pin plug for DCC or DC operation
- two-position switch (underside of car) for choice of overhead wire or track pickup
- all-wheel drive
- precision motor with two flywheels
- LED headlight and stop light
- hidden drive train and electronics
- room for speaker
- die-cast frame and interior
- painted interior with seats
- photo-etched brass safety screen per prototype



**BROOKLYN & QUEENS TRANSIT**  
Item No. 84603



**ST. LOUIS RAILWAYS**  
Item No. 84606



**TORONTO**  
Item No. 84607



**CLEVELAND TRANSIT**  
Item No. 84608



**PHILADELPHIA**  
Item No. 84609



**SAN FRANCISCO MUNICIPAL RAILWAY**  
Item No. 84610



Have a question? You can "Ask the Bach-Man" on our message board at [www.bachmanntrains.com](http://www.bachmanntrains.com)!

# Single-Truck Birney Safety Streetcar (DCC Equipped)

Performs best on 15" radius curves or greater.

Suggested price: \$205.00 each

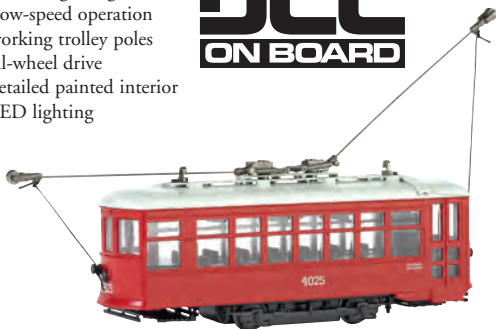
These small, light, steel streetcars were designed for one-man operation, which made them a boon to labor-strapped cities during World War I and economical to operate during the Great Depression. Originally called "Safety Cars" to emphasize that they were safe to ride, even without a conductor, they are better known as "Birneys" after their co-designer, Charles O. Birney.

**Features include:**

- DCC-equipped for speed, direction, and lighting
- designed for aftermarket sound system installation
- dual-mode NMRA-compliant decoder with 8-pin plug
- two-position switch (underside of car) for choice of overhead wire or track pickup
- precision can motor
- finescale gearing for slow-speed operation
- working trolley poles
- all-wheel drive
- detailed painted interior
- LED lighting



**PHILADELPHIA**  
Item No. 80201



**BALTIMORE**  
Item No. 80202



**SACRAMENTO**  
Item No. 80203



**NEW YORK & QUEENS**  
Item No. 80204



**THIRD AVENUE RAILWAY SYSTEM  
(NYC)**  
Item No. 80205

Spectra HO DCC ON BOARD Spectra

## 380-Ton Schnabel Transformer Car (North American Style)

Performs best on 22" radius curves or greater.

Suggested price: \$299.00 each

The Schnabel car's unique design allows it to carry extremely heavy or oversized loads, such as generators and transformers for power stations, by making the load an element of the car. The two tapered lifting arms that hold the load resemble a bird's beak, which gave the car its name—*Schnabel* is from the German for "carrying-beak-wagon" (*Tragschnabelwagen*). Schnabel is a funny name for a seriously powerful freight car.

**Features include:**

- 16 sets of 125-ton roller-bearing trucks
- prototypically correct 36" metal wheels
- RP25 wheel contours
- 8 span bolsters
- detailed transformer load
- molded hydraulic lines and pumps
- 27.5" long



**BLUE & BLACK with GRAY LOAD and BLACK TRUCKS**  
Item No. 80501



**GRAY & BLACK with OXIDE LOAD and BLACK TRUCKS**  
Item No. 80502



**RED & BLACK with GRAY LOAD and SILVER TRUCKS**  
Item No. 80503



ALL PRODUCTS ON THIS PAGE  
EQUIPPED WITH BODY-MOUNTED  
E-Z MATE® MARK II COUPLERS



## Cityscenes™ Building Kits

The *Cityscenes™* line of *Spectrum®* building kits offers a dramatic skyline for your diesel- or steam-era railroad. Two skyscrapers, a hotel, department store, variety store, bank, and bus station are all richly detailed and accurately modeled for amazing realism. Now your railroad can reach to the sky with Bachmann's *Cityscenes™*.



**AMBASSADOR HOTEL**  
(10" W x 6 7/8" D x 10 1/2" H)

Item No. 88002 • Suggested price: \$115.00



**METROPOLITAN BUILDING**  
(6" W x 8" D x 17 3/4" H)

Item No. 88003 • Suggested price: \$115.00



**VARIETY STORE**

(11 1/8" W x 7 1/2" D x 6 1/8" H)

Item No. 88004 • Suggested price: \$95.00



**BUS STATION**  
(11 1/8" W x 7 1/4" D x 3" H)

Item No. 88005 • Suggested price: \$84.00



**TRADE TOWER**  
(5 5/8" W x 7 5/8" D x 21 5/8" H)

Item No. 88007 • Suggested price: \$139.00



**SAVINGS & LOAN**  
(5 1/4" W x 8 1/8" D x 10" H)

Item No. 88008 • Suggested price: \$95.00



**DEPARTMENT STORE**  
(8 1/8" W x 6 1/8" D x 7 1/2" H)

Item No. 88006 • Suggested price: \$105.00

Note: Building dimensions are given as Width x Depth x Height. Measurements do not include building base, signage, fire escapes, overhangs, or ornamentation (if included with buildings). Previous modeling experience recommended.

# EM-1 2-8-8-4 Locomotive (DCC-Equipped)



Performs best on 11.25" radius curves or greater.

Suggested price: \$369.00 each

An articulated engine that provided tremendous power at high speeds, the EM-1 was ideal for hauling passengers and heavy loads of coal up and down the Appalachian Mountains. Using the latest N scale technology, including a new advanced Bachmann/Lenz DCC decoder with back EMF, Bachmann has crafted a finely detailed *EM-1 2-8-8-4* worthy of its prototype. With its twin brass flywheels, all-wheel pickup, and traction tires, it is ready to ascend to new heights of modeling on your N scale layout.



**Features include:**

- DCC-equipped for speed, direction, and lighting
- advanced Bachmann/Lenz DCC decoder
- die-cast boiler and frame
- twin brass flywheels
- all-wheel pickup in engine and tender
- soft white LED headlight and backup light
- separately applied handrails and stanchions
- detailed backhead
- traction-tire equipped
- chemically blackened wheels
- *E-Z Mate*® Mark II couplers



**BALTIMORE & OHIO® #7600**  
*(single headlight/large dome)*  
Item No. 80451



**BALTIMORE & OHIO® #7627**  
*(dual headlights/small dome)*  
Item No. 80452



**BALTIMORE & OHIO® #7604**  
*(large dome)*  
Item No. 80453



**BALTIMORE & OHIO® #7614**  
*(large dome)*  
Item No. 80454



DCC ON BOARD

## Norfolk & Western Class J 4-8-4 Locomotive

Performs best on 11.25" radius curves or greater.

Suggested price: \$220.00 each

The Class J 4-8-4 was the last mainline steam locomotive to run in the United States. The popularity of our HO version of this model inspired us to offer this locomotive to N scale modelers.

**Features include:**

- DCC ready with connection points for installation of 6- or 8-wire harness decoder
- die-cast boiler, underframe, and tender frame
- operating headlight
- precision motor
- separately applied detail parts and laser-cut exterior detailing
- die-cast finescale driver spokes
- dummy knuckle couplers, front and rear



NORFOLK & WESTERN CLASS J #611 (1950s - 60s)  
Item No. 82153

## Norfolk & Western Class J 4-8-4 Locomotive with Auxiliary Tender

Performs best on 11.25" radius curves or greater.

Suggested price: \$235.00 each

Adding an auxiliary tender to later versions of the J Class 4-8-4 allowed the locomotive to eliminate some water stops and travel greater distances more efficiently.



Have a question? You can "Ask the Bach-Man" on our message board at [www.bachmanntrains.com!](http://www.bachmanntrains.com!)



RAILFAN #611 with AUXILIARY TENDER (1980s - 90s)  
Item No. 82154



## USRA Light 2-10-2 (DCC-Equipped)

Performs best on 11.25" radius curves or greater.

Suggested price: \$339.00 each

Also known as Santa Fe class locomotives, these brutes were typically employed in drag freight service and used throughout the United States until the late 1950s. Our N scale models are representative of the 2-10-2 as it appeared in the middle- to late-steam era.

**Features include:**

- DCC-equipped for speed, direction, and lighting
- die-cast boiler
- die-cast frame
- die-cast cylinders
- operating valve gear
- two sets of traction tires
- tender style per prototype (with backup lights)
- separately applied detail parts
- magnetically operated *E-Z Mate*® Mark II couplers



**CHICAGO & ILLINOIS MIDLAND #600**  
Item No. 83352



**SOUTHERN #5210**  
Item No. 83353



**DM & IR #508**  
Item No. 83354



**CANADIAN NATIONAL #4201**  
Item No. 83355



**SEABOARD® #2485**  
Item No. 83356



**KANSAS CITY SOUTHERN #220**  
Item No. 83357

## GE 70-Ton Diesel (DCC-Equipped)

Performs best on 7" radius curves or greater.

Suggested price: \$143.00 each

Promoted as "middleweight power with a heavyweight punch," the *GE 70-Ton Diesel* was an economical and efficient choice for branchline, short line, and industrial switching duties. This champ now has all its power packed into an N scale version.

### Features include:

- DCC-equipped for speed, direction, and lighting
- dual-mode NMRA-compliant decoder
- 8-wheel drive
- precision can motor
- die-cast chassis
- front and rear metal cut levers
- NMRA wheel profile
- *E-Z Mate*® Mark II couplers



**DCC**<sup>®</sup>  
**ON BOARD**



PAINTED, UNLETTERED - BLACK  
Item No. 82051



PAINTED, UNLETTERED - YELLOW & BLACK  
Item No. 82054



LOUISVILLE & NASHVILLE® #98  
Item No. 82056



BETHLEHEM STEEL  
Item No. 82057

**NEW**

PAINTED, UNLETTERED - ORANGE & CREAM  
(not shown)  
Item No. 82058



ALL PRODUCTS ON THESE PAGES  
EQUIPPED WITH BODY-MOUNTED  
*E-Z MATE*® MARK II COUPLERS

SPECTRUM  
**DCC ON BOARD**  
SPECTRUM

## GE 44-Ton Switcher (DCC-Equipped)


Performs best on 9" radius curves or greater.

Suggested price: \$132.00 each

First built in 1940, nearly 400 of these sturdy diesels were produced by General Electric for sale around the world. At 88,000 pounds, the 44-Ton Switcher was designed specifically for one-man operation. Our exceptionally detailed DCC-equipped N scale model is able to perform on 9" radius curves, which makes it a great locomotive for tighter layouts.

**Features include:**

- DCC-equipped for speed, direction, and lighting
- dual-mode NMRA-compliant decoder
- eight-wheel drive
- precision motor
- LED headlights
- scale 33" wheels with NMRA wheel profile
- *E-Z Mate*® Mark II couplers



**PAINTED, UNLETTERED - YELLOW**  
Item No. 81851



**PAINTED, UNLETTERED - RED & YELLOW**  
Item No. 81852



**BALTIMORE & OHIO®**  
Item No. 81854



**NEW HAVEN**  
Item No. 81855



**BODY-MOUNTED  
E-Z MATE®  
MARK II COUPLERS**





# EMC Gas Electric Doodlebug with Trailer Coach (DCC-Equipped)

Performs best on 11.25" radius curves or greater.

Suggested price: \$269.00 each



Becoming popular during the Great Depression, this self-propelled passenger car with an extra baggage section was nicknamed the "Doodlebug." It provided extremely economical commuter and branchline service well into the 1960s.

**EMC Gas Electric features include:**

- DCC-equipped for speed, direction, and lighting
- dual-mode NMRA-compliant decoder
- precision can motor with flywheel drive
- die-cast gear box
- one-piece die-cast chassis
- die-cast gear tower with bronze bearings
- directional headlight
- constant interior lighting
- Brill trucks
- blackened metal NMRA wheel profile
- magnetically operating

**Trailer coach features include:**

- 72' coach with finescale details and interior
- LED constant lighting (analog and DCC operation)
- die-cast four-wheel Pullman trucks with all-wheel electrical pickup



**PAINTED, UNLETTERED - PULLMAN GREEN**  
Item No. 81465



**BALTIMORE & OHIO®**  
Item No. 81466



**BOSTON & MAINE**  
Item No. 81467



**MARYLAND & PENNSYLVANIA #62**  
Item No. 81468



**SEABOARD®**  
Item No. 81469



**NEW YORK CENTRAL®**  
Item No. 81470



**BODY-MOUNTED  
E-Z MATE®  
MARK II COUPLERS**

DCC ON BOARD

## Peter Witt Streetcar (DCC-Equipped)

Performs best on 9" radius curves or greater.

Suggested price: \$179.00 each

This distinctive streetcar with its innovative exit-only center door boasts superfine detailing with realistic LED headlight and stop light.

**Features include:**

- DCC-equipped for speed, direction, and lighting
- dual-mode NMRA-compliant decoder
- eight-wheel drive
- precision can motor
- LED headlight and stop light
- hidden drive train and electronics
- photo-etched brass safety screen per prototype



**TORONTO**  
Item No. 84651



**CHICAGO SURFACE LINES**  
Item No. 84652



**BROOKLYN & QUEENS TRANSIT**  
Item No. 84653



**BALTIMORE TRANSIT CO.**  
Item No. 84654



**LOS ANGELES RAILWAY**  
Item No. 84655



**ST. LOUIS RAILWAYS**  
Item No. 84656

## USRA Short Tender

Suggested price: \$49.00 each

**Features include:**

- DCC ready with connection points for installation of 6- or 8-wire harness decoder
- die-cast frame
- drawbar compatible with many popular brands
- NMRA wheel profile



**BALTIMORE & OHIO®**  
Item No. 89552



**UNION PACIFIC®**  
Item No. 89553



**SOUTHERN PACIFIC™**  
Item No. 89554

## USRA Medium Tender

Suggested price: \$49.00 each

**Features include:**

- DCC ready with connection points for installation of 6- or 8-wire harness decoder
- die-cast frame
- drawbar compatible with many popular brands
- NMRA wheel profile



**WESTERN MARYLAND**  
*(fireball)*  
Item No. 89752



**BALTIMORE & OHIO®**  
Item No. 89753



**MAINE CENTRAL**  
Item No. 89754

## USRA Long Tender

Suggested price: \$45.00 each

**Features include:**

- DCC ready with connection points for installation of 6- or 8-wire harness decoder
- die-cast frame
- drawbar compatible with many popular brands
- NMRA wheel profile



**CHESAPEAKE & OHIO®**  
Item No. 89852



**NICKEL PLATE**  
Item No. 89853

## USRA Slope Back Tender

Suggested price: \$49.00 each

**Features include:**

- die-cast frame
- drawbar compatible with many popular brands
- NMRA wheel profile



**PAINTED, UNLETTERED**  
Item No. 89651



**NEW YORK CENTRAL®**  
Item No. 89652



**PENNSYLVANIA**  
Item No. 89653



**BALTIMORE & OHIO®**  
Item No. 89654



## Yuletide Special Delivery **NEW**

*an E-Z Track® set with E-Z Mate® couplers*

Item No. 25022 • Suggested price: \$425.00

Making an express run direct from the North Pole, the *Yuletide Special Delivery* is racing to transport its important cargo in time for the holiday festivities. With its load of Yule logs and fresh milk from the North Pole Dairy to keep the eggnog flowing, this merry train will also deliver loads of Christmas good cheer. The ready-to-run *Yuletide Special Delivery* comes complete with a 2-6-0 steam locomotive (with operating headlight) and coal tender, tank car, high-sided gondola with wood load, caboose, 56" x 38" oval of nickel silver *E-Z Track®*, magnetically operated *E-Z Mate®* couplers on all cars, power pack and speed controller, and illustrated instruction manual.



## Rocky Mountain Express

*an E-Z Track® set with E-Z Mate® couplers*

Item No. 25020 • Suggested price: \$415.00

Incorporated in 1898, the Colorado and Southern would acquire several smaller railroads to operate in Colorado along four narrow gauge lines until highways were built that could access the rugged terrain. Our *Rocky Mountain Express* set recalls the C&S trains that climbed the scenic Colorado peaks as the essential haulers for historic towns such as Black Hawk, Silver Plume, and Gunnison. This ready-to-run train set includes a 2-6-0 locomotive with operating headlight and coal tender, gondola, reefer, tank car, caboose, 56" x 38" oval of nickel silver *E-Z Track®*, magnetically operated *E-Z Mate®* couplers on all cars, power pack and speed controller, and helpful DVD video with assembly instructions.



# ELECTRIC TRAIN SETS

# On30 SCALE

56" x 38"  
Oval



56" x 38"  
Oval



ON30 — O SCALE NARROW GAUGE TRAINS THAT RUN ON HO TRACK

## T-Boiler Two-Truck Shay

Performs best on 18" radius curves or greater.

Suggested price: \$349.00 each

Our *T-Boiler, Two-Truck Shay* steam locomotive is inspired by the 14-ton locomotives commonly used on late 19th to mid-20th century logging railroads. Showing "backwoods ingenuity," these Shays were often customized to meet the needs of individual railroads. Each version of our On30 Shay has many features unique per roadname.

**Features include:**


- DCC ready with factory-installed 8-pin socket for DCC decoder installation of your choice
- die-cast construction
- metal valve gear
- precision motor
- operating headlight
- separate metal detail parts
- vertical wood or raised wood panel cab per prototype
- *E-Z Mate*® Mark II couplers, front and rear




ALL PRODUCTS ON THESE PAGES  
EQUIPPED WITH BODY-MOUNTED  
*E-Z MATE*® MARK II COUPLERS



Have a question? You can "Ask the Bach-Man" on our message board at [www.bachmanntrains.com!](http://www.bachmanntrains.com!)



POCAHONTAS LUMBER CO.  
Item No. 25660



MIDWEST QUARRY & MINING CO.  
Item No. 25661





# 14-Ton Two-Truck Stearns-Heisler

(DCC Equipped and Sound Ready)

Performs best on 15" radius curves or greater.

Suggested price: \$439.00 each

The Stearns-Heisler continues our collection of geared steam locomotives along with our On30 Shay and Climax. This 14-ton two-truck locomotive was an early Heisler, manufactured from the late 1890s. This is a DCC-equipped model with all the fine detailing you expect from our *Spectrum*® line, along with 16-bit Tsunami® plug-and-play sound capability. (Separate-sale Item No. 44953, Stearns-Heisler Plug-and-Play Sound Module, required for sound-on-board performance.)

**Features include:**

- DCC-equipped for speed, direction, and lighting control
- sound ready with factory-installed speaker
- dual-mode NMRA-compliant decoder
- die-cast construction
- coreless motor
- all-gear drive
- enclosed gearbox
- heavy-duty universals
- prototypical trucks
- constant soft white LED lighting
- choice of three stacks and optional oil bunker included
- contoured wheel spokes per prototype
- blackened brass railings
- *E-Z Mate*® Mark II couplers



**COLORADO MINING CO. #4**  
Item No. 28801



**PAINTED, UNLETTERED - BLACK with WHITE PINSTRIPES and RUNNING BOARD STRIPES**  
Item No. 28803



**PAINTED, UNLETTERED - BLACK with RED WINDOWS, WHITE RUNNING BOARD STRIPES, and WHITE TIRES**  
Item No. 28804



**GREENBRIER & BIG RUN #5**  
Item No. 28805



**MIDWEST QUARRY & MINING CO. #4**  
Item No. 28806



**STEARNS-HEISLER PLUG-AND-PLAY SOUND MODULE**  
Item No. 44953  
Suggested price: \$129.00

Provides prototypical 16-bit SoundTraxx® Tsunami® sound when plugged into decoder inside Bachmann On30 Stearns-Heisler.



## 2-6-6-2 Articulated Locomotive with Tender (DCC Equipped)

Performs best on 18" radius curves or greater.

Suggested price: \$449.00 each

Our On30 2-6-6-2 was the first accurately scaled and detailed model of an articulated engine in this scale. It is based on a 30-inch Baldwin Locomotive Works design and includes many optional parts so you can customize the locomotive to suit your own layout.

### *Locomotive features include:*


- DCC-equipped for speed, direction and lighting
- dual-mode NMRA-compliant decoder with 8-pin plug
- dual flywheel drive
- die-cast twin idler gear boxes
- operates on 18" radius curves
- detailed cab with sliding windows
- detailed backhead with seat boxes
- E-Z Mate® Mark II couplers

### *Tender features include:*

- operating LED backup light
- easy access to decoder
- die-cast underframe
- accurate long wheel base per prototype



**GREENBRIER & BIG RUN LUMBER CO. #41**  
Item No. 28757



**POCAHONTAS LUMBER CO. #42**  
Item No. 28760



**MIDWEST QUARRY & MINING CO. #43**  
Item No. 28761



**COLORADO MINING CO. #46**  
Item No. 28762



**PAINTED, UNLETTERED - BLACK with RED & WHITE TRIM**  
Item No. 28798



**PAINTED, UNLETTERED - BLACK**  
Item No. 28799



# Baldwin 2-4-4-2 Articulated Locomotive with Tender

(DCC Equipped and Sound Ready)

Performs best on 18" radius curves or greater.

Suggested price: \$549.00 each

Bachmann presents a classic Baldwin design, the 2-4-4-2 articulated, in a DCC-equipped model ready for the addition of 16-bit Tsunami® plug-and-play prototypical sound. (Separate-sale Item No. 44952, 2-4-4-2 Plug-and-Play Sound Module, required for sound-on-board performance.)

**Features include:**

- sound ready with factory-installed speaker
- DCC-equipped for speed, direction and lighting
- dual-mode NMRA-compliant decoder
- all-gear, dual flywheel drive
- constant LED lighting
- detailed backhead
- choice of three smokestack styles included
- choice of three headlight styles included
- choice of two pilots included
- optional oil bunker included
- Walschaert valve gear
- *E-Z Mate*® Mark II couplers




**2-4-4-2 PLUG-AND-PLAY SOUND MODULE**  
Item No. 44952 • Suggested price: \$129.00  
Provides prototypical 16-bit SoundTraxx® Tsunami® sound when plugged inside Bachmann On30 2-4-4-2.



PAINTED, UNLETTERED with STEEL CAB - BLACK  
Item No. 29001



PAINTED, UNLETTERED with STEEL CAB - BLACK  
with RED WINDOWS & WHITE STRIPES  
Item No. 29002



PAINTED, UNLETTERED with  
WOOD CAB - BLACK  
Item No. 29003



ALL PRODUCTS ON THESE PAGES  
EQUIPPED WITH BODY-MOUNTED  
*E-Z MATE*® MARK II COUPLERS



PAINTED, UNLETTERED with WOOD CAB -  
BLACK with RED WINDOWS & WHITE STRIPES  
Item No. 29004





# Baldwin 4-6-0 Steam Locomotive (Sound Equipped)

Performs best on 18" radius curves or greater.

Suggested price: \$525.00 each



Along with its 4-4-0 cousin, the 4-6-0 configuration was one of the most common wheel arrangements offered by locomotive manufacturers. The combination of speed and traction made 4-6-0s suitable for both freight and passenger service, and nearly every railroad used them. Our On30 locomotives are based on stock models from Baldwin's narrow gauge catalog.

**Features include:**

- DCC sound-equipped
- dual-mode NMRA-compliant decoder with 8-pin plug
- flywheel drive
- idler gear box
- die-cast frame, boiler, and cab
- machined, blackened wheels
- wood cab and steel cab versions
- additional die-cast detail parts
- easy-to-install options, including three headlight/backup light styles (oil, acetylene, electric), three stack styles (cap, Rushton, tapered), and three fuel loads (wood, coal, oil) included with each model
- E-Z Mate® Mark II couplers

Decoder features include:

- authentic sound effects uniquely appropriate to each model
- three whistles to choose from in each model
- real-time whistle for creating authentic signals
- high-quality 16-bit digital sound
- advanced motor control features, including load compensation and silent drive to provide smooth, quiet operation
- supports all recognized programming methods



**PAINTED, UNLETTERED with STEEL CAB  
BLACK with RED WINDOWS & WHITE TRIM**  
Item No. 28901



**PAINTED, UNLETTERED with WOOD CAB  
and FLUTED DOMES - BLACK**  
Item No. 28902



**PAINTED, UNLETTERED with STEEL CAB - BLACK**  
Item No. 28903



**ET&WNC #12 with STEEL CAB  
BLACK with RED WINDOWS & WHITE PINSTIPES**  
Item No. 28904



**ET&WNC #14 with STEEL CAB  
GREEN with GOLD LINING & RED WINDOWS**  
Item No. 28905



**GREENBRIER & BIG RUN LUMBER CO. #32  
with STEEL CAB**  
Item No. 28906



**ALL PRODUCTS ON THESE PAGES  
EQUIPPED WITH BODY-MOUNTED  
E-Z MATE® MARK II COUPLERS**

## Baldwin 4-6-0 Steam Locomotive (DCC Equipped)

**DCC**  
**ON BOARD**

Performs best on 18" radius curves or greater.

Suggested price: \$419.00 each

Along with its 4-4-0 cousin, the 4-6-0 configuration was one of the most common wheel arrangements offered by locomotive manufacturers. The combination of speed and traction made 4-6-0s suitable for both freight and passenger service, and nearly every railroad used them. Our On30 locomotives are based on stock models from Baldwin's narrow gauge catalog.

### Features include:

- DCC-equipped for speed, direction, and lighting
- dual-mode NMRA-compliant decoder with 8-pin plug
- flywheel drive
- idler gear box
- die-cast frame, boiler, and cab
- machined, blackened wheels
- wood cab and steel cab versions
- additional die-cast detail parts
- easy-to-install options, including three headlight/backup light styles (oil, acetylene, electric), three stack styles (cap, Rushton, tapered), and three fuel loads (wood, coal, oil) included with each model
- E-Z Mate® Mark II couplers



**GREENBRIER & BIG RUN  
LUMBER CO. #31 with STEEL CAB**  
Item No. 28657



**ET&WNC #12 with STEEL CAB  
GREEN with GOLD LINING & RED WINDOWS**  
Item No. 28670



**ET&WNC #11 with STEEL CAB  
BLACK with RED WINDOWS**  
Item No. 28671



**PAINTED, UNLETTERED  
with STEEL CAB - BLACK**  
Item No. 28696



**PAINTED, UNLETTERED  
with WOOD CAB and FLUTED DOMES - BLACK**  
Item No. 28697



**PAINTED, UNLETTERED with  
STEEL CAB - BLACK with RED WINDOWS & WHITE TRIM**  
Item No. 28698



**DENVER & RIO GRANDE WESTERN™ #136**  
Item No. 25242



**PAINTED, UNLETTERED – BUMBLE BEE**  
Item No. 25249

**NEW**

**WHITE PASS & YUKON #56**  
*(not shown)*  
Item No. 25250

**NEW**

**COLORADO MINING CO. #8**  
*(not shown)*  
Item No. 25262



## 2-6-0 Steam Locomotive and Tender

Performs best on 18" radius curves or greater.

Suggested price: \$189.00 each



### Features include:

- operating headlight
- completely hidden drive train
- see-through clearance under boiler
- precision motor (with hardened carbon brushes)
- numerous metal detail parts
- finescale pilot
- sprung center axle for superior tracking performance and electrical pickup
- short-coupled tender with coal load
- *E-Z Mate*® Mark II couplers



Have a question? You can "Ask the Bach Man" on our message board at [www.bachmantrains.com!](http://www.bachmantrains.com!)



**ALL PRODUCTS ON THESE PAGES  
EQUIPPED WITH BODY-MOUNTED  
*E-Z MATE*® MARK II COUPLERS**



# Outside Frame Modern 4-4-0 Steam Locomotive (DCC Equipped)



Performs best on 18" radius curves or greater.

Suggested price: \$395.00 each

The prototype that inspired our On30 locomotive was a later model 4-4-0 design built at the end of the steam era. Painted and striped "as delivered," modelers can customize their locomotive with their own lettering and multiple-style accessory features.

**Features include:**

- DCC-equipped for speed, direction, and lighting
- dual-mode NMRA-compliant decoder with 8-pin plug for DCC or DC operation
- flywheel drive
- idler gear box
- die-cast frame, boiler, and cab
- machined, blackened wheels
- additional die-cast detail parts
- three stack styles (cap, Rushton, tapered), and three fuel loads (wood, coal, oil) included with each model
- E-Z Mate® Mark II couplers



**PAINTED, UNLETTERED - BLACK**  
*(1920s Steel Cab & Foot Board Pilot)*  
Item No. 28321



**PAINTED, UNLETTERED - BLACK with  
RED WINDOWS and WHITE STRIPES**  
*(1920s Wood Cab & Foot Board Pilot)*  
Item No. 28322



**PAINTED, UNLETTERED - RUSSIA IRON  
with RED WINDOWS & SILVER TRIM**  
*(1920s Steel Cab & Road Pilot)*  
Item No. 28323



**PAINTED, UNLETTERED - BLACK with  
GRAPHITE SMOKE & FIRE BOX**  
*(1930s - 1940s Wood Cab & Road Pilot)*  
Item No. 28324



**PAINTED, UNLETTERED - BLACK with  
RED WINDOWS & SILVER TRIM**  
*(1930s - 1940s Steel Cab & Foot Board Pilot)*  
Item No. 28325



**PAINTED, UNLETTERED - BLACK with  
RED WINDOWS & WHITE PINSTRIPEs**  
*(1930s - 1940s Steel Cab & Foot Board Pilot)*  
Item No. 28326



**DENVER & RIO GRANDE WESTERN™ #136**  
Item No. 25242



**PAINTED, UNLETTERED – BUMBLE BEE**  
Item No. 25249

**NEW**

**WHITE PASS & YUKON #56**  
*(not shown)*  
Item No. 25250

**NEW**

**COLORADO MINING CO. #8**  
*(not shown)*  
Item No. 25262



## 2-6-0 Steam Locomotive and Tender

Performs best on 18" radius curves or greater.

Suggested price: \$189.00 each



### Features include:

- operating headlight
- completely hidden drive train
- see-through clearance under boiler
- precision motor (with hardened carbon brushes)
- numerous metal detail parts
- finescale pilot
- sprung center axle for superior tracking performance and electrical pickup
- short-coupled tender with coal load
- *E-Z Mate*® Mark II couplers



Have a question? You can "Ask the Bach Man" on our message board at [www.bachmantrains.com!](http://www.bachmantrains.com!)



**ALL PRODUCTS ON THESE PAGES  
EQUIPPED WITH BODY-MOUNTED  
*E-Z MATE*® MARK II COUPLERS**

## Outside Frame Modern 4-4-0 Steam Locomotive (DCC Equipped)

**DCC**<sup>®</sup>  
**ON BOARD**

Performs best on 18" radius curves or greater.

Suggested price: \$395.00 each

The prototype that inspired our On30 locomotive was a later model 4-4-0 design built at the end of the steam era. Painted and striped "as delivered," modelers can customize their locomotive with their own lettering and multiple-style accessory features.

### Features include:

- DCC-equipped for speed, direction, and lighting
- dual-mode NMRA-compliant decoder with 8-pin plug for DCC or DC operation
- flywheel drive
- idler gear box
- die-cast frame, boiler, and cab
- machined, blackened wheels
- additional die-cast detail parts
- three stack styles (cap, Rushton, tapered), and three fuel loads (wood, coal, oil) included with each model
- E-Z Mate<sup>®</sup> Mark II couplers



**PAINTED, UNLETTERED - BLACK**  
(1920s Steel Cab & Foot Board Pilot)  
Item No. 28321



**PAINTED, UNLETTERED - BLACK with  
RED WINDOWS and WHITE STRIPES**  
(1920s Wood Cab & Foot Board Pilot)  
Item No. 28322



**PAINTED, UNLETTERED - RUSSIA IRON  
with RED WINDOWS & SILVER TRIM**  
(1920s Steel Cab & Road Pilot)  
Item No. 28323



**PAINTED, UNLETTERED - BLACK with  
GRAPHITE SMOKE & FIRE BOX**  
(1930s - 1940s Wood Cab & Road Pilot)  
Item No. 28324



**PAINTED, UNLETTERED - BLACK with  
RED WINDOWS & SILVER TRIM**  
(1930s - 1940s Steel Cab & Foot Board Pilot)  
Item No. 28325



**PAINTED, UNLETTERED - BLACK with  
RED WINDOWS & WHITE PINSTRIPES**  
(1930s - 1940s Steel Cab & Foot Board Pilot)  
Item No. 28326



# Porter 0-4-2 Steam Locomotive (Sound Equipped)

Performs best on 18" radius curves or greater.

Suggested price: \$329.00 each

The 0-4-2's larger fuel bunker and trailing truck allowed it to travel longer distances than its "little brother," the Porter 0-4-0. They were put to work on plantation, logging, and construction roads. Bachmann is pleased to offer this popular narrow gauge steam locomotive with many premium features, including an NMRA-compliant decoder and *SoundTraxx*® Tsunami® sound technology so you can enjoy every authentic whistle, bell, chuff, and much more in realistic high-quality 16-bit sound.

**Features include:**

- DCC sound-equipped
- dual-mode NMRA-compliant decoder
- precision can motor
- operating LED headlight
- die-cast boiler and frame
- completely hidden drive train
- choice of three smokestacks
- separate metal detail parts, including bell, whistle, and handrail
- separate Porter Company builder's plate
- detailed cab interior
- die-cast finescale drivers
- metal valve guides
- main axles with ball bearings
- *E-Z Mate*® Mark II couplers



Decoder features include:

- authentic sound effects uniquely appropriate to each model
- three whistles to choose from in each model
- real-time whistle for creating authentic signals
- high-quality 16-bit digital sound
- advanced motor control features, including load compensation and silent drive to provide smooth, quiet operation
- supports all recognized programming methods



**ALL PRODUCTS ON THESE PAGES  
EQUIPPED WITH BODY-MOUNTED  
E-Z MATE® MARK II COUPLERS**



**PAINTED, UNLETTERED - MAROON**  
Item No. 28201



**PAINTED, UNLETTERED - BLACK  
with WHITE PINSTRIPES**  
Item No. 28203



**PAINTED, UNLETTERED - BLACK  
with MAROON & GOLD**  
Item No. 28202



**TIOGA LUMBER CO. #3**  
Item No. 28204



**CLEAR LAKE LUMBER CO. #2**  
Item No. 28205

SOUND ON BOARD®

## Porter 0-4-2 Steam Locomotive (DCC Equipped)



Performs best on 18" radius curves or greater.

Suggested price: \$185.00 each

The 0-4-2's larger fuel bunker and trailing truck allowed it to travel longer distances than its "little brother," the Porter 0-4-0. They were put to work on plantation, logging, and construction roads. Bachmann is pleased to offer this popular narrow gauge steam locomotive with many premium features, including an NMRA-compliant decoder.

**Features include:**

- DCC-equipped for speed, direction, and lighting
- dual-mode NMRA-compliant decoder
- precision can motor
- operating LED headlight
- die-cast boiler and frame
- completely hidden drive train
- choice of three smokestacks
- separate metal detail parts, including bell, whistle, and handrail
- separate Porter Company builder's plate
- detailed cab interior
- die-cast finescale drivers
- metal valve guides
- main axles with ball bearings
- *E-Z Mate*® Mark II couplers



GREENBRIER & BIG RUN LUMBER CO.  
Item No. 28257



TIOGA LUMBER CO. #2  
Item No. 28259



PAINTED, UNLETTERED - MAROON  
Item No. 28260



PAINTED, UNLETTERED - BLACK  
with MAROON & GOLD  
Item No. 28261



PAINTED, UNLETTERED - BLACK  
Item No. 28299

## Porter 0-4-0 Steam Locomotive (Sound Equipped)

Performs best on 18" radius curves or greater.

Suggested price: \$330.00 each



With a simple, compact design perfectly suited for sharp curves and rough track, the prototype of this 8-ton "teapot with character" hissed and puffed its way through the light branchlines and industrial railroads of the steam era. Bachmann is pleased to offer this popular narrow gauge steam locomotive with many premium features, including an NMRA-compliant decoder and *SoundTraxx*® Tsunami® sound technology that allows you to enjoy every authentic whistle, bell, chuff, and much more in realistic high-quality 16-bit sound.

### Features include:

- DCC sound-equipped
- dual-mode NMRA-compliant decoder
- precision can motor
- constant lighting LED headlight
- operating cab windows
- die-cast boiler and frame
- completely hidden drive train
- choice of three smokestacks
- separate metal detail parts, including bell, whistle, and handrail
- separate Porter Company builder's plate
- detailed cab interior with coal bunker
- die-cast finescale drivers
- metal valve guides
- main axles with ball bearings
- *E-Z Mate*® Mark II couplers

### Decoder features include:

- authentic sound effects uniquely appropriate to each model
- three whistles to choose from in each model
- real-time whistle for creating authentic signals
- high-quality 16-bit digital sound
- advanced motor control features, including load compensation and silent drive to provide smooth, quiet operation
- supports all recognized programming methods



**PAINTED, UNLETTERED - BLACK  
with HORIZONTAL CAB PANEL**  
Item No. 28059



## Porter 0-4-0 Steam Locomotive (DCC Equipped)

Performs best on 18" radius curves or greater.

Suggested price: \$185.00 each



With a simple, compact design perfectly suited for sharp curves and rough track, the prototype of this 8-ton "teapot with character" hissed and puffed its way through the light branchlines and industrial railroads of the steam era. Bachmann is pleased to offer this popular narrow gauge locomotive with many premium features, including an NMRA-compliant decoder.

### Features include:

- DCC-equipped for speed, direction, and lighting
- dual-mode NMRA-compliant decoder
- precision can motor
- constant lighting LED headlight
- operating cab windows
- die-cast boiler and frame
- completely hidden drive train
- choice of three smokestacks
- separate metal detail parts, including bell, whistle, and handrail
- separate Porter Company builder's plate
- detailed cab interior with coal bunker
- die-cast finescale drivers
- metal valve guides
- main axles with ball bearings
- *E-Z Mate*® Mark II couplers



**PAINTED, UNLETTERED - BLACK  
with VERTICAL CAB PANEL**  
Item No. 28098



**PAINTED, UNLETTERED - BLACK  
with HORIZONTAL CAB PANEL**  
Item No. 28099



# Whitcomb 50-Ton Center-Cab Diesel



(DCC Equipped and Sound Ready)

Performs best on 15" radius curves or greater.

Suggested price: \$435.00 each

Bachmann is excited to introduce the *50-Ton Center-Cab Whitcomb* On30 diesel locomotive. These hard workers handled duties everywhere from industrial rail yards to sugar plantations. It is being offered in a DCC-equipped model ready for the addition of 16-bit Tsunami® plug-and-play prototypical sound. (Separate-sale Item No. 44955, Whitcomb Plug-and-Play Sound Module, required for sound-on-board performance.)

**Features include:**

- DCC-equipped for speed, direction, and lighting
- sound-ready with factory-installed speakers
- dual-mode NMRA-compliant decoder
- die-cast construction
- soft white LED directional headlights
- precision motor
- eight-wheel drive
- dual balanced brass flywheels
- metal handrails
- photo-etched brass grille
- metal cut levers
- detailed cab with engineer
- optional die-cast bell and horn included
- *E-Z Mate*® Mark II couplers



**MIDWEST QUARRY**  
Item No. 29201



**PAINTED, UNLETTERED  
ORANGE and CREAM**  
Item No. 29202



**PAINTED, UNLETTERED  
YELLOW with BLACK STRIPES**  
Item No. 29203



**PAINTED, UNLETTERED  
RED with YELLOW**  
Item No. 29204



**WHITCOMB PLUG-AND-PLAY SOUND MODULE**

Item No. 44955 • Suggested price: \$129.00

Provides prototypical 16-bit SoundTraxx® Tsunami® sound when plugged inside Bachmann On30 Whitcomb Diesel.

## Railbus & Trailer

Performs best on 18" radius curves or greater.

Suggested price: \$289.00 each

Standard gauge railbuses were produced by many manufacturers, but narrow gauge versions, though offered, were rarely seen. This inspired us to follow through on a 30-inch model that never made it past the drawing board. We're pleased to bring this design to life with models of "what might have been."

### Features include:

- DCC-equipped for speed, direction, and lighting
- dual-mode NMRA-compliant decoder with 8-pin plug
- prototypical four-wheel drive
- hidden precision motor
- hidden flywheel
- scale-speed gearing
- paint schemes based on period styles
- removable roof
- full interior with seats, stove, operator's controls, gauges, gearshift, and pedals
- painted engineer figure
- LED interior lights and operating LED marker lights (railbus and trailer)
- designed for aftermarket sound installation
- E-Z Mate® Mark II couplers



**GREENBRIER & BIG RUN LUMBER CO.**  
Item No. 28457



**POCAHONTAS LUMBER CO.**  
Item No. 28460



**MIDWEST QUARRY & MINING CO.**  
Item No. 28461



**PAINTED, UNLETTERED  
SILVER & BLACK**  
Item No. 28499



ALL PRODUCTS ON THIS PAGE  
EQUIPPED WITH BODY-MOUNTED  
E-Z MATE® MARK II COUPLERS

# STREETCARS AND REVERSING SET WITH TRACK

**On30 SCALE**

## Closed Streetcar (with headlights and lighted interior)

Performs best on 15" radius curves or greater.

Suggested price: \$105.00 each



**CHRISTMAS**  
Item No. 25127



**UNITED TRACTION**  
Item No. 25128

## Village Street Car Set - Christmas


with electronic auto-reversing nickel silver E-Z Track®

Item No. 25017 • Suggested price: \$265.00

Our Village Street Car Set features an electronic auto-reversing E-Z Track® system that's the perfect solution for point-to-point passenger transit on your layout. A stop time of five to seven seconds allows plenty of time for O scale shoppers and travelers to board, and a variable speed controller lets you determine the rate of travel. Then, sit back and enjoy the ride while your town or city comes to life!

### Features include:

- street car with headlights and lighted interior
- variable speed control
- 4 pieces of 18" radius curved, auto-reversing E-Z Track®
- 3 pieces of 9" straight, auto-reversing E-Z Track®
- 1 piece of straight E-Z Track® with attached station house
- 1 Hayes bumper
- illustrated instruction manual



## ELECTRONIC AUTO-REVERSING NICKEL SILVER E-Z TRACK®

Suggested price: See E-Z Track® listings in the standard line HO section of this catalog.

You can expand your auto-reversing train set or track system with Electronic Auto-Reversing Nickel Silver E-Z Track® sections. Available in 9-inch straight or 18-inch radius curved sections, this electronically equipped track is specifically designed for the open-end track configuration of our auto-reversing track system, allowing you to go virtually anywhere in your layout.



**AUTO-REVERSING 9" STRAIGHT**  
(4 per card)  
Item No. 44548



**AUTO-REVERSING 18" RADIUS CURVED**  
(4 per card)  
Item No. 44549

*Note: this track will not operate as reversing track unless it is used in conjunction with train set numbers 00401, 00402, 25016, 25017, or with our auto-reversing track system, Item No. 44547*



## Two-Door Baggage Car (with lighted interior)

Suggested price: \$73.00 each



UNLETTERED - BURGUNDY & BLACK  
Item No. 26498



ALL PRODUCTS ON THESE PAGES  
EQUIPPED WITH BODY-MOUNTED  
E-Z MATE® MARK II COUPLERS

## Convertible Coach/Observation Car (with lighted interior)

Suggested price: \$69.00 each

Observation railing is included with each car so you can easily convert from Coach to Observation, if desired.



PAINTED, UNLETTERED  
BURGUNDY with GOLD LINING  
*(not shown)*  
Item No. 26201



PAINTED, UNLETTERED  
OLIVE with GOLD LINING  
Item No. 26202  
*(Large Scale model shown for illustrative purposes)*

## Box Car

Suggested price: \$58.00 each



BACHMANN 175<sup>th</sup> ANNIVERSARY  
Item No. 27017



OXIDE RED - DATA ONLY  
*(not shown)*  
Item No. 27097



MINERAL RED - DATA ONLY  
*(not shown)*  
Item No. 27098

## Gondola

Suggested price: \$45.00



**OXIDE RED - DATA ONLY**  
Item No. 27297



**BLACK - DATA ONLY**  
Item No. 27298

## Billboard Reefer

Suggested price: \$76.00 each



**DAIRYMEN'S LEAGUE**  
Item No. 27401



**A. C. DOLE & SON DAIRY**  
Item No. 27402



**PIONEER VALLEY HAM & BACON**  
Item No. 27403



**RIVERSIDE MILK DAIRY**  
Item No. 27404

## Stock Car

Suggested price: \$52.00



**PAINTED, UNLETTERED**  
Item No. 27599

## Tank Car

Suggested price: \$58.00 each



**NEW**

**STANDARD OIL**  
*(not shown)*  
Item No. 27131



**DURANGO & SILVERTON #0474 "FIRE SUPPRESSION"**  
Item No. 27122  
*(Large Scale model shown for illustrative purposes)*



**PAINTED, UNLETTERED - SILVER**  
Item No. 27198

## Ventilated Box Car

Suggested price: \$69.00 each



**PAINTED, UNLETTERED**  
Item No. 27699



## Logging and Mining Cars (three cars per box)

These cars feature die-cast frames and are packed three to a box.



**SKELETON LOG CARS with RESIN LOGS**  
*(three cars per box)*  
Item No. 27391 • Suggested price: \$132.00



**WOOD SIDE-DUMP CARS**  
**OXIDE RED**  
*(three cars per box)*  
Item No. 29801 • Suggested price: \$105.00



**V-DUMP CARS**  
*(three cars per box)*  
Item No. 29802 • Suggested price: \$105.00



**WOOD SIDE-DUMP CARS**  
**GREEN**  
*(three cars per box; not shown)*  
Item No. 29804 • Suggested price: \$105.00



**ALL PRODUCTS ON THESE PAGES**  
**EQUIPPED WITH BODY-MOUNTED**  
**E-Z MATE® MARK II COUPLERS**



Have a question? You can  
"Ask the Bach-Man" on  
our message board at  
[www.bachmanntrains.com!](http://www.bachmanntrains.com!)



## 18' Freight Cars (2 per box)

Finely detailed from the proportioned brake wheel to the individual handrails, Bachmann is proud to offer this line of shorter, 18' Freight Cars. They also feature brake shoes, *E-Z Mate*® Mark II couplers, and metal wheels. Packed two to the box, these 18' cars will go a long way to adding new interest to your On30 freight line.



**BOX CAR – OXIDE RED, DATA ONLY**  
*(includes second set of doors)*  
Item No. 26501 • Suggested price: \$115.00



Second door style



**FLAT CAR – OXIDE RED, DATA ONLY**  
Item No. 26511 • Suggested price: \$83.00



**TANK CAR – SILVER, DATA ONLY**  
Item No. 26521 • Suggested price: \$115.00



**TANK CAR – BLACK, DATA ONLY**  
*(not shown)*  
Item No. 26522 • Suggested price: \$115.00

## Caboose (with lighted interior)

Suggested price: \$69.00 each



**MIDWEST QUARRY & MINING COMPANY #7**  
Item No. 27761

# 18' Freight Cars (2 per box; continued)



LOW-SIDE GONDOLA – OXIDE RED, DATA ONLY  
Item No. 26531 • Suggested price: \$83.00




HIGH-SIDE GONDOLA – OXIDE RED, DATA ONLY  
Item No. 26541 • Suggested price: \$95.00



BOX CAR with MURPHY ROOF  
OXIDE RED, DATA ONLY  
*(includes second set of doors and 2 optional roofwalk extensions)*  
Item No. 26551 • Suggested price: \$115.00



Second door style



Roofwalk extensions



ALL PRODUCTS ON THESE PAGES  
EQUIPPED WITH BODY-MOUNTED  
E-Z MATE® MARK II COUPLERS

# Caboose (with lighted interior; continued)



COLORADO MINING #3  
Item No. 27762



Have a question? You can  
"Ask the Bach-Man" on  
our message board at  
[www.bachmanntrains.com!](http://www.bachmanntrains.com)



## Wood Side-Door Caboose (with lighted interior)

Suggested price: \$89.00 each

ALL PRODUCTS ON THIS PAGE  
EQUIPPED WITH BODY-MOUNTED  
E-Z MATE™ MARK II COUPLERS



**SANDY RIVER & RANGELEY LAKE**  
Item No. 26777



**PAINTED, UNLETTERED - CABOOSE RED**  
Item No. 26796



**PAINTED, UNLETTERED - OXIDE BROWN**  
Item No. 26797



**PAINTED, UNLETTERED - OXIDE RED**  
Item No. 26798



**PAINTED, UNLETTERED - YELLOW & BLACK**  
Item No. 26799



## Complete Trucks with Wheels



**ARCH BAR FREIGHT TRUCKS**  
Item No. 29901  
Suggested price: \$19.00 per pair



**DIE-CAST PASSENGER TRUCKS**  
Item No. 29902  
Suggested price: \$19.00 per pair



**LONG WHEELBASE  
ARCH BAR FREIGHT TRUCKS**  
Item No. 29903  
Suggested price: \$22.00 per pair



**LOW FRAME 4'1"  
ARCH BAR FREIGHT TRUCKS**  
Item No. 29904  
Suggested price: \$22.00 per pair



**VULCAN FREIGHT TRUCKS**  
Item No. 29905  
Suggested price: \$19.00 per pair


## Accessories



**LOG SKIDDER**  
*(non-operating; 1 per box)*  
Item No. 27301 • Suggested price: \$42.00



**FREIGHT CAR UNDERFRAME - BLACK**  
*(3 per pack)*  
Item No. 29906 • Suggested price: \$27.00



**FREIGHT CAR UNDERFRAME - OXIDE RED**  
*(3 per pack)*  
Item No. 29907 • Suggested price: \$27.00



**2-6-0 PILOTS with OPERATING  
MAGNETIC COUPLERS**  
*(2 per pack)*  
Item No. 29908 • Suggested price: \$17.00

**Large  
SCALE**

**Spectrum**  
STEAM LOCOMOTIVES

## 1:20.3 55-Ton Three-Truck Shay

Performs best on 8' diameter curves or greater.

Suggested price: \$1375.00 each

Inspired by a classic Lima steel cab design (circa 1908 – 1915), this Shay was created through extensive research and our continued commitment to 1:20.3 finescale railroading.

### **Features include:**

- DCC ready with factory-installed 8-pin socket for DCC decoder installation of your choice
- die-cast power blocks and gear boxes
- all-wheel drive
- steel cab with detailed interior
- numerous detail parts
- operating headlight and backup light
- operating smoke unit
- three-position polarity switch for conformance to NMRA standards or large scale model railroading practices, and a center/off position



**OREGON LUMBER COMPANY #110**  
Item No. 82494



**MEADOW RIVER LUMBER COMPANY #7**  
Item No. 82496



## 1:20.3 55-Ton Three-Truck Shay (continued)



PAINTED, UNLETTERED – BLACK with RED & WHITE TRIM  
Item No. 82498



PAINTED, UNLETTERED – BLACK  
Item No. 82499

## Shay Power Trucks with Die-Cast Power Blocks

Suggested price: \$359.00

We're happy to offer new technology for an old favorite in the *Spectrum*® line with backward-compatible *Shay Power Trucks*. Die-cast power blocks and improved pickup make this a "must have" item for Large Scale Shay modelers and kitbashers.



SHAY POWER TRUCKS – 1 PAIR  
(with die-cast power blocks)  
Item No. 88999

**Large  
SCALE**

**STEAM LOCOMOTIVES**

## 1:20.3 Two-Truck Climax (Sound Equipped)

Performs best on 4' diameter curves or greater.

Suggested price: \$1575.00 each



The Class "B" two-truck locomotive, introduced by Climax in 1893, featured a horizontal boiler with slanted cylinders. The new design was an instant success and quickly became Climax's most popular model, remaining so throughout the company's history. Bachmann is proud to present this Climax model with *SoundTraxx*® Tsunami® sound technology that allows you to enjoy every authentic whistle, bell, chuff, and much more in realistic high-quality 16-bit sound.

### Features include:

- DCC sound-equipped
- nonproprietary plug-and-play electronics interface to accommodate the control system of your choice, including DC, NMRA DCC, and radio control/battery operation
- choose track or battery power pickup, operation according to NMRA or Large Scale railroading practices, motor power on/off, and DCC or DC operation of cab lights, firebox flicker, and ash pan glow with a center "off" position
- switch behind the smoke box door with center "off" position to choose either DCC or DC operation of the smoke unit
- optical sensors in the locomotive that give you the option of adjusting the timing and count of steam chuffs
- realistic firebox flicker and ash pan glow
- electrical pickup on all wheels
- precision-balanced can motor
- super-detailed power trucks with accurate sideframes, brake beams, brake hangers, brake shoes, and distinctive Climax spoked drivers
- die-cast metal I beam frames and motor mounts
- prototypically correct operating Johnson bar and inside Stephenson valve gear
- constant lighting of the LED headlight and cab light
- numerous prototype details including blackened metal handrails and coupler lift bars; air pump; accurately scaled sand lines and additional piping; brass bell, pop valves, and whistle; electric generator; and scale rivet detail
- choice of three smokestack styles
- locomotive cab with operating doors, windows and roof hatch, authentically detailed with globe valves, water sight glass, gauges, throttle, air brake stand, reversing (Johnson) bar, and piping
- choice of coal or oil fuel load



CLEAR LAKE LUMBER CO. #7  
Item No. 86093

### Decoder features include:

- authentic sound effects uniquely appropriate to each model
- three whistles to choose from in each model
- real-time whistle for creating authentic signals
- high-quality 16-bit digital sound
- advanced motor control features, including load compensation and silent drive to provide smooth, quiet operation
- supports all recognized programming methods



ELK RIVER COAL & LUMBER CO. #4  
Item No. 86094

1:20.3 Two-Truck Climax (Sound Equipped) (continued)



CLIMAX #3  
*(demonstrator)*  
Item No. 86095



BAYSIDE LUMBER CO. #4  
Item No. 86096



PAINTED, UNLETTERED – BLACK with  
WHITE RUNNING BOARD STRIPING  
Item No. 86097



PAINTED, UNLETTERED – BLACK with RED WINDOWS,  
WHITE PINSTRIPING, & WHITE RUNNING BOARDS  
Item No. 86098





## 1:20.3 Two-Truck Climax Locomotive

Performs best on 4' diameter curves or greater.

Suggested price: \$1425.00 each

The Class "B" two-truck locomotive, introduced by Climax in 1893, featured a horizontal boiler with slanted cylinders. The new design was an instant success and quickly became Climax's most popular model, remaining so throughout the company's history.

### **Features include:**

- ready for decoder installation of your choice
- nonproprietary plug-and-play electronics interface to accommodate the control system of your choice, including DC, NMRA DCC, and radio control/battery operation
- choose track or battery power pickup, operation according to NMRA or Large Scale railroading practices, motor power on/off, and DCC or DC operation of cab lights, firebox flicker, and ash pan glow with a center "off" position
- switch behind the smoke box door with center "off" position to choose either DCC or DC operation of the smoke unit
- optical sensors in the locomotive that give you the option of adjusting the timing and count of steam chuffs
- realistic firebox flicker and ash pan glow
- electrical pickup on all wheels
- precision-balanced can motor
- super-detailed power trucks with accurate sideframes, brake beams, brake hangers, brake shoes, and distinctive Climax spoked drivers
- die-cast metal I beam frames and motor mounts
- prototypically correct operating Johnson bar and inside Stephenson valve gear
- constant lighting of the LED headlight and cab light
- numerous prototype details including blackened metal handrails and coupler lift bars; air pump; accurately scaled sand lines and additional piping; brass bell, pop valves, and whistle; electric generator; and scale rivet detail
- choice of three smokestack styles
- locomotive cab with operating doors, windows and roof hatch, authentically detailed with globe valves, water sight glass, gauges, throttle, air brake stand, reversing (Johnson) bar, and piping
- choice of coal or oil fuel load



**CLEAR LAKE LUMBER CO. #6**  
Item No. 85093



**ELK RIVER COAL & LUMBER CO. #3**  
Item No. 85094

1:20.3 Two-Truck Climax Locomotive (continued)



CLIMAX #2  
*(demonstrator)*  
Item No. 85095



BAYSIDE LUMBER CO. #3  
Item No. 85096



PAINTED, UNLETTERED – BLACK with  
WHITE RUNNING BOARD STRIPING  
Item No. 85097



PAINTED, UNLETTERED – BLACK with RED WINDOWS,  
WHITE PINSTRIPING, & WHITE RUNNING BOARDS  
Item No. 85098



## 1:20.3 C-19 Steam Locomotive

Performs best on 8' diameter curves or greater.

Suggested price: \$1650.00 each

This groundbreaking Large Scale C-19 2-8-0 model has many advanced features including:

- powerful precision-balanced can motor connected to an all-metal gearbox and gears with appropriate gear reduction combine to create an eight-wheel drive system with superior performance at realistic speeds
- equalized locomotive suspension system to provide super-smooth operation on uneven track
- electrical pickup from all drive wheels and both tender trucks
- advanced nonproprietary plug-and-play electronic printed circuit board to accommodate the control systems of your choice, including DC power, NMRA/NEM DCC, and/or RC operation
- choose track or battery power pickup, operation according to NMRA or Large Scale railroading practices, and motor power on/off
- choose either DCC or DC operation of the smoke unit, cab lights, realistic firebox flicker and ash pan glow, and classification lights
- two optical sensors, one in each cylinder, give you the option of adjusting the timing and count of steam chuffs
- factory-installed speaker, with wire pigtail, for easy installation of optional aftermarket sound system
- constant lighting of the LED headlight, classification lights, and cab light using soft white LED technology
- Johnson bar is connected to the fully adjustable inside Stephenson valve gear by a scale reach bar for reversing linkage that operates per prototype
- accurately reflects all the details found on the prototype road number modeled



D&RGW™ #345 - FLYING GRANDE with SHORT TENDER  
Item No. 83194



D&RGW™ #345 - BUMBLE BEE with SHORT TENDER  
Item No. 83195



# 1:20.3 C-19 Steam Locomotive (continued)



D&RGW™ #346 - ROYAL GORGE HERALD with LONG TENDER  
Item No. 83196



RGS #40 - SUNRISE HERALD with SHORT TENDER  
Item No. 83197



PAINTED, UNLETTERED - BLACK with SHORT TENDER  
Item No. 83198



PAINTED UNLETTERED - BLACK with RED & WHITE TRIM with LONG TENDER  
Item No. 83199

## 1:20.3 Baldwin 2-4-4 Forney Locomotive

Performs best on 8' diameter curves or greater.

Suggested price: \$1300.00 each

Matthias Forney's locomotive was designed to power elevated and surface commuter railroads in America's rapidly growing cities. It was very successful in this role but its success seemed short-lived due to the electrification of these rail lines. The unique design of Forney's locomotive enabled it to live on and made it an ideal form of motive power on railroads hauling stone in quarries, pulling log trains, and harvesting rubber on plantations as far away as Brazil. Bachmann continues this tradition by bringing you a revolutionary design from the past and updating it with exciting new engineering features from the present.

### Features include:

- nonproprietary plug-and-play electronics interface to accommodate the control system of your choice, including DC, NMRA DCC, and radio control/battery operation
- custom wound motor with flywheel
- heavy-duty driver and trailing truck electrical pickup
- exclusive truck locking mechanisms for multiple radii curve operation
- LED headlight and cab lighting
- highly detailed cab interiors featuring sliding windows and operating doors
- die-cast scale knuckle couplers front and rear
- switch behind smokebox door with center "off" position for DCC or DC operation of smoke unit
- moveable ash pan grates with authentic ash pan "glow"
- glowing firebox (load compensated)
- blackened die-cast metal running gear featuring optical sensors for aftermarket sound synchronization

- hand-tooled coal load
- brass bell with bell chord
- numerous die-cast detail parts including pop valves, whistle, and piping
- easy access to electronics in coal bunker



**OUTSIDE FRAME  
SANDY RIVER & RANGELEY LAKE #12**  
Item No. 80996

## 1:20.3 Scale Narrow Gauge 0-4-0T Side Tank Porter

Performs best on 4' diameter curves or greater.

Suggested price: \$339.00 each

Representing a stock model right off the pages of an H.K. Porter catalog, this side tank locomotive was commonly used in a variety of switching and industrial applications. Our 1:20.3 0-4-0T Side Tank Porter offers your railroad a tank configuration option to meet the needs of your growing industry.

### Features include:

- DCC ready with factory-installed 8-pin socket for DCC decoder installation of your choice
- operating headlight
- smoke generator with on/off switch
- prototypical cab style
- full backhead detail
- heavy-duty can motor
- hidden gear box
- metal connecting rods and main rods
- three-position polarity switch for conformance to NMRA standards or large scale model railroading practices, and a center/off position



**COLORADO MINING COMPANY**  
Item No. 82596




**MIDWEST QUARRY & MINING CO.**  
Item No. 82597

### 1:20.3 Baldwin 2-4-4 Forney Locomotive (continued)



INSIDE FRAME  
SANDY RIVER & RANGELEY LAKE #11  
Item No. 80997



OUTSIDE FRAME  
PAINTED, UNLETTERED - BLACK  
Item No. 80998



INSIDE FRAME  
PAINTED, UNLETTERED - BLACK  
Item No. 80999



### 1:20.3 Scale Narrow Gauge 0-4-0T Side Tank Porter (continued)



PAINTED, UNLETTERED - BLACK with RED & WHITE TRIM  
Item No. 82598



PAINTED, UNLETTERED - BLACK  
Item No. 82599



## 1:20.3 Narrow Gauge Rolling Stock

### Box Car with Murphy Roof

Performs best on 8' diameter curves or greater.

Suggested price: \$245.00 each



**COLORADO & SOUTHERN**  
Item No. 88695



**DENVER & RIO GRANDE WESTERN™**  
Item No. 88696



**FLORENCE & CRIPPLE CREEK**  
Item No. 88697



**PAINTED, DATA ONLY - OXIDE RED**  
Item No. 88698



**PAINTED, DATA ONLY - OXIDE BROWN**  
Item No. 88699



Have a question? You can "Ask the Bach-Man" on our message board at [www.bachmanntrains.com](http://www.bachmanntrains.com)!

## 1:20.3 Narrow Gauge Rolling Stock (continued)

### Frameless Tank Car

Performs best on 8' diameter curves or greater.

Suggested price: \$275.00 each



GRAMPS #88174  
Item No. 88493



GRAMPS #88169  
Item No. 88494



PAINTED, UNLETTERED - BLACK  
Item No. 88497



PAINTED, UNLETTERED - SILVER  
Item No. 88498



PAINTED, UNLETTERED - OXIDE RED  
Item No. 88499

## 1:20.3 Narrow Gauge Rolling Stock (continued)

### Framed Tank Car

Performs best on 8' diameter curves or greater.

Suggested price: \$249.00 each



PAINTED, UNLETTERED - BLACK  
Item No. 88197



PAINTED, UNLETTERED - SILVER  
Item No. 88198



PAINTED, UNLETTERED - OXIDE RED  
Item No. 88199



Have a question? You can  
"Ask the Bach-Man" on  
our message board at  
[www.bachmanntrains.com!](http://www.bachmanntrains.com)





## 1:20.3 Narrow Gauge Rolling Stock (continued)

### Long Caboose (with lighted interior)

Performs best on 8' diameter curves or greater.

Suggested price: \$339.00 each

We believe every train needs a caboose, and the remarkable detailing of our 1:20.3 Long Caboose makes it the perfect complement to any narrow gauge consist.

**Features include:**

- designed to operate on DC, DCC, or battery power layouts
- 8-pin socket for standard DCC decoder
- operating cupola windows (cupola style per prototype)
- removable roof
- lighted and detailed interior with bunks, seats, stove, piping, and simulated kerosene lamps
- blackened brass ladders
- die-cast caboose trucks with operating leaf springs
- metal wheels
- die-cast scale knuckle couplers (body-mounted coupler pockets for wide radius use only)
- offset shank couplers also included for use with other popular brands of narrow gauge couplers (1:22.5)
- two underside switches to choose battery, DC, or DCC operation and activation of table lights, marker lights, or both with center "off" position



DENVER & RIO GRANDE WESTERN™ #0505  
Item No. 88795



RIO GRANDE™  
"FLYING GRANDE"  
Item No. 88797



PAINTED, UNLETTERED  
OXIDE BROWN  
Item No. 88798



PAINTED, UNLETTERED  
OXIDE RED  
Item No. 88799

## Shay Power Trucks with Die-Cast Power Blocks

Suggested price: \$359.00

We're happy to offer new technology for an old favorite in the *Spectrum*® line with backward-compatible *Shay Power Trucks*. Die-cast power blocks and improved pickup make this a "must have" item for Large Scale Shay modelers and kitbashers.



**SHAY POWER TRUCKS – 1 PAIR**  
*(with die-cast power blocks)*  
Item No. 88999

---

## 1:20.3 Scale Accessories



**K-27 SWITCHER PILOT**  
Item No. 88015 • Suggested price: \$25.00



**K-27 ROAD PILOT**  
Item No. 88016 • Suggested price: \$25.00



**1:20.3 FINESCALE 32.5mm WHEEL SETS**  
*(4 per card)*  
Item No. 88071 • Suggested price: \$35.00



**1:20.3 FINESCALE 4' ARCH BAR FREIGHT TRUCKS**  
*(2 per card)*  
Item No. 88072 • Suggested price: \$83.00

## NATIONAL SALES OFFICE

1400 East Erie Avenue  
Philadelphia, PA 19124 USA  
Telephone: 215-533-1600  
Fax: 215-744-4699  
www.bachmanntrains.com

## UNITED KINGDOM

Bachmann Europe PLC,  
Moat Way, Barwell  
Leicestershire LE9 8EY  
United Kingdom  
Telephone: 44-1455-841756  
Fax: 44-1455-841787  
www.bachmann.co.uk

## GERMANY

Bachmann Europe PLC.  
Niederlassung Deutschland  
Am Umspannwerk 5  
D-90518 Altdorf Bei Nürnberg  
Germany  
Telephone: 49-9187-9722-0  
Fax: 49-9187-9722-22  
www.liliput.de

We strive to provide accurate information, but production issues sometimes occur that may alter the features of a particular item. Therefore, final product or pricing may vary from the information presented on these pages.

### SHOPPING OPTIONS

We encourage you to visit your local hobby shop to compare pricing and to tap into that store's valuable knowledge and support. Or, if you choose, you can enjoy the convenience of ordering directly from Bachmann Trains' own Web Store at <http://shop.bachmanntrains.com>.

Whether you choose to visit your local retailer or shop online with Bachmann, we thank you for your continued support!

### Thousands of Parts, in All Scales, Now Available Online

To order Bachmann parts from our Online Parts Catalog, visit the Parts & Service section of [www.bachmanntrains.com](http://www.bachmanntrains.com) and click on the "Order Parts" image.

You can also contact the Parts Team at [parts@bachmanntrains.com](mailto:parts@bachmanntrains.com) or call 1-800-356-3910 (within the United States) for more information.

If your Bachmann train product should need service, please contact our service department,

### SERVICE DEPARTMENT

Bachmann Industries, Inc.  
1400 East Erie Avenue  
Philadelphia, Pennsylvania 19124

1-800-356-3910  
[service@bachmanntrains.com](mailto:service@bachmanntrains.com)



Have a question? You can "Ask the Bach-Man" on our message board at [www.bachmanntrains.com!](http://www.bachmanntrains.com!)