

BACHMANN TRAINS



2018



www.bachmanntrains.com

2018

As Bachmann marks the 185th anniversary of our founding, it's a good time to reflect on what has kept us going strong since 1833. The first and most important factor is you, our customers. We thank you for your generations of support. We believe the second key is our commitment to quality as well as our variety of products, available in all the popular scales. The third foundation we have built upon for our success is the ability to evolve and take advantage of the latest technology. From our *E-Z App*[®]-equipped touch-screen train control to the latest in DCC sound decoders, Bachmann takes pride in marrying the best of traditional expertise with the future of model railroading. So whatever scale you model and whatever control method you prefer, we invite you to check out our newest products.

As proud licensees of *Thomas & Friends*[™], *Ringling Bros. and Barnum & Bailey*[™], and *Boy Scouts of America*[®], we offer new licensed HO, Narrow Gauge, and Large Scale items. We span railroad history from the classic On30 0-6-0 gracing our cover to the thoroughly modern Amtrak[®] ACS-64 electric locomotive. The *E-Z App*[®]-equipped locomotives and train sets, which are operated through your smart device and the free *E-Z App*[®] download, continue to evolve with new firmware updates, such as easy speed-match consisting. Our DCC control and sound options are growing in partnership with SoundTraxx and TCS. We are introducing *Econami*[™] DCC Sound Value-Equipped N scale steam and diesel engines with a wide range of sound options to personalize your railroad. The ACS-64 has a *WOWSound*[®] CD-Quality 16-bit 44,100Hz decoder that includes Audio Assist[®] for easy configuration without programming CVs and a Keep-Alive[®] device for uninterrupted operation.

Whether you are a beginning modeler choosing from our wide section of ready-to-run sets or you are an experienced hobbyist who wants that special model, you'll find what you need in these pages. We hope you'll continue to ride the rails with Bachmann as we look forward to seeing what our next 185 years will bring.



Bachmann, Bachmann Industries, Bach Man, Bachmann E-Z Track System, Bachmann Quality Since 1833, Big Haulers, DCC On Board, DCC Sound On Board, DCC Sound Value On Board, E-Z, E-Z Command, E-Z Lube, E-Z Mate, E-Z Riders, E-Z Street, E-Z Track, Golden Memories, Golden Spike, Li'l Big Haulers, Luxury Lines, Now That's The Way To Run A Railroad, Plasticville, Plasticville U.S.A., Roadside U.S.A., SceneScapes, Silver Series, Spectrum, Spektrum, True Blast II, True Blast Plus, The Night Before Christmas, White Christmas, Williams, and Williams by Bachmann are all registered trademarks of Bachmann Industries, Inc.

Bachmann Industries, Inc. is an official licensee of Amtrak[®]. Amtrak, Amtrak California, Amtrak Cascades, America's Railroad and Pacific Surfliner are service marks of the National Railroad Passenger Corporation.

Bachmann Industries, Inc. is an official licensee of CSX Corporation and is authorized to use trademarks owned and/or registered by CSX Corporation. Products bearing Union Pacific, Chicago & Northwestern, Denver & Rio Grande Western, Missouri Pacific, Pacific Fruit Express, Rio Grande, Southern Pacific, and Western Pacific are used under trademark license from Union Pacific Railroad Company.

iPad[®], iPad Air[®], iPad mini[™], iPhone[®], iPod touch[®], iPad Pro[®], and Apple App StoreSM are trademarks of Apple Inc. The Bluetooth[®] word mark and logos are registered trademarks owned by Bluetooth SIG, Inc. and any use of such marks by Bachmann Industries, Inc. is under license.

Table of Contents

Christmas Trains	C2
Holiday shopping just got easier with the special Christmas Trains section. Now you can browse our HO, N, On30, Large Scale and O Gauge Christmas products in one convenient spot.	
HO Scale	
<i>E-Z App</i> ® Touch-Screen Train Control.....	4
Track and Road PlayTape®.....	10
Thomas & Friends™.....	10
Ringling Bros. and Barnum & Bailey™ and Norman Rockwell.....	25
<i>E-Z Command</i> ® DCC Sets.....	28
Electric Train Sets.....	32
Locomotives and Other Motive Power.....	50
Rolling Stock.....	100
<i>E-Z Track</i> ® and Accessories.....	136
<i>E-Z Mate</i> ® Couplers.....	147
N Scale	
Train Sets.....	148
Locomotives and Other Motive Power.....	158
Rolling Stock.....	174
<i>E-Z Track</i> ® and Accessories.....	194
On30 Scale	
Train Sets.....	202
Locomotives.....	207
Rolling Stock.....	214
Accessories.....	221
Large Scale	
Thomas & Friends™.....	222
Ringling Bros. and Barnum & Bailey™.....	229
Train Sets.....	230
Locomotives and Other Motive Power.....	234
Rolling Stock.....	245
Li'l Big Haulers®.....	251
Track and Accessories.....	252
Landscaping, Buildings, Figures, and Accessories	
Grass Mats.....	255
Trees.....	256
Landscaping.....	258
Buildings and Accessories.....	261
Figures.....	276
Additional Accessories.....	279
DCC Systems	
<i>E-Z Command</i> ® Systems and <i>Dynamis</i> ®.....	282
Power Packs and Lubricants	
<i>E-Z Lube</i> ® Lubricants, Smoke Fluid, and Power Packs.....	285
Williams by Bachmann	W1

HO Scale Thomas' Christmas Express

an E-Z Track® set

Item No. 00721 • Suggested price: \$235.00



Sporting a merry hat and equipped with a snowplow, Thomas is ready to brave the winter weather to make sure the Christmas tree and important cargo arrive on time for the Island of Sodor holiday party. The festive *Thomas' Christmas Express* will deliver Yuletide fun to children of all ages!

This ready-to-run train set includes:

- Thomas the Tank Engine™ with plow, holiday hat, and moving eyes
- Open Wagon with decorated tree and international-style hook and loop couplers
- Flat Car with Crated Load and international-style hook and loop couplers
- "Merry Christmas" Ventilated Van with international-style hook and loop couplers
- 56" x 38" oval of snap-fit E-Z Track® with 12 pieces of curved track, 3 pieces of straight track, and 1 straight plug-in terminal rerailer
- power pack and speed controller
- illustrated instruction manual



HO Scale A Norman Rockwell Christmas

an E-Z Track® set with E-Z Mate® couplers

Item No. 00741 • Suggested price: \$299.00

A festive tribute to America's beloved artist, our *Norman Rockwell Christmas* train set displays four classic Rockwell holiday illustrations. From Santa fulfilling a child's wish to a father and son bringing home the tree, each heart-warming scene is charmingly detailed. An instant classic for around the tree, the ready-to-run *Norman Rockwell Christmas* train set is sure to delight the whole family this Christmas...and for many holidays to come.

This ready-to-run train set includes:

- 0-6-0 steam locomotive with operating headlight and tender
- quad hopper
- box car
- bobber caboose
- 47" x 38" oval of snap-fit E-Z Track® including 12 pieces of curved track, 1 piece of straight track and 1 plug-in terminal rerailer
- power pack and speed controller
- illustrated instruction manual



Norman
Rockwell™

Courtesy of the Norman Rockwell Family Agency



CHRISTMAS TRAINS



Speed Controller with Plug-In Wiring



Thomas' Eyes Move Side to Side



© 2018 Gullane (Thomas) Limited.



Speed Controller with Plug-In Wiring



HO Scale North Pole Express

an E-Z Track® set with E-Z Mate® couplers

NEW



Item No. 00751 • Suggested price: \$315.00

All aboard for a Christmas adventure! Signaling with a puff of smoke from its stack and a flash of its headlight, the North Pole locomotive is ready to pull its handsome blue cars around the world. Next stop, Santa's Workshop! The *North Pole Express* is eager to transport passengers on the holiday trip of a lifetime.

This ready-to-run train set includes:

- 2-6-2 steam locomotive with operating headlight, smoke, and tender
- heavyweight coach
- heavyweight observation car
- 63" x 45" oval of snap-fit E-Z Track® including 16 pieces of 22" radius curved track, 3 pieces of straight track, and 1 plug-in terminal railer
- power pack and speed controller
- illustrated instruction manual



HO Scale Jingle Bell Express

an E-Z Track® set with E-Z Mate® couplers

Item No. 00724 • Suggested price: \$255.00

The *Jingle Bell Express* rushes last-minute wishes from the North Pole to homes around the world. Decked out in red and green and carrying a sweet cargo of holiday treats, the *Jingle Bell Express* will deliver merry dreams around your Christmas tree for years to come.

This ready-to-run train set includes:

- 0-6-0 steam locomotive with operating headlight and coal tender
- single-dome tank car
- box car
- quad hopper
- off-center caboose
- body-mounted E-Z Mate® couplers
- 47" x 38" oval of snap-fit E-Z Track®, including 12 pieces of curved track, 1 piece of straight track, and 1 plug-in terminal railer
- power pack and speed controller
- illustrated instruction manual





CHRISTMAS TRAINS

63" x 45" Oval

E-Z TRACK SYSTEM
EASY WIRE IN WIRING

Speed Controller with Plug-In Wiring



47" x 38" Oval

E-Z TRACK SYSTEM
EASY WIRE IN WIRING

Speed Controller with Plug-In Wiring

HO SCALE "GANDY DANCER" OPERATING HAND CAR

Suggested price: \$69.00



CHRISTMAS
Item No. 46224

HO SCALE 40' BOX CAR

Suggested price: \$29.00



CLAUS CANDY CANE CO.
Item No. 17007

HO SCALE 40' ANIMATED STOCK CAR

Suggested price: \$36.00



CHRISTMAS with REINDEER
Item No. 19704

N SCALE BRILL TROLLEY with OPERATING HEADLIGHT and 8 WHEEL DRIVE

Suggested price: \$65.00



CHRISTMAS
Item No. 61085

N Scale Merry Christmas Express

an E-Z Track® set

Item No. 24027 • Suggested price: \$225.00

Ready to deliver Yuletide joy is the *Merry Christmas Express*. Decked out for the holidays, the train features a red North Pole & Southern 0-6-0 steam locomotive, bow-wrapped box car, garland-festooned hopper, and wreath-decorated caboose. Bursting with holiday cheer in N scale, this set is ideal for a table-top display, around a miniature tree, or anywhere you want to wish one and all a very Merry Christmas.

- USRA 0-6-0 locomotive with tender
- box car
- hopper
- bobber caboose
- 24" circle of nickel silver *E-Z Track®*, including 11 pieces curved track and 1 curved plug-in terminal rerailer
- power pack and speed controller
- illustrated instruction manual





CHRISTMAS TRAINS

N Scale Spirit of Christmas

an E-Z Track® set

Item No. 24017 • Suggested price: \$230.00

Good things come in small packages. This is certainly true when it comes to the *Spirit of Christmas* N scale set. Perfect for under-the-tree in a small space and festively decorated for a very Merry Christmas, this ready-to-run set features:

- 0-6-0 steam locomotive and tender
- old-time combine
- two old-time coaches
- 34" x 24" oval of nickel silver E-Z Track® including 11 pieces curved track, 4 pieces straight track, and 1 curved plug-in terminal rerailer
- power pack and speed controller
- illustrated instruction manual



On30 Scale Norman Rockwell's American Christmas

an E-Z Track® set with E-Z Mate® couplers

Item No. 25023 • Suggested price: \$399.00

A festive tribute to America's beloved artist, *Norman Rockwell's American Christmas* train displays four classic Rockwell holiday illustrations. From Santa fulfilling a child's wish to a father and son bringing home the tree, each heart-warming scene is charmingly detailed. An instant classic for around the tree, the ready-to-run *Norman Rockwell's American Christmas* is sure to delight the whole family this year...and for many Christmases to come. This ready-to-run train set includes a 2-6-0 steam locomotive with operating headlight and coal tender, lighted combine, lighted observation car, 56" x 38" oval of snap-fit nickel silver E-Z Track®, magnetically operated E-Z Mate® couplers on all cars, power pack and speed controller, and illustrated instruction manual.



**Norman
Rockwell**™

Courtesy of the Norman Rockwell Family Agency

56" x 38"
Oval

Auto-Reversing, Battery-Operated



On30 Scale Norman Rockwell's Main Street Christmas Streetcar Set

with electronic auto-reversing nickel silver E-Z Track®

Item No. 25100 • Suggested price: \$275.00

Norman Rockwell's Main Street Christmas boasts a festively decorated Streetcar with a classic Rockwell holiday illustration. This point-to-point set with auto-reversing track will merrily transport passengers back and forth through your Christmas Village scene. Snap-fit track and battery operation make set-up quick and easy on a table, shelf, or mantelpiece. With its festive decorations, headlights, and lighted interior, *Norman Rockwell's Main Street Christmas* is now boarding to wish one and all a very merry Christmas!

Features includes:

- Streetcar with Norman Rockwell illustration, Norman Rockwell passenger image, headlights, and lighted interior
- battery operated for easy table, shelf or mantelpiece set-up (4 AA batteries required for operation; batteries not included)
- 4 pieces of 18" radius curved, auto-reversing E-Z Track®
- 6 pieces of 9" straight, auto-reversing E-Z Track®
- 2 Hayes bumpers
- illustrated instruction manual



Spectrum



Requires four AA batteries for operation (not included).


CHRISTMAS TRAINS



SPECTRUM®



Norman Rockwell™
Courtesy of the Norman Rockwell Family Agency



ON30 — O SCALE NARROW GAUGE TRAINS THAT RUN ON HO TRACK

On30 Scale Yuletide Special Delivery

an *E-Z Track*® set with *E-Z Mate*® couplers

Item No. 25022 • Suggested price: \$439.00

Making an express run direct from the North Pole, the *Yuletide Special Delivery* is racing to transport its important cargo in time for the holiday festivities. With its load of Yule logs and fresh milk from the North Pole Dairy to keep the eggnog flowing, this merry train will also deliver loads of Christmas cheer. The ready-to-run *Yuletide Special Delivery* comes complete with a 2-6-0 steam locomotive (with operating headlight) and coal tender, tank car, high-sided gondola with wood load, caboose, 56" x 38" oval of nickel silver *E-Z Track*®, magnetically operated *E-Z Mate*® couplers on all cars, power pack and speed controller, and illustrated instruction manual.



On30 Scale Village Streetcar Set - Christmas


with electronic auto-reversing nickel silver *E-Z Track*®

Item No. 25017 • Suggested price: \$279.00

Our Village Streetcar Set features an electronic auto-reversing *E-Z Track*® system that's the perfect solution for point-to-point passenger transit on your layout. With a variable speed controller to determine the rate of travel, you can enjoy the ride while your town or city comes to life!

Features include:

- streetcar with headlights and lighted interior
- variable speed control
- 4 pieces of 18" radius curved, auto-reversing *E-Z Track*®
- 3 pieces of 9" straight, auto-reversing *E-Z Track*®
- 1 piece of straight *E-Z Track*® with attached station house
- 1 Hayes bumper
- illustrated instruction manual





CHRISTMAS TRAINS

56" x 38"
Oval



Spectrum



ON30 — O SCALE NARROW GAUGE TRAINS THAT RUN ON HO TRACK

On30 SCALE 2-6-0 STEAM LOCOMOTIVE and TENDER

Suggested price: \$199.00



CHRISTMAS
Item No. 25227

SPECTRUM

Large Scale Night Before Christmas™

Item No. 90037 • Suggested price: \$509.00

Perhaps there is no other gift more fun to find under the Christmas tree than a brand new train. Delivering its promise of magic and delight is the *Night Before Christmas™* train set. The *Night Before Christmas™* comes complete with a 4-6-0 steam locomotive (with operating headlight, smoke, and speed-synchronized sound), tender with coal load, gondola, bobber caboose, and Santa figure. Also included are a 5'4" x 4'3" oval of track (14 pieces), power pack, speed controller, and illustrated "Bach Man" instruction manual.

Note: Sound system requires one 9V battery for operation. Battery is not included.



CHRISTMAS TRAINS

On30 SCALE CLOSED STREETCAR *(with headlights and lighted interior)*

Suggested price: \$109.00

Spectrum



CHRISTMAS
Item No. 25127

On30 SCALE CONVERTIBLE COACH/OBSERVATION CAR *(with lighted interior)*

Suggested price: \$75.00 each

Observation railing is included with each car so you can easily convert from Coach to Observation, if desired.

Spectrum




CHRISTMAS
(illustration shown)
Item No. 26206

SPECTRUM



5'4" x 4'3"
Oval of Track



Speed Controller
with Plug-in Wiring

Large Scale White Christmas® Express

Item No. 90076 • Suggested price: \$575.00

Create a festive scene under your tree with this colorful Yuletide set. With a full head of steam in the boiler, your passengers will be transported on a magical holiday adventure aboard the *White Christmas® Express*. The *White Christmas® Express* comes complete with a 4-6-0 steam locomotive (with operating headlight, smoke, and speed-synchronized sound), tender with wood load, combine with operating door and lighted interior, coach car with lighted interior, 8'2" x 4'3" oval of track (20 pieces), power pack, speed controller, and illustrated "Bach Man" instruction manual.




Note: Sound system and passenger car lights require one 9V battery each for operation. Batteries are not included.

LARGE SCALE EGGLELINER MOTIVE POWER

Suggested price: \$225.00

This whimsical, colorful "Eggliner" is ready to celebrate the holidays and brighten your Large Scale railroad. Features operating headlights and marker lights.



CHRISTMAS - SANTA and SLEIGH
(illustration shown)
Item No. 96281

LARGE SCALE SPEEDER

Suggested price: \$139.00 each

Flashing strobe roof light and operating headlight.
Includes two detailed figures.



CHRISTMAS
(illustration shown)
Item No. 96255



CHRISTMAS TRAINS



8'2" x 4'3"
Oval of Track



Speed Controller
with Plug-In Wiring

LARGE SCALE ANIMATED STOCK CAR

Suggested price: \$139.00

Enjoy the fun action as four reindeer heads peek back and forth through windows as car moves around the track.



NP&S® with REINDEER
(North Pole & Southern Reindeer Transport)
Item No. 98704

O GAUGE OPERATING HANDCAR

Navigates O-16 curves • Length 3.75" • Height 3.25"

Suggested price: \$89.95

Features include:

- gandy dancer
- pumping action
- two crew figures included



CHRISTMAS SANTA & ELF
Item No. 23803



WHAT GOES INTO A BACHMANN LOCOMOTIVE? *MORE THAN MEETS THE EYE!*

As an example, we have laid out all 273 parts of our HO scale Baldwin 52" Driver 4-6-0. But the carefully manufactured parts are just the beginning. It takes design expertise, skilled craftsmanship, and strict quality control to make a locomotive that is worthy of the Bachmann name.



Shown: Item No. 51404
HO DCC Sound Value-Equipped Baldwin 52" Driver 4-6-0 – C&O® #377

LOCOMOTIVE BODY

3 Metal Castings
23 Plastic Parts
2 Metal Safety Valves
3 Wire Hand Rails
11 Metal Hand Rail Stanchions
5 Screws

LOCOMOTIVE CAB

9 Plastic Parts
2 Wire Hand Rails

FRONT TRUCK

4 Plastic Wheel Insulators
4 Metal Wheels
2 Metal Axles
3 Plastic Parts
7 Screws

LOCOMOTIVE CHASSIS

6 Plastic Wheel Insulators
12 Screws
6 Metal Wheels
3 Metal Axles
1 Metal Casting
7 Wire Hand Rails
4 Metal Hand Rail Stanchions
56 Valve Gear Components
36 Plastic Parts
1 Metal Coupler Spring
2 Metal Electric Pick-up Plates

GEAR BOX

2 Metal Castings
14 Gearbox Assembly Parts
1 Drive Belt
1 Motor
3 Screws


TENDER BODY

6 Plastic Parts
4 Wire Handrails

TENDER CHASSIS

2 Wire Hand Rails
1 Metal Coupler Spring
1 Metal Brake Line
2 Metal Plates
5 Screws
4 Metal Axles
8 Metal Wheels
4 Plastic Wheel Insulators
1 Circuit Board
1 Decoder/Sound Board
1 Speaker

TOTAL PARTS = 273



HO

SCALE

E-Z APP® TOUCH-SCREEN TRAIN CONTROL



Scout Special with E-Z App® Train Control

an E-Z Track® set with E-Z Mate® couplers

Item No. 01503 • Suggested price: \$349.00

Bachmann salutes the Boy Scouts of America with the *E-Z App*®-equipped *Scout Special*. Enjoy wireless touch-screen control of this ready-to-run set through your smart device* and the FREE *E-Z App*® download. Wearing its red, white, and blue color scheme and classic artwork with pride, the *Scout Special* uses the latest *Bluetooth*® technology for a fun railroading adventure. Be prepared for touch-screen train control with the Boy Scouts of America and Bachmann Trains!

This E-Z App®-equipped train set features:

- *E-Z App*®-equipped F7-A diesel with touch-screen wireless control and operating headlight
- 40' box car with Norman Rockwell and Joseph Csatsari illustrations
- 40' quad hopper with BSA Railroad Merit Badge design
- off-center caboose
- 56" x 38" oval of snap-fit nickel silver *E-Z Track*® including 12 pieces of curved track, 3 pieces of straight track, and 1 plug-in terminal railer
- wall power pack
- illustrated instructions



A BREAKTHROUGH IN TRAIN CONTROL!

E-Z APP® TOUCH-SCREEN TRAIN CONTROL FROM YOUR SMART DEVICE

Enjoy wireless touch-screen control of *E-Z App*®-equipped trains through your smart device for Android™ or your Apple® (iOS8 or later) smart device and the FREE *E-Z App*® download. Now you can have speed, direction, lighting, and sound control at your fingertips. Additional features include simple locomotive consisting with speed matching and bonus Christmas programming that allows *E-Z App*®-equipped train operation that is synchronized with holiday music. Get ready for wireless touch-screen control with Bachmann's *E-Z App*®!

Features of *E-Z App*® Touch-Screen Train Control include:

- wireless control with any Android™ device (running Android™ 4.3 or later) and any iPhone®, iPad®, or iPod touch® device (running iOS8 or later).
- operates from up to 100 feet away with Bluetooth® Smart technology
- realistic, dynamic engine sound broadcast through your smart device
- requires 16 volt DC or DCC track power for operation
- ready to launch and use instantly after downloading the FREE Bachmann *E-Z App*® from the Apple App Store or Google Play™ store.
- no configuration or additional equipment required



Boy Scouts of America®, the Corporate Emblem, Jamboree®, Merit Badge Designs and Prepared. For Life.® are either registered trademarks or trademarks of the Boy Scouts of America in the United States and/or other countries. Manufactured under license from the Boy Scouts of America. All rights reserved.



Blue Lightning Train Set with E-Z App® Train Control

an E-Z Track® set with E-Z Mate® couplers

Item No. 01501 • Suggested price: \$315.00

Enjoy touch-screen control of the E-Z App®-equipped Blue Lightning train set through your Android™ or Apple smart device*. Now you can have speed, direction, lighting, and sound control at your fingertips using your smart device and our FREE E-Z App® download. Touch-screen wireless train control technology is available in a flash with the ready-to-run Blue Lightning set!

This E-Z App®-equipped train set features:

- E-Z App®-equipped FT diesel locomotive with touch-screen wireless control and operating headlight
- 40' box car
- gondola
- off-center caboose
- 56" x 38" oval of snap-fit nickel silver E-Z Track® including 12 pieces of curved track, 3 pieces of straight track, and 1 plug-in terminal rerailer
- wall power pack
- illustrated instructions



*See the previous page for more details.

Blue Star Train Set with E-Z App® Train Control


an E-Z Track® set with E-Z Mate® couplers

Item No. 01502 • Suggest price: \$355.00

Introducing our first train set with an E-Z App®-equipped steam locomotive. Enjoy wireless touch-screen control of the E-Z App®-equipped Blue Star train set through your smart device*. Now you can have speed, direction, lighting, and sound control at your fingertips using your smart device and the FREE E-Z App® download.

This E-Z App®-equipped train set features:

- E-Z App®-equipped Alco 2-6-0 steam locomotive with touch-screen wireless control and operating headlight
- old-time tank car
- old-time gondola
- old-time combine
- 56" x 38" oval of snap-fit nickel silver E-Z Track® including 12 pieces of curved track, 3 pieces of straight track, and 1 plug-in terminal rerailer
- wall power pack
- illustrated instructions



*See the previous page for more details.

E-Z APP® TOUCH-SCREEN
TRAIN CONTROL

HO
SCALE

56" x 38"
Oval



56" x 38"
Oval



ALCO 2-6-0 LOCOMOTIVE with E-Z APP® TRAIN CONTROL

Performs best on 18" radius curves or greater.

Suggested price: \$249.00 each



NEW YORK CENTRAL® #1910
Item No. 57801



PRR #3236
Item No. 57802



ATSF #9447
Item No. 57803



L&N #549
Item No. 57804



UNION PACIFIC® #41
Item No. 57805

FT LOCOMOTIVE with E-Z APP® TRAIN CONTROL

Performs best on 18" radius curves or greater.

Suggested price: \$219.00 each



SANTA FE #163
(war bonnet)
Item No. 68901



NEW YORK CENTRAL® #1600
(lightning stripe)
Item No. 68902



LACKAWANNA #604
Item No. 68903



SOUTHERN #6100
Item No. 68904



WESTERN PACIFIC™ #901
(green & yellow)
Item No. 68905

E-Z APP® TOUCH-SCREEN TRAIN CONTROL

HO SCALE

EMD GP35 DIESEL with E-Z APP® TRAIN CONTROL

Performs best on 18" radius curves or greater.

Suggested price: \$239.00 each



BNSF #2520
Item No. 68801



PRR #2252
Item No. 68802



GREAT NORTHERN #3021
Item No. 68803



RIO GRANDE® #3044
Item No. 68804



CANADIAN NATIONAL #4000
Item No. 68805

ALCO RS-3 DIESEL LOCOMOTIVE with E-Z APP® TRAIN CONTROL

Performs best on 18" radius curves or greater.

Suggested price: \$239.00 each



RIO GRANDE® #5202
Item No. 68602



PRR #8605
Item No. 68601



NEW HAVEN #543
Item No. 68603



BOSTON & MAINE #1508 - MCGINNIS
Item No. 68604



SANTA FE #2099
Item No. 68605

Track and Road PlayTape®



Bachmann's Train Track and Road PlayTape® lets little 3+ engineers instantly create their own play area for their kid-powered toy trains and cars. PlayTape® sticks on any flat surface but can be easily pulled up to remove or reposition. It can be torn to any length to create track or road layouts matching a child's imagination. Bachmann's Track and Road PlayTape® provide hours of fun *that sticks!*™

PlayTape® features:

- sticks to any flat surface for instant track or roadway building
- simply pull up to reposition or remove
- no residue
- tears to any length
- turns floors, tables, and carpets into places for fun
- perfect for 3+ toy trains and cars
- made in the USA

Thomas & Friends™ Track PlayTape® is decorated with colorful Thomas & Friends™ artwork including Thomas' familiar "peep peep" whistle.



25' x 2" THOMAS & FRIENDS™ TRACK PLAYTAPE®
Item No. 09099 • Suggested price: \$9.99

© 2018 Gullane (Thomas) Limited.



30' x 2" TRAIN TRACK PLAYTAPE®
Item No. 09102 • Suggested price: \$9.99



30' x 2" ROAD PLAYTAPE®
Item No. 09201 • Suggested price: \$9.99

Whistle & Chuff Thomas!

an E-Z Track® set

Item No. 00739 • Suggested price: \$289.00

With a friendly toot of his whistle, sound-equipped Thomas the Tank Engine™ signals the Troublesome Trucks that it is time to go to work. Our analog sound Thomas locomotive also features moving eyes plus speed-synchronized chuff and steam exhaust sound upon stopping. As he happily peeps and puffs around the track, everyone can hear that Thomas is a Very Useful Engine!

This ready-to-run electric train set comes complete with:

- Thomas the Tank Engine™ with speed-activated sound and moving eyes. His analog sound system includes whistle, puffs, and steam exhaust upon stopping.
- Troublesome Truck #1 with international-style hook and loop couplers
- Troublesome Truck #2 with international-style hook and loop couplers
- 36" circle of snap-fit E-Z Track®
- power pack and speed controller
- illustrated instruction manual



Speed Controller with Plug-In Wiring



Thomas' Eyes Move Side to Side





Thomas with Annie & Clarabel

an E-Z Track® set

Item No. 00642 • Suggested price: \$175.00

Thomas and his loyal coaches Annie and Clarabel are carrying a number of very important passengers, and you're invited to join in their adventures! This HO scale electric train set is the perfect way to begin your *Thomas & Friends*™ collection.

This ready-to-run train set includes:

- Thomas the Tank Engine™ with moving eyes
- Annie coach with international-style hook and loop couplers
- Clarabel coach with international-style hook and loop couplers
- 36" circle of snap-fit E-Z Track® with 11 pieces of curved track and 1 curved plug-in terminal rerailer
- power pack and speed controller
- illustrated instruction manual



Thomas' Christmas Express

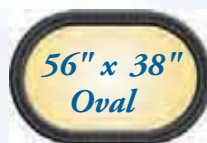
an E-Z Track® set

Item No. 00721 • Suggested price: \$235.00

Sporting a merry hat and equipped with a snowplow, Thomas is ready to brave the winter weather to make sure the Christmas tree and important cargo arrive on time for the Island of Sodor holiday party. The festive *Thomas' Christmas Express* will deliver Yuletide fun to children of all ages!

This ready-to-run train set includes:

- Thomas the Tank Engine™ with plow, holiday hat, and moving eyes
- Open Wagon with decorated tree and international-style hook and loop couplers
- Flat Car with Crated Load and international-style hook and loop couplers
- "Merry Christmas" Ventilated Van with international-style hook and loop couplers
- 56" x 38" oval of snap-fit E-Z Track® with 12 pieces of curved track, 3 pieces of straight track, and 1 straight plug-in terminal rerailer
- power pack and speed controller
- illustrated instruction manual





Speed Controller with Plug-In Wiring



Thomas' Eyes Move Side to Side



Speed Controller with Plug-In Wiring



Thomas' Eyes Move Side to Side



Deluxe Thomas & Friends™ Special

an E-Z Track® set

Item No. 00644 • Suggested price: \$219.00

Thomas the Tank Engine™ and his coaches Annie and Clarabel have started on a magical journey across the Island of Sodor. Back at the station, Sir Topham Hatt sends Harold the Helicopter and Bertie the Bus to keep an eye on Thomas to make sure he arrives on time. With our *Deluxe Thomas & Friends™ Special set*, you can relive the stories seen in the *Thomas & Friends™* books, television shows, videos and feature films, or create your own railway adventures.

This ready-to-run train set includes:

- Thomas the Tank Engine™ with moving eyes
- Annie coach with international-style hook and loop couplers
- Clarabel coach with international-style hook and loop couplers
- Bertie the Bus
- Harold the Helicopter
- Sir Topham Hatt figure
- 56" x 38" oval of snap-fit E-Z Track® with 12 pieces of curved track, 3 pieces of straight track, and 1 straight plug-in terminal railer
- power pack and speed controller
- illustrated instruction manual



Thomas' Eyes
Move Side to Side



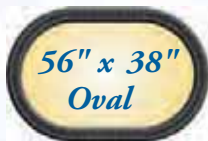
HAROLD
the HELICOPTER



BERTIE
the BUS



SIR
TOPHAM HATT



Speed Controller
with Plug-In Wiring



HO SCALE THOMAS & FRIENDS™ SEPARATE-SALE

Now you can hear Thomas' steam sounds! With an analog sound system including whistle, puffs, and steam exhaust upon stopping, this sound-equipped Thomas brings to life the sights and sounds of the Island of Sodor.



THOMAS the TANK ENGINE™
with SPEED-ACTIVATED ANALOG SOUND
(with moving eyes)

Item No. 58701 • Suggested price: \$129.00
Performs best on 15" radius curves or greater.



In honor of the 70th birthday of Thomas the Tank Engine™, we offer this "Celebration Thomas" with colorful banners and a special-edition metallic paint finish. Thomas is dressed and ready for his party!



CELEBRATION THOMAS
(with moving eyes)

Item No. 58740 • Suggested price: \$87.00
Performs best on 15" radius curves or greater.



THOMAS the TANK ENGINE™
(with moving eyes)

Item No. 58741 • Suggested price: \$87.00
Performs best on 15" radius curves or greater.



PERCY the SMALL ENGINE
(with moving eyes)

Item No. 58742 • Suggested price: \$87.00
Performs best on 15" radius curves or greater.



JAMES the RED ENGINE
(with moving eyes)

Item No. 58743 • Suggested price: \$107.00
Performs best on 18" radius curves or greater.



GORDON the EXPRESS ENGINE
(with moving eyes)

Item No. 58744 • Suggested price: \$142.00
Performs best on 18" radius curves or greater.

HO SCALE THOMAS & FRIENDS™ SEPARATE-SALE (continued)



HENRY the GREEN ENGINE

(with moving eyes)

Item No. 58745 • Suggested price: \$132.00
Performs best on 18" radius curves or greater.



EDWARD

(with moving eyes)

Item No. 58746 • Suggested price: \$132.00
Performs best on 18" radius curves or greater.



TOBY the TRAM ENGINE

(with moving eyes)

Item No. 58747 • Suggested price: \$89.00
Performs best on 15" radius curves or greater.



EMILY

(with moving eyes)

Item No. 58748 • Suggested price: \$122.00
Performs best on 18" radius curves or greater.



SPENCER

(with moving eyes)

Item No. 58749 • Suggested price: \$152.00
Performs best on 18" radius curves or greater.



MAVIS

(with moving eyes)

Item No. 58801 • Suggested price: \$87.00
Performs best on 15" radius curves or greater.



DIESEL

(with moving eyes)

Item No. 58802 • Suggested price: \$112.00
Performs best on 15" radius curves or greater.



BILL

(with moving eyes)

Item No. 58805 • Suggested price: \$102.00
Performs best on 15" radius curves or greater.



BEN

(with moving eyes)

Item No. 58806 • Suggested price: \$102.00
Performs best on 15" radius curves or greater.

HO SCALE THOMAS & FRIENDS™ SEPARATE-SALE (continued)



DONALD

(with moving eyes)

Item No. 58807 • Suggested price: \$118.00
Performs best on 18" radius curves or greater.



DOUGLAS

(with moving eyes)

Item No. 58808 • Suggested price: \$118.00
Performs best on 18" radius curves or greater.



DUCK

(with moving eyes)

Item No. 58810 • Suggested price: \$118.00
Performs best on 18" radius curves or greater.



IRON HARRY

(with moving eyes)

Item No. 58812 • Suggested price: \$122.00
Performs best on 15" radius curves or greater.



IRON BERT

(with moving eyes)

Item No. 58813 • Suggested price: \$122.00
Performs best on 15" radius curves or greater.



OLIVER

(with moving eyes)

Item No. 58815 • Suggested price: \$118.00
Performs best on 18" radius curves or greater.



ROSIE

(with moving eyes)

Item No. 58816 • Suggested price: \$122.00
Performs best on 18" radius curves or greater.



PAXTON

(with moving eyes)

Item No. 58817 • Suggested price: \$129.00
Performs best on 15" radius curves or greater.



GRUMPY DIESEL

(with moving eyes)

Item No. 58818 • Suggested price: \$112.00
Performs best on 15" radius curves or greater.

HO SCALE THOMAS & FRIENDS™ SEPARATE-SALE (continued)



GORDON'S COMPOSITE COACH
Item No. 76034 • Suggested price: \$62.00



GORDON'S EXPRESS BRAKE COACH
Item No. 76035 • Suggested price: \$62.00



RED COACH
Item No. 76038 • Suggested price: \$38.00



RED BRAKE COACH
Item No. 76039 • Suggested price: \$38.00



MAIL CAR - RED
Item No. 76040 • Suggested price: \$36.00



SPENCER'S SPECIAL COACH
Item No. 76041 • Suggested price: \$62.00



EMILY'S COACH
Item No. 76042 • Suggested price: \$29.00



EMILY'S BRAKE COACH
Item No. 76043 • Suggested price: \$29.00



ANNIE COACH
Item No. 76044 • Suggested price: \$29.00



CLARABEL COACH
Item No. 76045 • Suggested price: \$29.00

HO SCALE THOMAS & FRIENDS™ SEPARATE-SALE (continued)



SODOR DIESEL CO. TANKER
(illustration shown)
Item No. 77008 • Suggested price: \$33.00



WATER TANKER
(illustration shown)
Item No. 77009 • Suggested price: \$33.00



SPITEFUL BRAKE VAN
(Large scale model shown for illustrative purposes.)
Item No. 77010 • Price to be announced



VENTILATED VAN - GREAT WESTERN
Item No. 77011 • Suggested price: \$31.00



**VENTILATED VAN
SODOR FRUIT & VEGETABLE CO.**
Item No. 77012 • Suggested price: \$31.00



SODOR SALT WAGON
Item No. 77014 • Suggested price: \$31.00



TROUBLESOME TRUCK #5
Item No. 77015 • Suggested price: \$32.00



GWR CATTLE WAGON
Item No. 77016 • Suggested price: \$29.00



REFRIGERATOR CAR - LIVE LOBSTERS
Item No. 77017 • Suggested price: \$36.00



MAIL CAR - GREEN
Item No. 77018 • Suggested price: \$34.00



TOAD
Item No. 77019 • Suggested price: \$38.00



TROUBLESOME TRUCK #4
Item No. 77020 • Suggested price: \$25.50



ICE CREAM WAGON
Item No. 77021 • Suggested price: \$33.00



TROUBLESOME TRUCK #3
Item No. 77025 • Suggested price: \$25.50

HO SCALE THOMAS & FRIENDS™ SEPARATE-SALE (continued)



VENTILATED VAN
Item No. 77026 • Suggested price: \$32.00



HENRIETTA
Item No. 77028 • Suggested price: \$32.00



COAL WAGON with LOAD
Item No. 77029 • Suggested price: \$36.00



CREAM TANKER
Item No. 77032 • Suggested price: \$36.00



RASPBERRY SYRUP TANKER
Item No. 77033 • Suggested price: \$36.00



OPEN WAGON - RED
Item No. 77037 • Suggested price: \$32.00



OIL TANK
Item No. 77038 • Suggested price: \$33.00



SODOR FUEL TANK
Item No. 77039 • Suggested price: \$33.00



S. C. RUFFEY
Item No. 77041 • Suggested price: \$32.00



OPEN WAGON - BLUE
Item No. 77042 • Suggested price: \$32.00



CARGO CAR
Item No. 77043 • Suggested price: \$32.00



TROUBLESOME TRUCK #1
Item No. 77046 • Suggested price: \$25.50



TROUBLESOME TRUCK #2
Item No. 77047 • Suggested price: \$25.50



TIDMOUTH MILK TANK
Item No. 77048 • Suggested price: \$33.00

Thomas & Friends™ Narrow Gauge

(runs on N Scale track; international-style hook and loop couplers)

NARROW GAUGE

Narrow Gauge *Thomas & Friends™* products are HO models that operate on N scale track. Running from the main line at Crovan's Gate to the Blue Mountain slate quarry, the Narrow Gauge Skarloey Railway provides important transport for Sodor Mining.



NARROW GAUGE SKARLOEY
(die-cast construction)

Item No. 58601 • Suggested price: \$152.00
Performs best on 11.25" radius curves or greater.



NARROW GAUGE RHENEAS
(die-cast construction)

Item No. 58602 • Suggested price: \$152.00
Performs best on 11.25" radius curves or greater.



NEW

NARROW GAUGE RUSTY
(die-cast construction; illustration shown)

Item No. 58603 • Suggested price: \$135.00
Performs best on 11.25" radius curves or greater.

THOMAS & FRIENDS™ NARROW GAUGE ROLLING STOCK

(runs on N Scale track; international-style hook and loop couplers)

NARROW GAUGE



NARROW GAUGE OPEN WAGON
Item No. 77201 • Suggested price: \$64.00



NARROW GAUGE BOX VAN - BLUE
Item No. 77202 • Suggested price: \$64.00



NARROW GAUGE BOX VAN - RED
Item No. 77203 • Suggested price: \$64.00



NEW

BLUE CARRIAGE
(illustration shown)

Item No. 77204 • Price to be announced



NEW

RED CARRIAGE
(illustration shown)

Item No. 77205 • Price to be announced



NARROW GAUGE SLATE WAGON with LOAD
(load is removable)

Item No. 77301 • Suggested price: \$31.00



NARROW GAUGE SLATE WAGON with LOAD #101
(load is removable)

Item No. 77302 • Suggested price: \$31.00



NARROW GAUGE SLATE WAGON with LOAD #164
(load is removable)

Item No. 77303 • Suggested price: \$31.00

THOMAS & FRIENDS™ ACCESSORIES



JEREMY
Item No. 42440 • Suggested price: \$36.00



HAROLD the HELICOPTER
Item No. 42441
Suggested price: \$25.50



BERTIE the BUS
Item No. 42442
Suggested price: \$25.50



SIR TOPHAM HATT
(3" H)
Item No. 42443
Suggested price: \$15.25



CRANKY the CRANE
(Manually operated crane swivels 360° with independently adjustable hook and boom.)
Item No. 42444
Suggested price: \$53.00



CONDUCTOR
(3¼" H)
Item No. 42445
Suggested price: \$18.50



TERENCE the TRACTOR
Item No. 42447
Suggested price: \$36.00



FARMER McCOLL
(3¾" H)
Item No. 42448
Suggested price: \$17.50



SWITCH TOWER
Item No. 45237 • Suggested price: \$49.00



LIGHTHOUSE
with **BLINKING LED LIGHT**
(requires AC accessory power for operation)
Item No. 45240
Suggested price: \$95.00



OPERATING WINDMILL
(requires AC accessory power for operation)
Item No. 45241
Suggested price: \$119.00



ROUND WATER TOWER
Item No. 45242
Suggested price: \$17.50

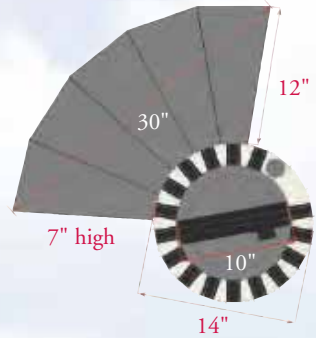


WATER TOWER
Item No. 45243
Suggested price: \$20.00

Tidmouth Sheds with Manually Operated Turntable

Item No. 45236 • Suggested price: \$265.00

Now you can give your *Thomas & Friends*™ standard gauge HO scale locomotives a place of their own after a full day's work on the Island of Sodor. Five bays and a manually operated turntable keep engines ready for new and exciting adventures! Tidmouth Sheds can be expanded to include up to twelve stalls by using the Tidmouth Sheds Expansion Pack (Item No. 45238).



TIDMOUTH SHEDS EXPANSION PACK

Item No. 45238 • Suggested price: \$53.00

Use this expansion pack to add an engine shed to Tidmouth Sheds (Item No. 45236).




Knapford Station

Item No. 45239 • Suggested price: \$175.00

Includes three platforms; two or more kits can be combined to create larger station configurations.

Measures approximately 10.5" wide x 26" long x 6.25" high when assembled.



HO SCALE THOMAS & FRIENDS™ RESIN BUILDINGS



MAITHWAITE STATION
21¼" W x 5⅞" D x 4⅞" H
Item No. 35901 • Suggested price: \$135.00




BLACK LOCH FOLLY
3½" H x 2" Diameter; Steps, ¾" W
Item No. 35902 • Suggested price: \$31.00



SIGNAL BOX
5½" W x 2¼" D x 3½" H
Item No. 35903 • Suggested price: \$45.00



BRENDAM WAREHOUSE
18" W x 5⅞" D x 4¾" H
Item No. 35904 • Suggested price: \$119.00




ENGINE SHED
10½" W x 3" D x 5" H
Item No. 35905 • Suggested price: \$129.00



TRACKSIDE STATION
2½" W x 1¾" D x 1⅞" H
Item No. 35906 • Suggested price: \$39.00



CORRUGATED HUT
5⅞" W x 2½" D x 1½" H
Item No. 35907 • Suggested price: \$42.00



STORAGE SHED
4½" W x 1¾" D x 1¾" H
Item No. 35908 • Suggested price: \$47.00

HOOK-AND-LOOP COUPLERS (3 pairs per pack)

Item No. 78979 • Suggested price: \$13.00

These couplers are compatible with many of our *Thomas & Friends™* products and many European prototype models.



RINGLING BROS. and BARNUM & BAILEY™ SEPARATE SALE



F7-A LOCOMOTIVE
(see Diesel Locomotives section for more information)
Item No. 63711 • Suggested price: \$109.00



85' SMOOTH-SIDE COACH with LIGHTED INTERIOR - BLUE UNIT
Item No. 14206 • Suggested price: \$79.00



COACH #75
Item No. 16601 • Suggested price: \$41.00



OPEN-SIDED EXCURSION CAR with SEATS #142
Item No. 16602 • Suggested price: \$47.00



GONDOLA #120
Item No. 16603 • Suggested price: \$32.00



TIGER BOX CAR #17
Item No. 16604 • Suggested price: \$37.00




FLAT CAR with CRATE LOAD #119 - YELLOW
Item No. 16605 • Suggested price: \$42.00



FLAT CAR with CRATE LOAD #122 - BLUE
Item No. 16606 • Suggested price: \$42.00



OLD-TIME BAGGAGE CAR with ROUNDED-END CLERESTORY ROOF
Item No. 16610 • Suggested price: \$35.00



ANIMATED HORSE CAR
(horse heads peek through windows as car moves around track; illustration shown)
Item No. 16611 • Suggested price: \$37.00

The Greatest Show on Earth® Special

an E-Z Track® set with E-Z Mate® couplers



Item No. 00749 • Suggested price: \$259.00

For hundreds of *Ringling Bros. and Barnum & Bailey Circus®* performers and staff, the circus train was their home while on tour. It allowed its employees to comfortably travel in rail cars outfitted with customized sleeping and living quarters. Two complete circus trains, the Red and Blue Units, each traveled thousands of miles a year crisscrossing the United States to bring *The Greatest Show On Earth®* to cities big and small. With our Red Unit version, you can join the circus and ride the rails on *The Greatest Show On Earth® Special!*

This ready-to-run train set includes:

- *Ringling Bros. and Barnum & Bailey™* F7-A diesel locomotive with operating headlight
- 85' smooth-side coach - Red Unit
- 85' smooth-side observation car - Red Unit
- body-mounted E-Z Mate® couplers
- 63" x 45" oval of snap-fit E-Z Track®, including 16 pieces of 22" curved track, 3 pieces of straight track, and 1 plug-in terminal rerailer
- power pack and speed controller
- illustrated instruction manual



A Norman Rockwell Christmas

an E-Z Track® set with E-Z Mate® couplers

Item No. 00741 • Suggested price: \$299.00

A festive tribute to America's beloved artist, our *Norman Rockwell Christmas* train set displays four classic Rockwell holiday illustrations. From Santa fulfilling a child's wish to a father and son bringing home the tree, each heart-warming scene is charmingly detailed. An instant classic for around the tree, the ready-to-run *Norman Rockwell Christmas* train set is sure to delight the whole family this Christmas...and for many holidays to come.

This ready-to-run train set includes:

- 0-6-0 steam locomotive with operating headlight and tender
- quad hopper
- box car
- bobber caboose
- 47" x 38" oval of snap-fit E-Z Track® including 12 pieces of curved track, 1 piece of straight track and 1 plug-in terminal rerailer
- power pack and speed controller
- illustrated instruction manual



**Norman
Rockwell™**

Courtesy of the Norman Rockwell Family Agency



RINGLING BROS. AND BARNUM & BAILEY™
AND NORMAN ROCKWELL TRAIN SETS

HO
SCALE

63" x 45"
Oval



Speed Controller
with Plug-In Wiring



© Feld Entertainment. RINGLING BROS. AND BARNUM & BAILEY and THE GREATEST SHOW ON EARTH are trademarks of and are used under license from Ringling Bros.-Barnum & Bailey Combined Shows, Inc. All rights reserved. www.Ringling.com



47" x 38"
Oval



Speed Controller
with Plug-In Wiring



Echo Valley Express with Digital Sound

an E-Z Track® set with E-Z Mate® couplers

Item No. 00825 • Suggested price: \$375.00

A whistle echoes through the walls of a deep valley as you hear the unmistakable chuffing of a classic steam locomotive approaching. The *Echo Valley Express* is steaming ahead with carloads of coal to fuel America's hungry furnaces. It features a DCC sound-equipped Alco 2-6-0 with a steam sound package that includes authentic prototypical chuff, short and long whistles, bell, air compressor, and blower—all in polyphonic 16-bit sound that you control with our *E-Z Command*® digital control system.

This digitally controlled train set with sound features:

- DCC sound-equipped Alco 2-6-0 steam locomotive with tender and operating headlight
- gondola
- quad hopper



- off-center caboose
- *E-Z Command*® Control Center with wall pack and speed controller
- body-mounted *E-Z Mate*® couplers

- 56" x 38" oval of snap-fit nickel silver *E-Z Track*® including 12 pieces of curved track, 3 pieces of straight track, and 1 plug-in terminal reailer
- illustrated instruction manual

Thunder Chief with Digital Sound

an E-Z Track® set with E-Z Mate® couplers

Item No. 00826 • Suggested price: \$375.00

With the roar of its mighty motor and a blast of its horn, the *Thunder Chief* announces its arrival. Commanding the attention of one and all, there is no missing the excitement of the *Thunder Chief* storming into the station. This set features a DCC sound-equipped F7-A locomotive with a diesel sound package that includes prototypical prime mover, 3 air horns, and bell—all in polyphonic 16-bit sound that you control with our *E-Z Command*® digital control system.

This digitally controlled train set with sound features:

- DCC sound-equipped F7-A diesel locomotive with operating headlight
- 40' box car
- three-dome tank car



- off-center caboose
- *E-Z Command*® Control Center with wall pack and speed controller
- body-mounted *E-Z Mate*® couplers

- 56" x 38" oval of snap-fit nickel silver *E-Z Track*® including 12 pieces of curved track, 3 pieces of straight track, and 1 plug-in terminal reailer
- illustrated instruction manual

**E-Z COMMAND®
SOUND VALUE TRAIN SETS**

HO
SCALE



E-Z Command® Control Center with wall pack and plug-in wiring



Simultaneous control of sound, speed, direction, and lighting for realistic ACTION and FUN!



E-Z Command® Control Center with wall pack and plug-in wiring



Simultaneous control of sound, speed, direction, and lighting for realistic ACTION and FUN!



Acela Express® Set

an E-Z Track® set

Item No. 01204 • Suggested price: \$539.00

The high-speed passenger train that revolutionized rail travel comes to layouts everywhere courtesy of Bachmann Industries. As an official Amtrak licensee of the *Acela Express*® train, we're proud to present this DCC-equipped model in our award-winning *Spectrum*® line. Our *Acela Express*® features the latest in technology and tool making, and its powerful locomotive can reach scale speeds of 150 mph or more. The *Acela Express*® set comes complete with dual locomotives (one powered, one non-powered), a first class passenger car, business class passenger car, and Café Acela® car. Also included are a 22" radius, 81" x 45" nickel silver E-Z Track® oval, power pack and speed controller, and DVD-format video with assembly instructions.



Locomotive features:

- DCC-equipped for speed, direction, and lighting
- interior selector switch for choice between rail and pantograph operation
- die-cast gear towers and chassis
- precision motor
- working directional headlights, ditch lights, and markers
- operating doors



Digital Commander

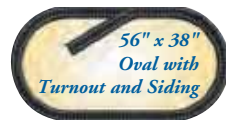
an E-Z Track® set with E-Z Mate® couplers

Item No. 00501 • Suggested price: \$439.00

The *Digital Commander* has everything you need to get started in digital model railroading in one ready-to-run set! It includes our exclusive, easy-to-use *E-Z Command*® digital system that lets you independently control the speed, direction, and lighting of two decoder-equipped locomotives. Take control of your own freight rail empire with the *Digital Commander*!

This digitally controlled train set features:

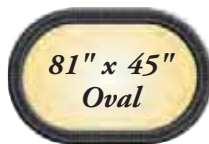
- DCC-equipped EMD GP40 locomotive with operating headlight
- DCC-equipped EMD FT-A locomotive with operating headlight
- plug-door box car
- open quad hopper
- wide-vision caboose
- E-Z Command® Control Center with wall pack and plug-in wiring
- body-mounted E-Z Mate® couplers
- 56" x 38" oval of nickel silver E-Z Track®, including 12 pieces curved track, 4 pieces straight track, 1 terminal railer, 1 manual turnout – left, under-track magnet with brakeman figure, and 1 Hayes bumper
- DVD-format E-Z Command® instruction video
- illustrated instruction manual





Passenger Car features:

- tilting chassis to travel smoothly around curves at high speeds
- flush windows
- lighted interiors
- blackened RP25 wheels
- photo-etched, blackened brass inserts on air ducts
- finescale interior detail, including passenger seats and tables



(Paint scheme may vary from images shown.)



**E-Z Command® Control Center
with wall pack and plug-in wiring**



Simultaneous control of speed, direction, and lighting for realistic ACTION and FUN!

North Pole Express

an E-Z Track® set with E-Z Mate® couplers

NEW

Item No. 00751 • Suggested price: \$315.00

All aboard for a Christmas adventure! Signaling with a puff of smoke from its stack and a flash of its headlight, the North Pole locomotive is ready to pull its handsome blue cars around the world. Next stop, Santa's Workshop! The *North Pole Express* is eager to transport passengers on the holiday trip of a lifetime.

This ready-to-run train set includes:

- 2-6-2 steam locomotive with operating headlight, smoke, and tender
- heavyweight coach
- heavyweight observation car
- 63" x 45" oval of snap-fit *E-Z Track®* including 16 pieces of 22" radius curved track, 3 pieces of straight track, and 1 plug-in terminal rerailer
- power pack and speed controller
- illustrated instruction manual



Chessie Special

an E-Z Track® set with E-Z Mate® couplers

NEW

Item No. 00750 • Suggested price: \$255.00

Born in the rich coal fields of western Virginia, the Chesapeake & Ohio Railroad went on to cross the Blue Ridge and Allegheny Mountains to range over the Ohio Valley and serve 10 states. Our *Chessie Special* ready-to-run train forges ahead with essential freight required to fuel the growth and prosperity of Chicago, Cincinnati, Toledo, and many other Midwestern cities.

This ready-to-run train set includes:

- USRA 0-6-0 locomotive with operating headlight and tender
- stock car
- three-dome tank car
- gondola
- off-center caboose
- body-mounted *E-Z Mate®* couplers
- 47" by 38" oval of snap-fit *E-Z Track®* including 12 pieces of curved track, 1 piece of straight track, and 1 plug-in terminal rerailer
- power pack and speed control
- illustrated instruction manual



ELECTRIC TRAIN SETS

HO
SCALE

63" x 45"
Oval



Speed Controller
with Plug-In Wiring



47" x 38"
Oval



Speed Controller
with Plug-In Wiring



Strike Force

an E-Z Track® set with E-Z Mate® couplers



Item No. 00752 • Suggested price: \$279.00

Rail transport has played a crucial role in successful U.S. military campaigns since the Civil War. Often serving as the logistical backbone of large operations, military trains deliver personnel, weapons, ammunition, and food to the troops in the field. With our *Strike Force* train, we honor the tireless efforts of our men and women in uniform.

This ready-to-run train set includes:

- EMD GP40 diesel locomotive with operating headlight
- flat car with crates
- center-depressed flat car with camouflage missile
- off-center caboose
- body-mounted E-Z Mate® couplers
- 47" x 38" oval of snap-fit E-Z Track®, including 12 pieces of curved track, 1 piece of straight track, and 1 plug-in terminal railer
- power pack and speed controller
- illustrated instruction manual



Challenger

an E-Z Track® set with E-Z Mate® couplers

Item No. 00621 • Suggested price: \$145.00

Led by a powerful EMD F9 diesel, the *Challenger* is ready to confront the most rugged terrain. With an instantly recognizable color scheme and the classic Union Pacific® shield gracing the engine's nose and matching caboose, the *Challenger* proudly displays its famous railroad heritage.


This ready-to-run train set includes:

- EMD F9 diesel with all-wheel drive and operating headlight
- open quad hopper
- gondola
- wide-vision caboose
- body-mounted E-Z Mate® couplers
- 36" circle of snap-fit E-Z Track® including 11 pieces of curved track and 1 curved plug-terminal railer
- power pack and speed controller
- illustrated instruction manual



ELECTRIC TRAIN SETS

HO
SCALE



*Contents (roadnames and numbers)
may vary from package illustration.*

The General

an E-Z Track® set with E-Z Mate® couplers

Item No. 00736 • Suggested price: \$299.00

The Civil War's famous Great Locomotive Chase, commemorated in a movie of the same name, comes to life with *The General* train set! On April 12, 1862, James J. Andrew and a group of Union raiders commandeered the South's American 4-4-0, named *The General*, from the Western & Atlantic Railroad. Their daring plan was to sabotage rebel railroad lines deep behind enemy lines. An alert W&ARR conductor, William Fuller, noticed the locomotive moving and with two fellow employees was soon in hot pursuit through the mountains of Northern Georgia. They followed *The General* on foot until they were able to commandeer another locomotive, "The Texas," to continue the chase. After many stops to uproot track and cut telegraph lines, *The General* ran out of wood fuel and water and was abandoned. Andrew's Raiders were later captured outside Chattanooga. Some were able to escape from jail, but eight were hung as spies. The youngest of the Raiders, 19-year-old Jacob Parrott, was the first soldier awarded the Medal of Honor by Secretary of War Stanton. *The General* train set lets you experience all the excitement of this historic adventure and comes complete with:



- 4-4-0 American locomotive with operating headlight and tender
- old-time box car
- old-time gondola
- old-time combine
- quartermaster and telegraph office building
- 56" x 38" oval of snap-fit E-Z Track® including 12 pieces of curved track, 3 pieces of straight track, and 1 plug-in terminal rerailer
- power pack and speed controller
- illustrated instruction manual

McKinley Explorer

an E-Z Track® set with E-Z Mate® couplers

Item No. 00743 • Suggested price: \$279.00


Treating passengers to breathtaking views of the Alaskan wilderness in special vista-dome cars is the *McKinley Explorer*. The modern version of the *McKinley Explorer* features models of bi-level dome dining-lounge cars. At 18 feet 2 inches tall and 89 feet long, these cars manufactured by the Colorado Railcar Company are the largest dome cars ever built.



This ready-to-run set includes:

- EMD GP40 locomotive with directional headlights
- two 89' Colorado Railcar full-dome passenger cars (the *Knik* and *Kenai*, both named after Alaskan Rivers)
- body-mounted E-Z Mate® couplers
- 63" x 45" oval of snap-fit E-Z Track® including 16 pieces of 22" radius curved track, 3 pieces straight track, and 1 plug-in terminal rerailer
- power pack and speed controller
- illustrated instruction manual





Complete your Great Locomotive Chase scene with "The Texas" separate-sale 4-4-0 Locomotive. (See steam locomotive section for details.)



Coastliner

an E-Z Track® set with E-Z Mate® couplers

Item No. 00734 • Suggested price: \$215.00

From southern seashores to northern ports, rail transport keeps freight moving and American factories humming. With its distinctive engine and cars displaying the classic CSX® paint schemes, the *Coastliner* is proud to ride the busy rails of the Eastern seaboard.



This ready-to-run train set includes:

- EMD GP40 diesel locomotive with operating headlight
- two flat cars with container loads
- wide-vision caboose
- body-mounted E-Z Mate® couplers
- 36" circle of snap-fit E-Z Track®, including 11 pieces curved track and 1 curved plug-in terminal rerailer
- power pack and speed controller
- illustrated instruction manual



Harvest Express

an E-Z Track® set with E-Z Mate® couplers

Item No. 00735 • Suggested price: \$245.00

Streaking through the golden wheat fields of central Canada is the *Harvest Express*. As it hauls colorful hoppers bursting with grain, its powerful EMD GP40 engine ensures a bountiful harvest is swiftly delivered across the vast Canadian landscape.

This ready-to-run train set includes:

- EMD GP40 diesel locomotive with operating headlight
- three Canadian 4-bay cylindrical grain hoppers
- body-mounted E-Z Mate® couplers
- 47" x 38" oval of snap-fit E-Z Track® including 12 pieces of curved track, 1 piece of straight track, and 1 plug-in terminal rerailer
- power pack and speed controller
- illustrated instruction manual



ELECTRIC TRAIN SETS

HO SCALE

36" Circle

EZ TRACK SYSTEM
ELECTRIC TRAIN TRACKS

Speed Controller with Plug-In Wiring



47" x 38" Oval

EZ TRACK SYSTEM
ELECTRIC TRAIN TRACKS

Speed Controller with Plug-In Wiring



Jingle Bell Express

an E-Z Track® set with E-Z Mate® couplers

Item No. 00724 • Suggested price: \$255.00

The *Jingle Bell Express* rushes last-minute wishes from the North Pole to homes around the world. Decked out in red and green and carrying a sweet cargo of holiday treats, the *Jingle Bell Express* will deliver merry dreams around your Christmas tree for years to come.

This ready-to-run train set includes:

- 0-6-0 steam locomotive with operating headlight and coal tender
- single-dome tank car
- box car
- quad hopper
- off-center caboose
- body-mounted *E-Z Mate®* couplers
- 47" x 38" oval of snap-fit *E-Z Track®*, including 12 pieces of curved track, 1 piece of straight track, and 1 plug-in terminal railer
- power pack and speed controller
- illustrated instruction manual



Pacific Flyer

an E-Z Track® set with E-Z Mate® couplers

Item No. 00692 • Suggested price: \$155.00

Assembly and breakdown of trains in the railway yard is tough work, but this 0-6-0 steam switcher is ready to get the job done. Assemble your consist, clear the yard and move your freight to its final destination with the *Pacific Flyer!*

This ready-to-run train set includes:

- 0-6-0 steam locomotive with operating headlight and tender
- gondola
- box car
- off-center caboose
- body-mounted *E-Z Mate®* couplers
- 36" circle of snap-fit *E-Z Track®* including 11 pieces of curved track and 1 curved plug-in terminal railer
- power pack and speed controller
- illustrated instruction manual





47" x 38"
Oval

E-Z TRACK SYSTEM
ELECTRIC TRAIN TRACKS
ELECTRIC TRAIN ACCESSORIES

Speed Controller
with Plug-In Wiring



36"
Circle

E-Z TRACK SYSTEM
ELECTRIC TRAIN TRACKS
ELECTRIC TRAIN ACCESSORIES

Speed Controller
with Plug-In Wiring



Thoroughbred

an E-Z Track® set with E-Z Mate® couplers

Item No. 00691 • Suggested price: \$145.00

Wheels rumble like the pounding of hooves as this iron horse rounds the bend. Hauling freight with the ease and grace of a champion, the *Thoroughbred* delivers fun and adventure to your stable of trains.

This ready-to-run train set includes:

- F7 diesel locomotive with operating headlight
- open quad hopper
- gondola
- wide-vision caboose
- body-mounted *E-Z Mate®* couplers
- 47" x 38" oval of snap-fit *E-Z Track®* including 12 pieces of curved track, 1 piece of straight track, and 1 plug-in terminal rerailer
- power pack and speed controller
- illustrated instruction manual



Durango & Silverton

an E-Z Track® set with E-Z Mate® couplers

Item No. 00710 • Suggested price: \$309.00

Built originally as a mining line, the scenic value of the *Durango & Silverton* was quickly recognized in passenger service. After surviving natural disasters, wars, and financial instability, a determined staff (and starring roles in several Hollywood movies) promoted the tourism that ensures the line's survival to this day. Now recognized as a National Historic Landmark and a National Historic Civil Engineering Landmark, the *Durango & Silverton* continues to provide year-round tourist service. Our *Durango & Silverton* passenger set comes complete with:



- DCC-ready 2-8-0 locomotive and tender with operating headlight
- factory-installed 8-pin socket for DCC decoder installation of your choice
- open excursion car
- old-time combine
- old-time coach
- 47" x 38" oval of snap-fit *E-Z Track®* including 12 pieces of curved track, 1 piece of straight track, and 1 plug-in terminal rerailer
- power pack and speed controller
- illustrated instruction manual





47" x 38" Oval

EZ TRACK SYSTEM
ELECTRIC TRAIN TRACKS

Speed Controller with Plug-In Wiring



Canyon Chief

an E-Z Track® set with E-Z Mate® couplers

Item No. 00740 • Suggested price: \$145.00

Navigating with ease past the deep gorges and steep mesas of the Southwest landscape is the *Canyon Chief*. Commanded by a Santa Fe EMD F7 in the iconic “war bonnet” paint scheme, the unyielding *Canyon Chief* always delivers its freight load on time.

This ready-to-run train set includes:

- F7 diesel locomotive with operating headlight
- three-dome tank car
- gondola
- wide-vision caboose
- 36" circle of snap-fit E-Z Track®, including 11 pieces curved track and 1 curved plug-in terminal rerailer
- power pack and speed controller
- illustrated instruction manual



Chattanooga

an E-Z Track® set with E-Z Mate® couplers

Item No. 00626 • Suggested price: \$255.00

Capturing all the energy and excitement of train travel is the *Chattanooga*. Named for the famous Nashville, Chattanooga & St. Louis Railroad, this 155-piece set includes all the miniature people, buildings, and structures you'll need to recreate the romance of the steam era.

This ready-to-run train set includes:

- 0-6-0 steam locomotive and tender with operating smoke and headlight
- plug-door box car
- open quad hopper
- single-dome tank car



- off-center caboose
- body-mounted E-Z Mate® couplers
- 47" x 38" oval of snap-fit E-Z Track®, including 12 pieces of curved track, 1 piece of straight track, and 1 plug-in terminal rerailer
- suburban station
- signal bridge
- 48 railroad and street signs
- 36 telephone poles
- 48 assorted figures
- power pack and speed controller
- illustrated instruction manual





ELECTRIC TRAIN SETS

HO SCALE



Speed Controller with Plug-In Wiring





The FT diesel locomotive in this set has a die-cast chassis and eight wheel drive.

Santa Fe Flyer

an E-Z Track® set with E-Z Mate® couplers

Item No. 00647 • Suggested price: \$145.00

Hauling freight across the deserts, mountains, and cities of the American landscape is the *Santa Fe Flyer*. Powered by a mighty Santa Fe FT diesel locomotive with its distinctive “war bonnet” paint scheme, this sleek and powerful train deftly handles the ever-changing terrain of the Southwest United States.

This ready-to-run train set includes:

- EMD FT diesel locomotive with operating headlight
- open quad hopper
- gondola
- off-center caboose
- body-mounted *E-Z Mate*® couplers
- 36" circle of snap-fit *E-Z Track*® including 11 pieces of curved track and 1 curved plug-in terminal railer
- power pack and speed controller
- illustrated instruction manual





Rail Chief

an E-Z Track® set with E-Z Mate® couplers

Item No. 00706 • Suggested price: \$225.00

You will command the rails with our striking *Rail Chief* set. Complete with miniature people and a signal bridge, this 130-piece set will let you oversee your own detailed railroading empire.

This ready-to-run train set includes:

- EMD GP40 diesel locomotive with operating headlight
- open quad hopper
- gondola
- steel reefer
- off-center caboose
- body-mounted E-Z Mate® couplers
- 47" x 38" oval of snap-fit E-Z Track®, including 12 pieces curved track, 1 piece of straight track, and 1 plug-in terminal rerailer
- signal bridge
- 36 miniature figures
- 24 telephone poles
- 48 railroad and street signs
- power pack and speed controller
- illustrated instruction manual

130
Piece Set



The DeWitt Clinton

an E-Z Track® set

Item No. 00641 • Suggested price: \$195.00

Named after the father of the Erie Canal, the DeWitt Clinton made its maiden run on August 9, 1831. As one of the earliest steam operated carriers in America, the DeWitt Clinton is truly unique in railroading history. With its passengers riding in standard stagecoach bodies mounted on railroad wheels, the sight of the DeWitt Clinton was just as startling in 1831 as it would be today!



The DeWitt Clinton includes:

- DeWitt Clinton locomotive and tender (with die-cast wood load and water barrels)
- three DeWitt Clinton coaches
- precision motor
- nickel silver wheels
- 47" x 38" oval of snap-fit nickel silver E-Z Track®, including 12 pieces curved track, 1 piece of straight track, and 1 plug-in terminal rerailer
- power pack and speed controller
- illustrated instruction manual




Overland Limited

an E-Z Track® set with E-Z Mate® couplers

Item No. 00614 • Suggested price: \$395.00

The biggest and the best for serious railroad enthusiasts. From a powerful 4-8-4 steam locomotive, to an impressive consist of nine cars, this set has it all! The *Overland Limited* comes complete with Bachmann's exclusive E-Z Track® snap-fit track and roadbed system, plus:

- Union Pacific® 4-8-4 steam locomotive and tender with operating smoke and headlight
- grain car
- three-dome tank car
- flat car with logs
- center-flow hopper
- open quad offset hopper
- two plug-door box cars
- wood stock car
- wide-vision caboose
- body-mounted E-Z Mate® couplers
- 63" x 54" oval of snap-fit E-Z Track® with 16 pieces of 22" radius curved track, 5 pieces of straight track, and 1 plug-in terminal rerailer
- power pack and speed controller
- illustrated instruction manual



GS4 4-8-4 LOCOMOTIVE (DCC SOUND VALUE-EQUIPPED)

Performs best on 22" radius curves or greater.

Suggested price: \$399.00 each



Streamlined, powerful SP GS4 4-8-4 steam locomotives were the choice for high-speed passenger service in the Southwest until they were superseded by diesels in the late 1950s. Offered in two distinctive color schemes plus the red, white, and blue Bicentennial model, our 4-8-4 now includes our Sound Value *SoundTraxx*® steam package with authentic prototypical chuff, short and long whistles, bell, air pump, steam release, and blower—all in 16-bit polyphonic sound.

Features include:

- DCC sound-equipped
- dual-mode NMRA-compliant decoder
- precision motor
- operating headlight
- separately applied metal parts
- see-through frame
- RP25 wheels
- *E-Z Mat*® Mark II couplers



SOUTHERN PACIFIC DAYLIGHT #4449
RAILFAN VERSION
(*Southern Pacific Lines*)
Item No. 53101



SOUTHERN PACIFIC DAYLIGHT #4436
(*billboard lettering*)
Item No. 53102



AMERICAN FREEDOM TRAIN #4449
Item No. 53103



N&W CLASS J 4-8-4 LOCOMOTIVE (DCC SOUND VALUE-EQUIPPED)

Performs best on 22" radius curves or greater.

Suggested price: \$429.00 each

Designed for optimum-speed passenger service, the "J" was the last mainline steam locomotive to run in the United States. The Class J 4-8-4 has returned to the Bachmann HO line in a DCC Sound Value version that includes a *SoundTraxx*® steam package with authentic prototypical chuff, short and long whistles, bell, air pump, steam release, and blower—all in 16-bit polyphonic sound.

Features include:

- DCC sound-equipped
- dual-mode NMRA-compliant decoder
- precision motor
- operating headlight
- separately applied metal parts
- alligator cross heads
- see-through frame
- RP25 wheels
- *E-Z Mate*® Mark II couplers



N&W #611 - RAILFAN
Item No. 53201



N&W #613
Item No. 53202

GS4 4-8-4 & TENDER with OPERATING HEADLIGHT (DCC EQUIPPED)

Performs best on 22" radius curves or greater.

Suggested price: \$299.00 each

DCC ON BOARD® locomotives feature dual-mode digital command control decoders enabling operation with a standard DC analog power pack or any NMRA-compliant Digital Command Control system. Speed, direction, and lighting control.



SOUTHERN PACIFIC™ DAYLIGHT #4446
Item No. 50202

**GS64 4-8-4 & TENDER with OPERATING HEADLIGHT
(DCC EQUIPPED)**

Performs best on 22" radius curves or greater.

Suggested price: \$299.00



DCC ON BOARD® locomotives feature dual-mode digital command control decoders enabling operation with a standard DC analog power pack or any NMRA-compliant Digital Command Control system. Speed, direction, and lighting control.



WESTERN PACIFIC™ #485
Item No. 50206

4-8-4 LOCOMOTIVE & TENDER with OPERATING HEADLIGHT (DCC READY)

Performs best on 22" radius curves or greater.

Suggested price: \$259.00 each



UNION PACIFIC® #807
Item No. 53502

USRA LIGHT PACIFIC 4-6-2 LOCOMOTIVE
(DCC SOUND VALUE-EQUIPPED)

Performs best on 18" radius curves or greater.

Suggested price: \$399.00 each

The advent of heavier, longer passenger trains in the early 20th century called for a new type of steam locomotive. The 4-6-2 (or Pacific class as it came to be known) answered that call in 1901. It went on to become the predominant express passenger engine for over 40 years. Bachmann's DCC sound-equipped 4-6-2 includes our Sound Value *SoundTraxx*® steam package with authentic prototypical chuff, short and long whistles, bell, air pump, steam release, and blow—all in 16-bit polyphonic sound.

**B&O® #5213**
Item No. 52801**NYC® #4552**
Item No. 52802**SANTA FE #1385**
Item No. 52803**GRAND TRUNK WESTERN #5629**
Item No. 52804**UNION PACIFIC® #2880**
Item No. 52805

2-8-4 BERKSHIRE STEAM LOCOMOTIVE & TENDER with OPERATING HEADLIGHT (DCC SOUND VALUE-EQUIPPED)

Performs best on 22" radius curves or greater.



Suggested price: \$355.00 each

This DCC sound-equipped locomotive includes our *Sound Value SoundTraxx*® steam package that includes authentic prototypical chuff, short and long whistles, bell, air pump, steam release, and blower – all in 16-bit polyphonic sound. Precision motor, die-cast chassis, details and tender style per prototype, brass-machined flywheel, metal handrails and stanchions, LED headlight and tender backup light, die-cast marker lights, see-through underframe, metal wheels, and *E-Z Mate*® Mark II couplers.



NICKEL PLATE #765 - RAILFAN VERSION
Item No. 52401



CHESAPEAKE & OHIO® KANAWHA #2718
Item No. 52402



PERE MARQUETTE #1225
Item No. 52403



NICKEL PLATE #759
Item No. 52404



CHESAPEAKE & OHIO® KANAWHA #2705
Item No. 52405

**2-8-4 BERKSHIRE STEAM LOCOMOTIVE
& TENDER with OPERATING HEADLIGHT
(DCC EQUIPPED)**

Performs best on 22" radius curves or greater.

Suggested price: \$269.00 each

DCC ON BOARD® locomotives feature dual-mode digital command control decoders enabling operation with a standard DC analog power pack or any NMRA-compliant Digital Command Control system. Speed, direction, and lighting control.



PERE MARQUETTE #1225
Item No. 50901



PERE MARQUETTE #1218
Item No. 50902



NICKEL PLATE #765 - RAIL FAN VERSION
Item No. 50906



Have a question? You can "Ask the Bach Man" on our message board at www.bachmantrains.com!

USRA LIGHT 2-8-2 STEAM LOCOMOTIVE (DCC SOUND VALUE-EQUIPPED)

Performs best on 18" radius curves or greater.

Suggested price: \$399.00 each



The 2-8-2 is also known as the "Mikado" after Baldwin delivered the first engines with this wheel arrangement to Japan Railways in 1893. Our DCC sound-equipped USRA Light model includes our Sound Value *SoundTraxx*® steam sound package with authentic prototypical chuff, short and long whistles, bell, air pump, steam release and blower—all in 16-bit polyphonic sound.



PENNSYLVANIA RAILROAD #9630
with MEDIUM TENDER
(high headlight)
Item No. 54303




NEW YORK CENTRAL® #6405
with MEDIUM TENDER
Item No. 54304



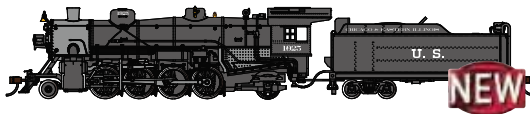
MAINE CENTRAL #617 with MEDIUM TENDER
Item No. 54305



UNION PACIFIC® #2492
with MEDIUM TENDER
(new roadnumber)
Item No. 54306



NICKEL PLATE #611
(illustration shown)
Item No. 54307



CHICAGO & EASTERN ILLINOIS #1925
(USRA as delivered; illustration shown)
Item No. 54308



USRA LIGHT 2-8-2 STEAM LOCOMOTIVE
(DCC READY with NMRA 8-PIN PLUG)

Performs best on 18" radius curves or greater.

Suggested price: \$319.00 each

The 2-8-2 is also known as the "Mikado" after Baldwin delivered the first engines with this wheel arrangement to Japan Railways in 1893. Our DCC-ready USRA Light model has a factory-installed 8-pin socket for the DCC decoder installation of your choice.



PERE MARQUETTE #2378
with LONG TENDER
Item No. 54401



ROCK ISLAND #2319
with MEDIUM TENDER
Item No. 54402



SOUTHERN #4501
with LONG TENDER
Item No. 54403



WESTERN PACIFIC™ #302
with MEDIUM TENDER
Item No. 54404



FRISCO #4027
with MEDIUM TENDER
Item No. 54405

BALDWIN 52" DRIVER 4-6-0 STEAM LOCOMOTIVE (DCC SOUND VALUE-EQUIPPED)

Performs best on 18" radius curves or greater.

Suggested price: \$399.00 each

This Baldwin Ten Wheeler is a DCC sound-equipped 52" driver version that includes our Sound Value *SoundTraxx*® steam sound package with authentic prototypical chuff, short and long whistles, bell, air pump, steam release and blower—all in polyphonic 16-bit sound. Die-cast chassis and *E-Z Mate*® Mark II couplers.



PRR #7080
Item No. 51401



UNION PACIFIC® #1429
Item No. 51402



SOUTHERN #1087
Item No. 51403



C&O® #377
Item No. 51404



SANTA FE #498
Item No. 51405

BALDWIN 52" DRIVER 4-6-0 STEAM LOCOMOTIVE
(DCC READY with NMRA 8-PIN PLUG)

Performs best on 18" radius curves or greater.

Suggested price: \$299.00 each

This Baldwin Ten Wheeler is a DCC-ready 52" driver version that has an 8-pin socket ready for DCC decoder installation of your choice. Die-cast chassis and *E-Z Mate*® Mark II couplers.



NYC® #1238
Item No. 52201



B&O® #1357
Item No. 52202



CANADIAN PACIFIC #847
Item No. 52203



MARYLAND and PENNSYLVANIA #27
Item No. 52204



TEXAS PACIFIC #316
Item No. 52205



Have a question? You can "Ask the Bach Man" on our message board at www.bachmanntrains.com!

ALCO 2-6-0 (DCC SOUND VALUE-EQUIPPED)

Performs best on 18" radius curves or greater.

Suggested price: \$265.00 each



The Alco Moguls could go as fast as 70 miles per hour, making them useful for both light freight and passenger service. This DCC sound-equipped Alco 2-6-0 includes our Sound Value *SoundTraxx*® sound package with authentic prototypical chuff, short and long whistles, bell, air pump, steam release, and blower—all in polyphonic 16-bit sound.

Features include:

- DCC sound-equipped
- dual-mode NMRA-compliant decoder
- die-cast chassis
- metal valve gear and side rods
- operating LED headlight and backup light
- metal cut levers
- metal handrails
- metal wheels
- *E-Z Mate*® Mark II couplers



WABASH #573
Item No. 51812



LACKAWANNA #565
Item No. 51813



CANADIAN NATIONAL #409
Item No. 51814



ATSF #9448
Item No. 51816



Have a question? You can "Ask the Bach Man" on our message board at www.bachmantrains.com!

ALCO 2-6-0 (DCC-READY)

Performs best on 18" radius curves or greater.

Suggested price: \$169.00 each

The Alco Moguls could go as fast as 70 miles per hour, making them useful for both light freight and passenger service. Bachmann's 2-6-0 model is a practical choice for your mainline and branchline railroads. Factory-installed 8-pin socket for DCC decoder installation of your choice.

Features include:

- die-cast chassis
- metal valve gear and side rods
- operating LED headlight and backup light
- metal cut levers
- metal handrails
- metal wheels
- *E-Z Mate*® Mark II couplers



PENNSYLVANIA #3237
Item No. 51707



NEW YORK CENTRAL® #1907
Item No. 51708



CANADIAN NATIONAL #6013
Item No. 51709



ATSF #9444
Item No. 51710



UNION PACIFIC® #40
Item No. 51711



GREEN BAY & WESTERN #256
Item No. 51712

BALDWIN 2-8-0 CONSOLIDATION LOCOMOTIVE (DCC EQUIPPED)

Performs best on 18" radius curves or greater.

Suggested price: \$239.00 each

DCC ON BOARD® locomotives feature dual-mode digital command control decoders enabling operation with a standard DC analog power pack or any NMRA-compliant Digital Command Control system. Speed, direction, and lighting control.



ROCK ISLAND #2123
Item No. 51317

PRAIRIE 2-6-2 & TENDER with SMOKE & OPERATING HEADLIGHT

Performs best on 18" radius curves or greater.

Suggested price: \$153.00 each



UNION PACIFIC® #1836
Item No. 51501



SOUTHERN
Item No. 51504



SOUTHERN PACIFIC™ #1905
with VANDERBILT TENDER
Item No. 51523



CANADIAN NATIONAL #613
Item No. 51524

BALDWIN 2-8-0 CONSOLIDATION LOCOMOTIVE (*DCC EQUIPPED*; continued)



UNION PACIFIC® #619
Item No. 51319



Have a question? You can "Ask the Bach Man" on our message board at www.bachmantains.com!

PRAIRIE 2-6-2 & TENDER
with SMOKE & OPERATING HEADLIGHT (continued)



RIO GRANDE™ #74
(*Flying Grande*)
Item No. 51526




BALTIMORE & OHIO® #2451
Item No. 51527



PENNSYLVANIA #2765
(*new roadnumber*)
Item No. 51528



SANTA FE #2129
(*illustration shown*)
Item No. 51529




BOSTON & MAINE #1501
(*illustration shown*)
Item No. 51530



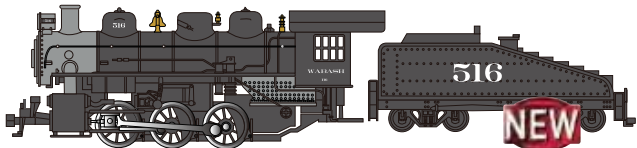
USRA 0-6-0 & SLOPE TENDER
with **SMOKE & OPERATING HEADLIGHT** (DCC EQUIPPED)
Performs best on 18" radius curves or greater.

Suggested price: \$159.00 each

DCC ON BOARD® locomotives feature dual-mode digital command control decoders enabling operation with a standard DC analog power pack or any NMRA-compliant Digital Command Control system. Speed, direction, and lighting control.



BALDWIN LOCOMOTIVE WORKS #26
(illustration shown)
Item No. 51610



WABASH #516
(illustration shown)
Item No. 51611

USRA 0-6-0 & SHORT HAUL TENDER
with **SMOKE & OPERATING HEADLIGHT**
Performs best on 18" radius curves or greater.

Suggested price: \$132.00 each



SMOKEY MOUNTAIN #99
Item No. 50402



JERSEY CENTRAL #105
Item No. 50404



N.C. & ST. L. #152
Item No. 50616



USRA 0-6-0 & SLOPE TENDER
with SMOKE & OPERATING HEADLIGHT
Performs best on 18" radius curves or greater.


Suggested price: \$132.00 each



UNION PACIFIC® #4442
Item No. 50603



SANTA FE #2128
Item No. 50604




CANADIAN PACIFIC #6269
(illustration shown)
Item No. 50607

NEW



BALTIMORE & OHIO®
Item No. 50612



SOO LINE #344
(illustration shown)
Item No. 50608

NEW



PENNSYLVANIA #3234
Item No. 50615



USRA 0-6-0 & VANDERBILT TENDER with SMOKE & OPERATING HEADLIGHT

Performs best on 18" radius curves or greater.

Suggested price: \$132.00 each



ALL PRODUCTS ON THESE PAGES
EQUIPPED WITH BODY-MOUNTED
E-Z MATE® MARK II COUPLERS



SOUTHERN PACIFIC™ #1274
Item No. 50705

PORTER 0-6-0T SIDE TANK LOCOMOTIVE (DCC EQUIPPED)

Performs best on 18" radius curves or greater.

Suggested price: \$145.00 each

A hard worker in industrial settings such as steel mills and quarries, this little switcher proudly displays its Porter heritage. Features include DCC-equipped for speed, direction, and lighting; dual-mode NMRA-compliant decoder; precision motor; operating directional soft white LED headlights; hidden drive train; low-speed gear box; metal motor bearings; metal detail parts, including bell, handrails, and stanchions; metal cut levers; blackened main and side rods; and magnetically operated *E-Z Mate*® Mark II couplers, front and rear.

DCC[®]
ON BOARD



BETHLEHEM STEEL #2
Item No. 52101



MIDVALE STEEL #5
Item No. 52102

USRA 0-6-0 & VANDERBILT TENDER
with SMOKE & OPERATING HEADLIGHT (continued)



UNION PACIFIC® #4439
Item No. 50706



Have a question? You
can "Ask the Bach Man"
on our message board at
[www.bachmantrains.com!](http://www.bachmantrains.com)

PORTER 0-6-0T SIDE TANK LOCOMOTIVE (continued)



MIDWEST QUARRY & MINING CO. #12
Item No. 52103

DCC[®]
ON BOARD



PENNSYLVANIA RAILROAD #2780
Item No. 52104



SANTA FE #2240
Item No. 52105

4-4-0 AMERICAN STEAM LOCOMOTIVE (DCC SOUND VALUE-EQUIPPED)

Performs best on 18" radius curves or greater.

Suggested price: \$319.00 each



All new tooling. Our DCC sound-equipped 4-4-0 includes our Sound Value *SoundTraxx*® steam sound package with authentic prototypical chuff, short and long whistles, bell, air pump, steam release and blower—all in 16-bit polyphonic sound.



UNION PACIFIC® #119 with WOOD LOAD
Item No. 52701



CENTRAL PACIFIC #60 "Jupiter" with WOOD LOAD
Item No. 52702



BALTIMORE & OHIO® with COAL LOAD
Item No. 52703



SANTA FE #91 with WOOD LOAD
Item No. 52704



W&ARR "The General" with WOOD LOAD
Item No. 52705



NCR "The York" with WOOD LOAD
Item No. 52706

4-4-0 AMERICAN STEAM LOCOMOTIVE (DCC READY with NMRA 8-PIN PLUG)

Performs best on 18" radius curves or greater.

Suggested price: \$239.00 each

All new tooling. Our DCC-ready model has a factory-installed 8-pin socket for the DCC decoder installation of your choice.



UNION PACIFIC® #119 with WOOD LOAD
Item No. 51002



CENTRAL PACIFIC #60 "Jupiter" with WOOD LOAD
Item No. 51003



W&ARR "Texas" with WOOD LOAD
Item No. 51004



PENNSYLVANIA with COAL LOAD
Item No. 51005

**50-TON TWO-TRUCK CLIMAX
(DCC EQUIPPED AND SOUND READY)**

Performs best on 15" radius curves or greater.

Suggested price: \$399.00 each

The Class "B" two-truck locomotive, introduced by Climax in 1893, featured a horizontal boiler with slanted cylinders. The new design was an instant success and quickly became Climax's most popular model, remaining so throughout the company's history. Our HO scale model with all-metal gears in the trucks and driveline is DCC-equipped and ready for the addition of 16-bit *Tsunami*® plug-and-play prototypical sound. (Separate-sale Item No. 44956, 50-Ton Two-Truck Climax Plug-and-Play Sound Module, required for sound-on-board performance.)

Features include:

- DCC equipped for speed, direction, and lighting
- sound ready with factory-installed speaker
- dual-mode NMRA-compliant decoder
- all-metal gears in trucks and driveline
- die-cast construction
- all-wheel electrical pickup
- two-gearbox power train for realistic operation
- scale-speed gearing
- detailed cab interior
- LED headlight and backup light
- separately applied stack, domes, and cab
- separate detail parts, including bell, whistle, pop valves, and handrails
- *E-Z Mate*® Mark II couplers



W.M. RITTER #4
Item No. 80602



**50-TON TWO-TRUCK CLIMAX
PLUG-AND-PLAY SOUND MODULE**
Item No. 44956 • Suggested price: \$129.00
Provides 16-bit prototypical *SoundTraxx*®
Tsunami® sound when plugged into the decoder
inside Bachmann HO 50-Ton Two-Truck Climax.

DCC
ON BOARD

Spectrum



MOORE-KEPPEL & CO. #3
Item No. 80601



CLIMAX #3
(demonstrator)
Item No. 80603

SIEMENS ACS-64 ELECTRIC LOCOMOTIVE (DCC SOUND EQUIPPED)

Performs best on 22" radius curves or greater.

Suggested price: \$359.00 each



Built to modernize "America's Railroad[®]," the new Amtrak Cities Sprinters have state-of-the-art features such as regenerative braking that can feed energy back into the power grid. The latest generation of electrics for the Northeast Corridor, the ACS-64 can reach speeds of 125 mph. Bachmann's feature-packed model reflects the innovative technology of the prototype. Our ACS-64 includes a TCS WOWSound[®] CD-Quality 16-bit 44,100Hz decoder with Audio Assist[®] for easy configuration without programming CVs as well as a Keep-Alive[®] device for uninterrupted operation, even over dirty track. The WOWSound[®] electric locomotive sound package includes horn, bell, cooling fan/power inverter, pantograph extension and retraction, coupler close/release, brake release and application, momentum, crew alert, grade crossing quill, departing and arriving station announcements, and more!

Features include:


- DCC sound-equipped for sound, speed, direction, and lighting control
- TCS true CD quality audio in 16-bit 44,100Hz sound
- Keep-Alive[®] device that keeps your engine running during power interruptions due to dirty track or loss of electrical contact
- voice-guided Audio Assist[®] programming tool for easy set-up of almost all decoder functionality
- dual-mode NMRA-compliant decoder
- fully remappable light functions that include blinking ditch lights, on/off marker lights, and directional headlights with Rule 17 dimming
- die-cast frame
- selector switch for choice between rail and pantograph operation



AMTRAK #607
Item No. 67401



AMTRAK #619
Item No. 67402



AMTRAK #642 – SALUTES OUR VETERANS
Item No. 67403



AMTRAK – FLAG DEMO
Item No. 67404



SEPTA #901
(officially licensed by SEPTA; illustration shown)
Item No. 67405

ELECTRIC LOCOMOTIVES

HO SCALE

GG-1 ELECTRIC LOCOMOTIVE (DCC SOUND VALUE-EQUIPPED)

Performs best on 22" radius curves or greater.

Suggested price: \$329.00 each



The electric GG-1 was introduced in the 1930s by the Pennsylvania Railroad, which needed a locomotive that could carry more rolling stock at greater speeds. Its dynamic streamlined design captured the public's imagination and made it the star of countless movies and advertisements. This DCC sound-equipped model includes our Sound Value *SoundTraxx*® sound package with prototypical motors with blowers, pantograph extension and retraction, air compressors, short and long horns, and bell—all in 16-bit polyphonic sound. Features include a die-cast frame, 12-wheel drive, twin operating metal pantographs that can be powered by overhead wires if desired, soft white LED directional headlights with dimming function, and *E-Z Mat*® Mark II couplers.



**PENNSYLVANIA #4913
TUSCAN RED 5 STRIPE**
Item No. 65302



**PENN CENTRAL #4853 - BLACK
with WHITE LETTERING**
Item No. 65305



AMTRAK® #906
Item No. 65306



**PRR #4829 - BRUNSWICK GREEN
with FEATHERED STRIPE**
Item No. 65307



GG-1 ELECTRIC LOCOMOTIVE (DCC READY)

Performs best on 22" radius curves or greater.

Suggested price: \$235.00 each

The electric GG-1 was introduced in the 1930s by the Pennsylvania Railroad, which needed a locomotive that could carry more rolling stock at greater speeds. Its dynamic streamlined design captured the public's imagination and made it the star of countless movies and advertisements. This DCC-ready model features a die-cast frame, 12-wheel drive, twin operating metal pantographs that can be powered by overhead wires if desired, soft white LED directional headlights with dimming function, and *E-Z Mate*® Mark II couplers. Factory-installed 8-pin socket for DCC decoder installation of your choice.



**PENNSYLVANIA #4912
BRUNSWICK GREEN SINGLE STRIPE**
Item No. 65201



**PENNSYLVANIA #4866
SILVER with RED STRIPE
"CONGRESSIONAL"**
Item No. 65204



**PENN CENTRAL #4882
BLACK with WHITE LETTERING**
Item No. 65205



**PENNSYLVANIA #4890
TUSCAN RED 5 STRIPE**
Item No. 65206



AMTRAK® #926
Item No. 65207



GP30 DIESEL LOCOMOTIVE
(DCC SOUND VALUE-EQUIPPED)

Performs best on 18" radius curves or greater.

Suggested price: \$245.00 each

There's no missing a GP30's characteristic "hump," which was developed at the GM Automotive Styling Center. As well as creating a more modern appearance, the design was a practical way to house air intakes for the central air system and the dynamic brakes. Bachmann carries on the prototype's innovative history by offering a new DCC sound-equipped model. Our Sound Value diesel sound package includes prototypical prime mover, 3 air horns, and bell—all in polyphonic 16-bit sound. This model also features all-wheel drive, operating headlight, and *E-Z Mate*® Mark II couplers.



B&O® #6944
(Sunburst Scheme)
Item No. 67601



PRR #2200
Item No. 67602



SOUTHERN PACIFIC #5016
(Bloody Nose)
Item No. 67603



SANTA FE #1218
Item No. 67604



UNION PACIFIC® #839
Item No. 67605

GE ES44AC (DCC SOUND VALUE-EQUIPPED)

Performs best on 22" radius curves or greater.

Suggested price: \$319.00 each



Bachmann is proud to commemorate Norfolk Southern's 30th anniversary milestone with these GE ES44AC DCC sound-equipped locomotives in heritage paint schemes. These are DCC sound-equipped models featuring our Sound Value *SoundTraxx*® diesel sound package with prototypical prime mover, dynamic brakes, 3 air horns, and bell—all in 16-bit polyphonic sound. Some models also feature operating ditch lights as indicated below.



CENTRAL OF GEORGIA
Item No. 65401



SOUTHERN
Item No. 65402



LEHIGH VALLEY
Item No. 65403



NICKEL PLATE ROAD
Item No. 65405



INTERSTATE #8105
(This model has operating ditch lights.)
Item No. 65406



MONONGAHELA #8025
(This model has operating ditch lights.)
Item No. 65407



NORFOLK & WESTERN #8103
(This model has operating ditch lights.)
Item No. 65408



CONRAIL #8098
(This model has operating ditch lights.)
Item No. 65409



NORFOLK SOUTHERN RAILWAY #8114
(This model has operating ditch lights.)
Item No. 65410

DIESEL LOCOMOTIVES

HO

SCALE

EMD SD70ACe (DCC SOUND VALUE-EQUIPPED)

Performs best on 22" radius curves or greater.

Suggested price: \$319.00 each

Bachmann is proud to commemorate Norfolk Southern's 30th anniversary milestone with these EMD SD70ACe DCC sound-equipped locomotives in heritage paint schemes. These are DCC sound-equipped models featuring our Sound Value *SoundTraxx*® diesel sound package with prototypical prime mover, dynamic brakes, 3 air horns, and bell—all in 16-bit polyphonic sound. Some models also feature operating ditch lights as indicated below.



WABASH
Item No. 66001



ERIE
Item No. 66002



JERSEY CENTRAL LINES
Item No. 66003



NEW YORK CENTRAL®
Item No. 66004



VIRGINIAN
Item No. 66005



ILLINOIS TERMINAL #1072
(This model has operating ditch lights.)
Item No. 66006



PENN CENTRAL #1073
(This model has operating ditch lights.)
Item No. 66007



READING COMPANY #1067
(This model has operating ditch lights.)
Item No. 66008



SAVANNAH & ATLANTA #1065
(This model has operating ditch lights.)
Item No. 66009



DELAWARE, LACKAWANNA & WESTERN #1074
(This model has operating ditch lights.)
Item No. 66010

EMD E7-A DIESEL LOCOMOTIVE
(DCC SOUND VALUE-EQUIPPED)
Performs best on 22" radius curves or greater.

Suggested price: \$299.00 each



Designed for high-speed passenger service, the first "E" series diesel was introduced by GM in 1937 and became one of the most popular passenger engines ever made. This DCC sound-equipped EMD E7-A includes our Sound Value *SoundTraxx*® diesel sound package with prototypical prime movers, 3 air horns, and bell—all in polyphonic 16-bit sound. Features include precision motor with dual flywheels, die-cast frame, all-wheel drive, directional LED headlight style per prototype, illuminated number boards, RP25 wheel contours, and *E-Z Mate*® Mark II couplers.



PRR - 5 STRIPE #5881
(single headlight)
Item No. 66601



SOUTHERN #2910
(double headlight)
Item No. 66602



CB&Q #99168
(double headlight with Mars light)
Item No. 66603



NYC® #4028
(single headlight)
Item No. 66604



B&O® #74
(single headlight)
Item No. 66605

EMD E7-A DIESEL LOCOMOTIVE

(DCC READY with NMRA 8-PIN PLUG)

Performs best on 22" radius curves or greater.

Suggested price: \$199.00 each

Designed for high-speed passenger service, the first "E" series diesel was introduced by GM in 1937 and became one of the most popular passenger engines ever made. This DCC-ready version has an 8-pin socket for the DCC decoder installation of your choice. Features include precision motor with dual flywheels, die-cast frame, all-wheel drive, directional LED headlight style per prototype, illuminated number boards, RP25 wheel contours, and *E-Z Mate*® Mark II couplers.



PRR - SINGLE STRIPE #5876
(single headlight)
Item No. 66701



UNION PACIFIC® #989
(double headlight)
Item No. 66702



L&N #458
(double headlight)
Item No. 66703



ATLANTIC COAST LINE #540
(double headlight with Mars light)
Item No. 66704



MILWAUKEE ROAD #16
(double headlight)
Item No. 66705



Have a question? You can "Ask the Bach Man" on our message board at www.bachmanntrains.com!

EMD DD40AX CENTENNIAL (DCC SOUND VALUE-EQUIPPED)

Performs best on 22" radius curves or greater.

Suggested price: \$319.00 each



The largest diesel locomotive ever made is available in this DCC sound-equipped model that includes our Sound Value *SoundTraxx*® diesel sound package with prototypical prime movers (dual-motor sound), 3 air horns, dynamic brakes, and bell—all in polyphonic 16-bit sound. Dual motors per the prototype, operating “gumball” light, lighted number boards, and *E-Z Mate*® Mark II couplers.



UNION PACIFIC® #6929
Item No. 65102

UNION PACIFIC® #6900
(not shown)
Item No. 65101

UNION PACIFIC® #6940
(not shown)
Item No. 65103

ALCO RS-3 (DCC SOUND VALUE-EQUIPPED)

Performs best on 18" radius curves or greater.

Suggested price: \$249.00 each



This DCC sound-equipped model includes our Sound Value *SoundTraxx*® diesel sound package with prototypical prime mover, 3 air horns, and bell—all in 16-bit polyphonic sound. Die-cast chassis, all-wheel drive, precision cam motor, dual precision-balanced flywheels, super-quiet helical cut gears, metal cut levers, finescale handrails, blackened metal wheels, prototype-specific directional headlights, RP25 wheel contours, and *E-Z Mate*® Mark II couplers.



CP RAIL #8438
(Multimark)
Item No. 63902



SEABOARD® #1633
Item No. 63907



SANTA FE #2099
Item No. 63908



INTERSTATE #31
Item No. 63909

EMD DD40AX CENTENNIAL (DCC EQUIPPED)

Performs best on 22" radius curves or greater.

Suggested price: \$219.00 each

DCC ON BOARD® locomotives feature dual-mode digital command control decoders enabling operation with a standard DC analog power pack or any NMRA-compliant Digital Command Control system. Speed, direction, and lighting control. This EMD DD40AX also features dual motors per the prototype.

DCC
ON BOARD



UNION PACIFIC® #6900
(not shown)
Item No. 62105

UNION PACIFIC® #6910
Item No. 62106

ALCO RS-3 DIESEL LOCOMOTIVE (DCC EQUIPPED)

Performs best on 18" radius curves or greater.

Suggested price: \$149.00

DCC
ON BOARD

Introduced in 1950, this all-purpose 1600-HSP locomotive had the stamina and strength for freight and passenger service yet was agile enough for yard work. With its rugged, dependable design, it's no wonder that many of these versatile RS-3 locomotives are still hauling freight and working on short lines and tourist lines.

Features include:

- DCC-equipped for speed, direction, and lighting
- dual-mode NMRA-compliant decoder with 8-pin plug
- all-wheel drive
- precision can motor
- dual, precision-balanced flywheels
- super-quiet, helical cut gears
- die-cast chassis
- metal cut levers
- finescale handrails
- blackened metal wheels
- prototype-specific directional headlights
- RP25 wheel contours
- *E-Z Mate*® Mark II couplers



SOUTHERN #2735
Item No. 64208

**EMD GP40 DIESEL LOCOMOTIVE with ALL-WHEEL DRIVE
(DCC SOUND VALUE-EQUIPPED)**

Performs best on 18" radius curves or greater.

Suggested price: \$245.00 each



This DCC sound-equipped EMD GP40 Diesel includes our Sound Value *SoundTraxx*® diesel sound package with prototypical prime mover, 3 air horns, and bell—all in polyphonic 16-bit sound. All-wheel drive and *E-Z Mate*® Mark II couplers.



UNION PACIFIC® #906
Item No. 66301



SANTA FE #2964
Item No. 66302



ALASKA #3002
Item No. 66303



SOO LINE #4603
Item No. 66304



NORFOLK SOUTHERN #3057
Item No. 66305

EMD GP50 with ALL-WHEEL DRIVE

Performs best on 18" radius curves or greater.

Suggested price: \$89.00 each



SOUTHERN #9014
Item No. 61205



NORFOLK & WESTERN #6518
Item No. 61206



EMD GP40 with ALL-WHEEL DRIVE (DCC EQUIPPED)

Performs best on 18" radius curves or greater.

Suggested price: \$139.00 each

DCC ON BOARD® locomotives feature dual-mode digital command control decoders enabling operation with a standard DC analog power pack or any NMRA-compliant Digital Command Control system. Speed, direction, and lighting control.



SANTA FE #3508
Item No. 60304



CANADIAN NATIONAL #4008
Item No. 60307



MILWAUKEE ROAD #2001
Item No. 60308



SEABOARD® #626
Item No. 60311



EMD GP40 with ALL-WHEEL DRIVE (DCC READY)

Performs best on 18" radius curves or greater.

Suggested price: \$95.00 each

DCC ready with a factory-installed 8-pin socket for DCC decoder installation of your choice.



BURLINGTON NORTHERN #3519
Item No. 63503



CONRAIL #3078
Item No. 63516



CHESSIE® #4150
Item No. 63525



SANTA FE #2964
(new roadnumber)
Item No. 63526



MISSOURI-KANSAS-TEXAS #234
(The Katy; new roadnumber)
Item No. 63527




UNION PACIFIC® #657
Item No. 63528



NEW YORK CENTRAL® #3084
Item No. 63529



CSX® #4409
(Dark Future; new roadnumber)
Item No. 63530



BNSF #3012
(illustration shown)
Item No. 63532

**SD40-2 DIESEL LOCOMOTIVE
(DCC SOUND VALUE-EQUIPPED)**

Performs best on 18" radius curves or greater.

Suggested price: \$209.00 each



The dependable, versatile 3,000-HSP SD40-2 was one of EMD's best-selling engines. This DCC sound-equipped version includes our Sound Value *SoundTraxx*® diesel sound package with prototypical prime mover, 3 air horns, and bell—all in polyphonic 16-bit sound.



CP RAIL #5612 - DUAL FLAGS
Item No. 67201



CSX #8013 - DARK FUTURE (HTM)
Item No. 67202



KANSAS CITY SOUTHERN #651
Item No. 67203



NORFOLK SOUTHERN #3430
(Thoroughbred)
Item No. 67204



UNION PACIFIC® #3450
Item No. 67205

EMD SD40-2 with ALL-WHEEL DRIVE (DCC EQUIPPED)

Performs best on 18" radius curves or greater.

Suggested price: \$139.00 each


DCC ON BOARD® locomotives feature dual-mode digital command control decoders enabling operation with a standard DC analog power pack or any NMRA-compliant Digital Command Control system. Speed, direction, and lighting control.



SANTA FE #5020
Item No. 60913



NEW YORK, SUSQUEHANNA & WESTERN #3018
Item No. 60914



BNSF #1734 - HERITAGE III
(illustration shown)
Item No. 60916



CSX® #8905 HTM - BLACK
(illustration shown)
Item No. 60917



FLORIDA EAST COAST #714
(illustration shown)
Item No. 60918

DIESEL LOCOMOTIVES

HO

SCALE

EMD SD40-2 with ALL-WHEEL DRIVE (DCC READY)

Performs best on 18" radius curves or greater.

Suggested price: \$109.00 each

DCC ready with a factory-installed 8-pin socket for DCC decoder installation of your choice.



CANADIAN PACIFIC RAILWAY #6601
(modern)
Item No. 67021



CANADIAN NATIONAL #6023
Item No. 67022



CSX® #8840
(Dark Future)
Item No. 67024



KANSAS CITY SOUTHERN #691
Item No. 67025



UNION PACIFIC® #3643
(new roadnumber)
Item No. 67026



NORFOLK SOUTHERN #6160
(Thoroughbred)
Item No. 67027

EMD GP38-2 (DCC SOUND VALUE-EQUIPPED)

Performs best on 18" radius curves or greater.

Suggested price: \$239.00 each

This DCC sound-equipped GP38-2 Diesel includes our Sound Value *SoundTraxx*® diesel sound package with prototypical prime mover, 3 air horns, and bell—all in polyphonic 16-bit sound.



SANTA FE #3529
Item No. 66801



NORFOLK SOUTHERN #5555
(Thoroughbred)
Item No. 66802



CSX® #2640
Item No. 66803



ALASKA #2007
Item No. 66804



CANADIAN PACIFIC #3039
Item No. 66805



Have a question? You can "Ask the Bach Man" on our message board at www.bachmantrain.com!

EMD GP38-2 with ALL-WHEEL DRIVE (DCC EQUIPPED)

Performs best on 18" radius curves or greater.

Suggested price: \$135.00 each

DCC ON BOARD® locomotives feature dual-mode digital command control decoders enabling operation with a standard DC analog power pack or any NMRA-compliant Digital Command Control system. Speed, direction, and lighting control.



NORFOLK SOUTHERN #5612
(Thoroughbred)
Item No. 61117



BNSF #2344
Item No. 61118



CSX® #2511
(Dark Future)
Item No. 61119



BELT LINE #5260
Item No. 61120

EMD GP38-2 with ALL-WHEEL DRIVE
Performs best on 18" radius curves or greater.

Suggested price: \$105.00 each

DCC ready with a factory-installed 8-pin socket for DCC decoder installation of your choice.



NEW ENGLAND CENTRAL #3848
Item No. 61711



WISCONSIN CENTRAL #2001
Item No. 61712



CSX® #2784
(Dark Future)
Item No. 61714



NORFOLK SOUTHERN #5616
(Thoroughbred)
Item No. 61716



CANADIAN NATIONAL #4720
Item No. 61717



RAIL AMERICA #3821
Item No. 61718

EMD GP9 (DCC EQUIPPED)

Performs best on 18" radius curves or greater.

Suggested price: \$139.00 each

Built by the Electro-Motive Division of General Motors between 1954 and 1963, this entry in the "Geep" series was one of the best-selling diesels ever produced. It was distinguished by a powerful 16-cylinder 1,750-HSP 567 engine and available with optional dynamic brakes and winterization hatch.

Features include:

- DCC-equipped for speed, direction, and lighting
- dual-mode NMRA-compliant decoder
- all-wheel drive
- precision can motor
- dual, precision-balanced flywheels
- super-quiet drive train
- die-cast chassis
- metal cut levers
- finescale handrails
- blackened metal wheels
- directional lighting
- RP25 wheel contours
- E-Z Mate® Mark II couplers



UNION PACIFIC® #150
(with dynamic brakes)
Item No. 62807



PENNSYLVANIA #7085
(with dynamic brakes)
Item No. 62808



SANTA FE #2937
(zebra stripe; with dynamic brakes)
Item No. 62809



CANADIAN NATIONAL #1720
(with dynamic brakes)
Item No. 62813

EMD GP7 (DCC SOUND VALUE-EQUIPPED)

Performs best on 18" radius curves or greater.

Suggested price: \$225.00 each



This DCC sound-equipped GP7 includes our Sound Value *SoundTraxx*® diesel sound package with prototypical prime mover, 3 air horns, and bell—all in 16-bit polyphonic sound.



ROCK ISLAND #1207
(without dynamic brakes)
Item No. 65606



READING #623
(with dynamic brakes)
Item No. 65607



PRR #8501
(without dynamic brakes)
Item No. 65608



JERSEY CENTRAL #1523
(without dynamic brakes)
Item No. 65609

EMD GP7 (DCC EQUIPPED)

Performs best on 18" radius curves or greater.

Suggested price: \$139.00 each



DCC ON BOARD® locomotives feature dual-mode digital command control decoders enabling operation with a standard DC analog power pack or any NMR-compliant Digital Command Control system. Speed, direction, and lighting control.



RIO GRANDE™ #5102
(with dynamic brakes)
Item No. 62412



COTTON BELT #304
(Black Widow; without dynamic brakes)
Item No. 62417

EMD F7-A DIESEL LOCOMOTIVE (DCC-READY)

Performs best on 18" radius curves or greater.

Suggested price: \$99.00 each (unless otherwise noted)

Die-cast chassis, operating single or dual directional headlight per prototype, teardrop windows, separate windshield wipers, crew figures, and *E-Z Mate*® Mark II couplers. DCC ready with a factory-installed 8-pin socket for DCC decoder installation of your choice.




**DENVER & RIO
GRANDE WESTERN™**
Item No. 63707



BALTIMORE & OHIO®
Item No. 63709



ALASKA
Item No. 63710



RINGLING BROS. and BARNUM & BAILEY™
Item No. 63711
(See Ringling Bros. and Barnum & Bailey™
separate sale section for pricing information.)

**EMD F7-B DIESEL LOCOMOTIVE
(DCC SOUND VALUE-EQUIPPED)**

Performs best on 18" radius curves or greater.

Suggested price: \$199.00 each

This DCC sound-equipped model includes our Sound Value *SoundTraxx*® diesel sound package with prototypical 567 prime mover in 16-bit polyphonic sound. Die-cast chassis and *E-Z Mate*® Mark II couplers.



NEW YORK CENTRAL®
(lightning stripe)
Item No. 64402



NORFOLK SOUTHERN #4276
Item No. 64403



PENNSYLVANIA
(single stripe)
Item No. 64405

ALCO FA2 DIESEL (DCC SOUND VALUE-EQUIPPED)

Performs best on 18" radius curves or greater.

Suggested price: \$229.00 each



The FA2 had several upgrades over the FA1 including an improved 1600-horsepower Model 244 engine. This DCC sound-equipped FA2 includes our Sound Value *SoundTraxx*® diesel sound package with prototypical prime mover, 3 air horns, and bell—all in 16-bit polyphonic sound.

Features include:

- DCC sound-equipped
- operating headlight

- die-cast chassis
- dual flywheels
- metal handrails

- detailed fan
- *E-Z Mate*® Mark II couplers



NEW YORK CENTRAL®
Item No. 64702



ERIE LACKAWANNA
Item No. 64703



LOUISVILLE & NASHVILLE
Item No. 64704



BALTIMORE & OHIO®
Item No. 64705



PENNSYLVANIA
(single stripe Keystone)
Item No. 64706

ALCO FB2 DIESEL (DCC SOUND VALUE-EQUIPPED)

Performs best on 18" radius curves or greater.

Suggested price: \$229.00 each



This DCC sound-equipped FB2 includes our Sound Value *SoundTraxx*® diesel sound package with prototypical prime mover in 16-bit polyphonic sound.

Features include:

- DCC sound-equipped
- die-cast chassis
- dual flywheels
- metal handrails
- detailed fan
- *E-Z Mate*® Mark II couplers



CANADIAN NATIONAL
Item No. 64901



NEW YORK CENTRAL®
Item No. 64902



ERIE LACKAWANNA
Item No. 64903



LOUISVILLE & NASHVILLE
Item No. 64904



BALTIMORE & OHIO®
Item No. 64905



PENNSYLVANIA
(single stripe Keystone)
Item No. 64906

ALCO FB2 DIESEL (DCC-READY)

Performs best on 18" radius curves or greater.

Suggested price: \$135.00 each

This DCC-ready model has a factory-installed 8-pin socket for DCC decoder installation of your choice.



CANADIAN NATIONAL
Item No. 64801



NEW YORK CENTRAL®
Item No. 64802



ERIE LACKAWANNA
Item No. 64803



LOUISVILLE & NASHVILLE
Item No. 64804



BALTIMORE & OHIO®
Item No. 64805



PENNSYLVANIA
(single stripe Keystone)
Item No. 64806

ALCO S4 DIESEL

(DCC SOUND VALUE-EQUIPPED)

Performs best on 18" radius curves or greater.

Suggested price: \$239.00 each



Alco's 1,000-horsepower S4 switcher was the fourth entry in the company's highly successful "S" series of diesels. This DCC sound-equipped S4 diesel includes our Sound Value *SoundTraxx*® diesel sound package with prototypical prime mover, 3 air horns, and bell—all in 16-bit polyphonic sound.

Features include:

- DCC sound value-equipped
- operating dual directional headlights
- die-cast chassis
- die-cast fuel tanks and underframe
- *E-Z Mate*® Mark II couplers



MILWAUKEE ROAD #816
Item No. 63211



ERIE LACKAWANNA #528
Item No. 63212



CHESAPEAKE & OHIO® #5109
Item No. 63214



C&NW #1078
Item No. 63215



PENNSYLVANIA #8487
Item No. 63216



NEW YORK CENTRAL® SYSTEM P&LE #9762
Item No. 63217

ALCO S4 DIESEL (DCC-READY)

Performs best on 18" radius curves or greater.

Suggested price: \$129.00 each

Alco's 1,000-horsepower S4 switcher was the fourth entry in the company's highly successful "S" series of diesels. Our DCC-ready model has a factory-installed 8-pin socket for DCC decoder installation of your choice.

Features include:

- operating dual directional headlights
- die-cast chassis
- die-cast fuel tanks and underframe
- *E-Z Mate*® Mark II couplers



GRAND TRUNK #8087
Item No. 63107



NORFOLK and WESTERN #2046
Item No. 63108



NORTHERN PACIFIC #713
Item No. 63109



NEW YORK CENTRAL® #8598
(cigar band)
Item No. 63110



VERMONT RAILWAY #6
Item No. 63111



PENNSYLVANIA #8490
Item No. 63112

GE 70-TON DIESEL (DCC EQUIPPED)

Performs best on 18" radius curves or greater.

Suggested price: \$119.00 each



DCC ON BOARD® locomotives feature dual-mode digital command control decoders enabling operation with a standard DC analog power pack or any NMRA-compliant Digital Command Control system. Speed, direction, and lighting control.



LOUISVILLE & NASHVILLE® #99
Item No. 60604



PAINTED, UNLETTERED - YELLOW & BLACK
Item No. 60607



SOUTHERN PACIFIC™ #5114
(black & orange)
Item No. 60613



GE 44-TON SWITCHER (DCC EQUIPPED)

Performs best on 15" radius curves or greater.

Suggested price: \$129.00 each



DCC ON BOARD® locomotives feature dual-mode digital command control decoders enabling operation with a standard DC analog power pack or any NMRA-compliant Digital Command Control system. Speed, direction, and lighting control.



SANTA FE #465
(zebra stripe)
Item No. 62211



PENNSYLVANIA #9388
Item No. 62212

MAINTENANCE OF WAY

HI RAIL EQUIPMENT TRUCK with CRANE (DCC EQUIPPED)

Performs best on 15" radius curves or greater.

Suggested price: \$129.00 each


DCC-equipped for speed, direction and lighting control, our *Hi Rail Equipment Truck* also features a manually operated crane that moves up and down and swivels 360 degrees.



**PAINTED, UNLETTERED
WHITE**
Item No. 16901



NORFOLK SOUTHERN
Item No. 16902



CONRAIL
Item No. 16903



UNION PACIFIC®
Item No. 16904

HIGH RAILER - MAINTENANCE OF WAY VEHICLES

Performs best on 15" radius curves or greater.

Suggested price: \$79.00 each



RAIL DETECTOR STEP VAN with HIGH RAILERS
Item No. 46204



BUS with HIGH RAILERS - WHITE
Item No. 46215

PCC STREETCAR with SPARKING TROLLEY POLE
(DCC SOUND VALUE-EQUIPPED)

Performs best on 15" radius curves or greater.



Suggested price: \$225.00 each

New and existing tooling. Our PCC Streetcar features realistic simulated sparking at the end of its trolley pole. This DCC-sound-equipped model includes a Sound Value *SoundTraxx*® package with bell, stop request, opening/closing doors, trolley pole adjustment, electrical arcing sounds synchronized to spark effects, and generator — all in 16-bit polyphonic sound. Updated to sit lower over the wheels as per the prototype, this model also includes enhanced details on the wheels and truck brakes.

Features include:

- DCC sound-equipped
- simulated sparking trolley pole
- operating headlight
- illuminated interior
- die-cast power truck
- passenger silhouettes



SAN DIEGO
 Item No. 60501



PACIFIC ELECTRIC
 Item No. 60502



PHILADELPHIA TRANSIT COMPANY®
(Officially licensed by SEPTA)
 Item No. 60503



CHICAGO
 Item No. 60504



ALLEGHENY TRANSIT-PITTSBURGH
 Item No. 60505

PCC STREETCAR with OPERATING HEADLIGHT and DIE-CAST POWER TRUCK
Performs best on 15" radius curves or greater.

Suggested price: \$75.00 each



PHILADELPHIA - SEPTA®
(Officially licensed by SEPTA; red, white & blue)
Item No. 62937



PHILADELPHIA TRANSIT COMPANY®
(Officially licensed by SEPTA)
Item No. 62945

"GANDY DANCER" OPERATING HAND CAR
Performs best on 15" radius curves or greater.

Suggested price: \$69.00 each



ASSORTED COLORS
Item No. 46223



CHRISTMAS
Item No. 46224

Bachmann's 85' Coach and Observation Cars feature lighted interiors so your HO scale passengers can ride in style, day or night. Available in your choice of four roadnames plus painted, unlettered aluminum versions, all cars have *E-Z Mate*® Mark II couplers and metal wheels.

85' SMOOTH-SIDE COACH with LIGHTED INTERIOR

Suggested price: \$79.00 each

New and existing tooling.



PRR
Item No. 14201



B&O®
Item No. 14203



UNION PACIFIC®
Item No. 14204



SOUTHERN PACIFIC DAYLIGHT
Item No. 14207



PAINTED, UNLETTERED ALUMINUM
Item No. 14208



80' PULLMAN CAR with LED LIGHTING

Performs best on 22" radius curves or greater.

Suggested price: \$109.00 each

- die-cast trucks



PENNSYLVANIA RAILROAD
(Edisonville)
Item No. 13902



SANTA FE
(Moose Lake)
Item No. 13901



BALTIMORE & OHIO®
(Loch Lomond)
Item No. 13903

85' SMOOTH-SIDE OBSERVATION CAR with LIGHTED INTERIOR

Suggested price: \$79.00 each

New and existing tooling.



PRR
Item No. 14301



B&O®
Item No. 14303



UNION PACIFIC®
Item No. 14304



SOUTHERN PACIFIC DAYLIGHT
Item No. 14307



PAINTED, UNLETTERED ALUMINUM
Item No. 14308



80' PULLMAN CAR with LED LIGHTING (continued)



NEW YORK CENTRAL®
(Mohawk)
Item No. 13904



UNION PACIFIC®
(Lake Waccamaw)
Item No. 13905

72' HEAVYWEIGHT COMBINE with LIGHTED INTERIOR

Suggested price: \$109.00 each

Constant amber DC/DCC LED lighting and updated coupler pockets.



BALTIMORE & OHIO® #1443 with 4-WINDOW DOOR
(blue, gray & black)
Item No. 13602



SANTA FE #1524 with 2-WINDOW DOOR
(Pullman green)
Item No. 13603



NEW YORK CENTRAL® #304 with 4-WINDOW DOOR
(green & yellow)
Item No. 13604



UNION PACIFIC® #2512 with 4-WINDOW DOOR
(yellow, gray & red)
Item No. 13605



SOUTHERN #654 with 2-WINDOW DOOR
Item No. 13606



PRR #5159 - POSTWAR with ROUND-WINDOW DOOR
(Tuscan red & yellow)
Item No. 13607



PAINTED, UNLETTERED - PULLMAN GREEN
Item No. 13608

72' HEAVYWEIGHT OBSERVATION CAR with LIGHTED INTERIOR

Suggested price: \$109.00 each

Constant amber DC/DCC LED lighting and updated coupler pockets.



SANTA FE #407
Item No. 13801



PENNSYLVANIA RAILROAD #130
Item No. 13802

72' HEAVYWEIGHT COACH with LIGHTED INTERIOR

Suggested price: \$109.00 each

Constant amber DC/DCC LED lighting and updated coupler pockets.



SANTA FE #829
(Pullman green)
Item No. 13703



UNION PACIFIC® #1115
(yellow, gray & red)
Item No. 13705



SOUTHERN #1050
Item No. 13706



PRR #4536 - POSTWAR
(Tuscan red & yellow)
Item No. 13707



PAINTED, UNLETTERED - PULLMAN GREEN
Item No. 13708

72' HEAVYWEIGHT OBSERVATION CAR with LIGHTED INTERIOR (continued)



BALTIMORE & OHIO® #901
Item No. 13803



NEW YORK CENTRAL® #9
Item No. 13804



UNION PACIFIC® #1503
Item No. 13805

85' BUDD AMTRAK® PASSENGER CARS with LIGHTED INTERIOR

Performs best on 22" radius curves or greater.

Suggested price: \$89.00 each



AMFLEET® I CAFÉ CAR - NORTHEAST
REGIONAL™ PHASE VI
Item No. 13118



AMFLEET® I COACH - BUSINESSCLASS
PHASE VI
Item No. 13119



AMFLEET® I COACH - COACHCLASS
PHASE VI
Item No. 13120

85' FULL-DOME PASSENGER CAR with LIGHTED INTERIOR

Performs best on 22" radius curves or greater.

Suggested price: \$59.00 each



SANTA FE
Item No. 13002



AMTRAK® PHASE I
Item No. 13005



GREAT NORTHERN
Item No. 13011



AMTRAK® PHASE II
Item No. 13032

89' COLORADO RAILCAR FULL-DOME PASSENGER CAR with LIGHTED INTERIOR

Performs best on 22" radius curves or greater.

Suggested price: \$79.00 each



89' MCKINLEY EXPLORER "CHENA" #1052

(A Car)
Item No. 13341



89' MCKINLEY EXPLORER "CHULITNA" #1056

(A Car)
Item No. 13347



89' PRINCESS® "SANFORD" #7086

(A Car)
Item No. 13345



89' PRINCESS® "HUNTER" #7087

(A Car)
Item No. 13346



89' PRINCESS® "BLACKBURN" #7088

(A Car)
Item No. 13348

JACKSON SHARP OPEN-SIDED EXCURSION CAR with SEATS

Suggested price: \$57.00 each




AMUSEMENT PARK - CREAM and OLIVE GREEN

Item No. 19344



AMUSEMENT PARK - CREAM, RED and AQUA

Item No. 19345



PAINTED, UNLETTERED - RED & BROWN

Item No. 19349

1860-1880 PASSENGER CARS

Suggested price: \$33.00 each



COMBINE - PAINTED, UNLETTERED - RED
Item No. 13502



COACH - PAINTED, UNLETTERED - RED
Item No. 13402



COMBINE - PAINTED, UNLETTERED - YELLOW
Item No. 13503



COACH - PAINTED, UNLETTERED - YELLOW
Item No. 13403




COMBINE - DURANGO & SILVERTON #213 - YELLOW
"Home Ranch"
Item No. 13504



COACH - DURANGO & SILVERTON #257 - YELLOW
"Shenandoah"
Item No. 13408



COMBINE - PAINTED, UNLETTERED - GREEN
Item No. 13505



COACH - PAINTED, UNLETTERED - GREEN
Item No. 13405



COACH - WESTERN & ATLANTIC RAILROAD
Item No. 13406

1860-1880 PASSENGER CARS (continued)



COMBINE - DURANGO & SILVERTON #150 - RED
"Elk Park"
Item No. 13507




COACH - DURANGO & SILVERTON #270 - RED
"Yankee Girl"
Item No. 13409

OPEN-SIDED EXCURSION CAR with SEATS

Suggested price: \$45.00 each



DURANGO & SILVERTON
Item No. 17432



CUMBRES & TOLTEC #9619
(illustration shown)
Item No. 17433



ROYAL GORGE
Item No. 17435



CASS SCENIC RAILROAD
Item No. 17445



PAINTED, UNLETTERED - SILVER & BLACK
Item No. 17447



PAINTED, UNLETTERED - YELLOW & SILVER
Item No. 17448

OLD-TIME BAGGAGE CAR with ROUNDED-END CLERESTORY ROOF

Suggested price: \$34.00 each

New and existing tooling.



PRR
Item No. 15302



WESTERN & ATLANTIC RAILROAD
Item No. 15301



NORTHERN CENTRAL RR
Item No. 15303

OLD-TIME COMBINE CAR with ROUNDED-END CLERESTORY ROOF

Suggested price: \$34.00 each

New and existing tooling.



PRR
Item No. 15202



WESTERN & ATLANTIC RAILROAD
Item No. 15201



NORTHERN CENTRAL RR
Item No. 15203


OLD-TIME COACH with ROUNDED-END CLERESTORY ROOF

Suggested price: \$34.00 each

New and existing tooling.



PRR
Item No. 15102



WESTERN & ATLANTIC RAILROAD
Item No. 15101



NORTHERN CENTRAL RR
Item No. 15103

CANADIAN 4-BAY CYLINDRICAL GRAIN HOPPER

Suggested price: \$31.00 each



SANTA FE
Item No. 19102



GREAT NORTHERN
Item No. 19111



CANADIAN NATIONAL
Item No. 19113



CP RAIL
Item No. 19129



CANADA GRAIN
Item No. 19131



CN ENVIRONMENTAL MODE
Item No. 19132



CANADIAN NATIONAL - DEMONSTRATOR
Item No. 19133



GOVERNMENT OF CANADA - RED
Item No. 19134



GOVERNMENT OF CANADA - YELLOW
Item No. 19136



ALBERTA/EDMONTON
Item No. 19138



HERITAGE FUND
Item No. 19139



SASKATCHEWAN - WHEAT HERALD
Item No. 19140




POTACAN
Item No. 19141



CANADIAN PACIFIC
Item No. 19142



POTASH CORPORATION
Item No. 19143



CN - NORTH AMERICAN LOGO
(illustration shown)
Item No. 19145



56' ACF CENTER-FLOW HOPPER

Suggested price: \$30.00 each



CSX® #256439
Item No. 17501



SANTA FE
Item No. 17502



BNSF
Item No. 17505



NEW YORK CENTRAL® - JADE GREEN
Item No. 17520



NEW YORK CENTRAL® - GRAY
Item No. 17523



CP RAIL
Item No. 17529



CARGILL SALT
Item No. 17531



SHELL
Item No. 17534

PS-2 TWO-BAY COVERED HOPPER

Suggested price: \$49.00 each

All new tooling. Highly detailed see-through roofwalk, separately applied air lines, detailed underbody, blackened metal wheels, and body-mounted E-Z Mate® couplers.



SANTA FE
Item No. 73501



B&O®
Item No. 73503



PENN CENTRAL
Item No. 73505



BURLINGTON NORTHERN
Item No. 73502



NYC®
Item No. 73504



The *Silver Series*® rolling stock on these pages feature:

- blackened metal wheels
- body-mounted couplers
- non-magnetic axles

BETHLEHEM STEEL 100-TON THREE-BAY HOPPER

Suggested price: \$34.00 each



UNION PACIFIC® #36255
Item No. 18702



CONRAIL
Item No. 18708



PENNSYLVANIA #180658 - YELLOW BALL
Item No. 18714



DETROIT, TOLEDO & IRONTON
Item No. 18730




WESTERN MARYLAND® #63834
Item No. 18737



NORFOLK SOUTHERN #145275
(new roadnumber)
Item No. 18740



WHEELING & LAKE ERIE #606
(new roadnumber)
Item No. 18743



CHESSIE SYSTEM (C&O)® #142315
(illustration shown)
Item No. 18744

55-TON 2-BAY USRA OUTSIDE BRACED HOPPER with REMOVABLE COAL LOAD

Suggested price: \$34.00 each



PENNSYLVANIA #158637
Item No. 19507



ERIE #159100
Item No. 19508



BALTIMORE & OHIO® #723046
(Capitol Dome)
Item No. 19509



NEW YORK CENTRAL® - BIG FOUR
Item No. 19510



NICKEL PLATE ROAD
Item No. 19511

40' QUAD HOPPER

Suggested price: \$27.00 each



PENNSYLVANIA #249907 - BLACK
Item No. 17603



CHESAPEAKE & OHIO® #71511
Item No. 17605



BALTIMORE & OHIO® #434811
(Capitol Dome)
Item No. 17606



NORFOLK & WESTERN #12986
Item No. 17607



ROCK ISLAND
Item No. 17608



CSX®
Item No. 17618



DELAWARE & HUDSON
Item No. 17627



NORFOLK & WESTERN #12988
Item No. 17642



BOSTON & MAINE
Item No. 17644

ORE CAR

Suggested price: \$27.00 each



UNION PACIFIC®
Item No. 18601



CP RAIL #375514
(Multimark)
Item No. 18602



NORFOLK & WESTERN #21998
Item No. 18603



DULUTH, MISSABE & IRON RANGE #71302
MINERAL RED
Item No. 18604



PENNSYLVANIA #14517
TUSCAN RED
Item No. 18605



PENNSYLVANIA - BLACK
Item No. 18614

50' OUTSIDE BRACED BOX CAR with FLASHING END OF TRAIN DEVICE

Suggested price: \$53.00 each

Bachmann's new Outside Braced Box Car comes equipped with a track-powered flashing red LED light (also known as a Flashing Rear End Device or FRED). Just attach this car to the end of your HO train for a modern finishing touch. Operates on both DC and DCC layouts. Available in five roadnames, the Box Car features an operating door, metal wheels, and *E-Z Mate*® Mark II couplers. Bachmann also offers a separate End of Train Device (Item No. 42907) that you can use to replace the rear truck/coupler on a variety of rolling stock. (See www.bachmanntrains.com for a list of compatible equipment.)



RAILBOX
Item No. 14901



**BURLINGTON
NORTHERN**
Item No. 14902



CANADIAN NATIONAL
Item No. 14903



CSX®
Item No. 14904



**GREENVILLE & NORTHERN
RAILWAY**
Item No. 14905

END OF TRAIN DEVICE with TRACK-POWERED FLASHING LED

Item No. 42907 • Suggested price: \$24.00

Replace one truck/coupler on your Bachmann freight car with this End of Train Device to finish the end of your freight train. Track powered; no wiring required. Operates on both DC and DCC layouts. This End of Train Device installs on the following HO Bachmann rolling stock with *E-Z Mate*® couplers and may also be compatible with some other popular brands: 50' Plug-Door Box Car, 56' ACF Center-Flow Hopper, 50' Steel Reefer, 52'6" Flat Car with 35' Piggyback Trailer, Evans All-Door Box Car, 27' Ore Car, Canadian 4-Bay Cylindrical Grain Hopper, and 50'6" ACF Outside Braced Sliding Door Box Car. (See www.bachmanntrains.com for a list of compatible equipment.)



ACF 50'6" OUTSIDE BRACED SLIDING DOOR BOX CAR

Suggested price: \$39.00 each

Operating sliding doors, 100-ton roller-bearing trucks, metal wheels, detailed underframe, optional tack boards included, and E-Z Mate® Mark II couplers.



McCLOUD RIVER
Item No. 19602



MIDDLETOWN & NEW JERSEY
Item No. 19603



RAIL BOX #44049
Item No. 19610



MAINE CENTRAL
Item No. 19611



NORFOLK SOUTHERN
Item No. 19612

50' SLIDING DOOR BOX CAR

Suggested price: \$35.00 each



CENTRAL OF GEORGIA
(with roof walk)
Item No. 19401



NEW YORK CENTRAL®
(with roof walk)
Item No. 19402



SANTA FE
(with roof walk)
Item No. 19406



ATLANTIC COAST LINE
(with roof walk)
Item No. 19407



UNION PACIFIC®
(without roof walk)
Item No. 19408



WESTERN MARYLAND®
(speed lettering; with roof walk)
Item No. 19409



PENNSYLVANIA
(with roof walk)
Item No. 19410



PRR - MERCHANDISE SERVICE
(with roof walk)
Item No. 19411




EVANS ALL-DOOR BOX CAR

Suggested price: \$28.00 each



SOUTHERN
Item No. 18104




TRIANGLE PACIFIC
Item No. 18138



SANTA FE #3785
Item No. 18140



CANADIAN FOREST #4541
Item No. 18141



SOUTHERN PACIFIC™ #51188
Item No. 18142

50' PLUG-DOOR BOX CAR


Suggested price: \$29.00 each



SANTA FE
Item No. 18002



UNION PACIFIC® #499637
Item No. 18005



BOY SCOUTS OF AMERICA®
ADVENTURE LANDSCAPE
(illustration shown)
Item No. 18013



PENNSYLVANIA
Item No. 18014



NEW YORK CENTRAL®
Item No. 18020



FRISCO
Item No. 18025



CP RAIL
Item No. 18027



NEW HAVEN
Item No. 18031



GULF, MOBILE & OHIO
Item No. 18032



WESTERN PACIFIC™
(Feather Car; illustration shown)
Item No. 18033



CANADIAN PACIFIC
(illustration shown)
Item No. 18034

TRACK CLEANING 40' BOX CAR

Suggested price: \$52.00 each

Our Track Cleaning Box Car includes a removable dry pad (dishwasher-safe). Replacement pads are available.

The Damage Control Car was used in engineer training for the proper handling of cargo. To simulate the prototype, our Damage Control Car has a clear body shell with a painted screen and printed cargo load.




UNION PACIFIC®
(Damage Control Car)
Item No. 16316



WESTERN PACIFIC™ - SILVER
(Feather Car)
Item No. 16317



MISSOURI PACIFIC
(illustration shown)
Item No. 16318



TIMKEN
(illustration shown)
Item No. 16319



**TRACK CLEANING
REPLACEMENT PADS**
(2 per pack)
Item No. 16949
Suggested price: \$22.00

40' STEAM ERA BOX CAR

Suggested price: \$29.00 each

These box cars from the 1930s-1950s feature steam era prototypical paint schemes.



SANTA FE
Item No. 15001



UNION PACIFIC®
Item No. 15002



BURLINGTON
Item No. 15003



NICKEL PLATE ROAD
Item No. 15004



DELAWARE & HUDSON
Item No. 15005



CHESAPEAKE & OHIO®
Item No. 15006

40' BOX CAR

Suggested price: \$29.00 each



**NEW YORK,
SUSQUEHANNA & WESTERN**
(Suzy Q)
Item No. 17001



GREAT NORTHERN #39392
Item No. 17003



SOUTHERN
(Look Ahead Look South)
Item No. 17004



SEABOARD® #24963
(Through the Heart of Dixie)
Item No. 17005



CHESAPEAKE & OHIO®
Item No. 17006



CLAUS CANDY CANE CO.
Item No. 17007



PRR - MERCHANDISE SERVICE
Item No. 17014



BUFFALO CREEK
Item No. 17018



MISSOURI PACIFIC "HERBIE"
Item No. 17022



CHICAGO & ILLINOIS MIDLAND
Item No. 17025



NEW HAVEN - MCGINNIS
Item No. 17027



NEW HAVEN - RED
Item No. 17031



TOLEDO, PEORIA & WESTERN
Item No. 17032



BANGOR & AROOSTOOK
Item No. 17038



BOSTON & MAINE
Item No. 17048

40' SANTA FE MAP BOX CAR

Suggested price: \$29.00 each



In 1940, the Santa Fe Railway began painting freight cars as rolling advertisements. Refrigerator cars, box cars, and auto cars were decorated with a system map on one side and train name slogans on the other. Bachmann is pleased to present this 40' Box in five map paint schemes. It features an operating sliding door, prototypical graphics, metal wheels and *E-Z Mate*® Mark II couplers.



(reverse side of all cars)



SUPER CHIEF
Item No. 16501



SCOUT
Item No. 16502



GRAND CANYON
Item No. 16503



EL CAPITAN
Item No. 16504



CHIEF
Item No. 16505



OLD-TIME BOX CAR

Suggested price: \$29.00 each

This early steam era box car looks great with our 4-4-0 American steam locomotives.



CANADIAN PACIFIC
Item No. 72303



PENNSYLVANIA LINES
Item No. 72304



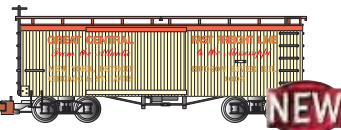
BOSTON & ALBANY
Item No. 72305



C&NW
Item No. 72306



UNION PACIFIC® - FRUIT CAR
(illustration shown)
Item No. 72307



NEW YORK CENTRAL & HUDSON RIVER
(illustration shown)
Item No. 72308



B&O®
(illustration shown)
Item No. 72309

50' STEEL REEFER

Suggested price: \$29.00 each



UNION PACIFIC®
Item No. 17901



RAILWAY EXPRESS
Item No. 17904



CHICAGO & NORTHWESTERN
Item No. 17905



CANADIAN PACIFIC
Item No. 17906



SANTA FE #56252
(new roadnumber)
Item No. 17907



BANGOR & AROOSTOOK
Item No. 17908



ERIE LACKAWANNA
Item No. 17928



TROPICANA - ORANGE
Item No. 17946



TROPICANA - WHITE & GREEN
Item No. 17947

40' WOOD-SIDE REEFER

Suggested price: \$36.00 each



MERCHANT'S DESPATCH
Item No. 19801



UNION/SOO LINE
Item No. 19802



AMERICAN REFRIGERATOR
TRANSIT COMPANY
Item No. 19803



PURE CARBONIC COMPANY
Item No. 19805



GRAND UNION
Item No. 19806



ROBERTS "Meats of Distinction"
Item No. 19807



SONOMA COUNTY WINES
Item No. 19808

40' ANIMATED STOCK CAR

Suggested price: \$36.00 each

Enjoy the fun action as four horse or cow heads (or reindeer heads in Christmas model) peek through windows on both sides as car moves around the track. The car also features sliding doors, metal wheels, and *E-Z Mat*® Mark II couplers.



UNION PACIFIC® with HORSES
Item No. 19701



SOUTHERN with HORSES
Item No. 19702



CHICAGO AND NORTHWESTERN® with HORSES
Item No. 19703



CHRISTMAS with REINDEER
Item No. 19704



SANTA FE with CATTLE
Item No. 19705



D&RGW™ with CATTLE
Item No. 19706



BALTIMORE & OHIO® with CATTLE
Item No. 19707

40' STOCK CAR

Suggested price: \$29.00 each



SANTA FE
Item No. 18502



SOUTHERN PACIFIC™ #70325
Item No. 18503



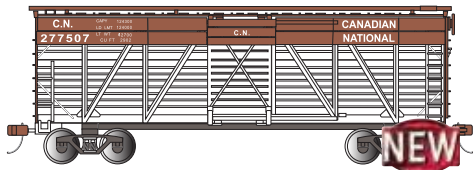
BALTIMORE & OHIO® #46110
Item No. 18504



CB&Q
Item No. 18505




UNION PACIFIC® #47750
(new roadnumber)
Item No. 18513



CANADIAN NATIONAL
(illustration shown)
Item No. 18514



NEW YORK CENTRAL®
Item No. 18520



CP RAIL
Item No. 18527

40' THREE-DOME TANK CAR

Suggested price: \$29.00 each



SHELL #1253
Item No. 17101



BRITISH AMERICAN OIL #BAOX 3769
Item No. 17102



ALLEGHENY REFINING
Item No. 17103



PENNSYLVANIA #498655
Item No. 17104



PROTEX INDUSTRIES
Item No. 17105



CARBIDE and CARBON CHEMICALS #303
(new roadnumber)
Item No. 17106



QUAKER STATE
Item No. 17137



TRANSCONTINENTAL OIL CO.
Item No. 17142



COOK PAINT & VARNISH CO.
Item No. 17145

TRACK CLEANING TANK CAR

Suggested price: \$52.00 each

Includes a removable dry pad (dishwasher-safe) as shown. Replacement pads are available.



MAINTENANCE OF WAY
Item No. 16301



UTLX
Item No. 16302



UNLETTERED - OXIDE RED
Item No. 16303

OLD-TIME TANK CAR

Suggested price: \$38.00 each

New & existing tooling. This early steam era tanker looks great with our 4-4-0 American steam locomotives.



B&O®
Item No. 72101



NYC LINES
Item No. 72102



PHILADELPHIA & READING
Item No. 72103



VIRGINIA & TRUCKEE
Item No. 72104



US MILITARY RAILROAD
Item No. 72105

TRACK CLEANING TANK CAR (continued)



UNLETTERED - SILVER
Item No. 16304



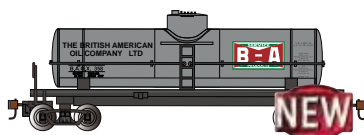
UNION PACIFIC® POTABLE WATER
Item No. 16305



**TRACK CLEANING
REPLACEMENT PADS**
(2 per pack)
Item No. 16949
Suggested price: \$22.00

40' SINGLE-DOME TANK CAR

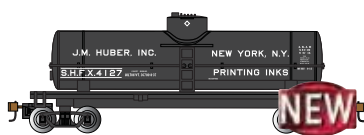
Suggested price: \$29.00 each



BRITISH AMERICAN OIL
(illustration shown)
Item No. 17812



AMERICAN MAIZE PRODUCTS CO.
(illustration shown)
Item No. 17813



J.M. HUBER
(illustration shown)
Item No. 17814



U.S. ARMY
Item No. 17815



TEXACO
Item No. 17828



GRAMPS
Item No. 17832



SHELL
Item No. 17834



CLARK
Item No. 17836



QUAKER STATE
Item No. 17837



TIDWATER
Item No. 17842



C. F. SIMONIN'S SONS, INC.
Item No. 17847

50'6" DROP-END GONDOLA with LOADS

Suggested price: \$46.00 each



SCRAP LOAD - MONTANA RAIL LINK #40013
Item No. 71905



CRUSHED CARS - READING #38114
Item No. 71906



CRUSHED CARS - CP RAIL #340215
Item No. 71907



STEEL COIL LOAD - LEHIGH VALLEY
Item No. 71908



STEEL COIL LOAD - CONRAIL
Item No. 71909



SCRAP LOAD
PATAPSCO & BACK RIVERS
Item No. 71910



TIRE LOAD - ROCK ISLAND
Item No. 71911



TIRE LOAD - PENNSYLVANIA
Item No. 71912



40' GONDOLA

Suggested price: \$25.00 each



UNION PACIFIC®
Item No. 17201



PENNSYLVANIA #357625
(new roadnumber)
Item No. 17202



BURLINGTON NORTHERN #500043
(illustration shown)
Item No. 17203



SOUTHERN
Item No. 17204



GREAT NORTHERN
Item No. 17211



CANADIAN NATIONAL
Item No. 17213



LEHIGH VALLEY
Item No. 17227



NORFOLK & WESTERN
Item No. 17228



NORTHERN PACIFIC
Item No. 17229



NEW HAVEN
Item No. 17231

52' CENTER-DEPRESSED FLAT CAR



with TRANSFORMER
Item No. 18348 • Suggested price: \$30.00



with NO LOAD
Item No. 18349 • Suggested price: \$27.00



52' FLAT CAR

Suggested price: \$27.00 each



SANTA FE
Item No. 17302



UNION PACIFIC® #59486
(new roadnumber)
Item No. 17303



ERIE LACKAWANNA #8063
(illustration shown)
Item No. 17304



PENNSYLVANIA
Item No. 17314



LOUISVILLE & NASHVILLE
Item No. 17315



CHESAPEAKE & OHIO®
Item No. 17322



NORTHERN PACIFIC
Item No. 17333



NORFOLK & WESTERN
Item No. 17342



The Silver Series® rolling stock on these pages feature:

- blackened metal wheels
- body-mounted couplers
- non-magnetic axles

1950s/60s TRUCK CAB and TWO PIGGYBACK TRAILERS

Suggested price: \$66.00 each



SOUTHERN PACIFIC
Item No. 42231



SANTA FE
Item No. 42232



CANADIAN PACIFIC
Item No. 42233



BOSTON & MAINE
Item No. 42234

52'6" FLAT CAR with 35' PIGGYBACK TRAILER

Suggested price: \$51.00 each

The 52'6" Flat Car has ramps that you can lift up and down and body-mounted *E-Z Mate*® Mark II couplers. The removable 35' Piggyback Trailer features graphics to correspond with the prototype.



BALTIMORE & OHIO® with REA TRAILER
Item No. 16702



NEW YORK CENTRAL® with NYC® TRAILER
Item No. 16703



READING with READING TRAILER
Item No. 16704



WESTERN MARYLAND® with WESTERN MARYLAND® TRAILER
Item No. 16706



NEW HAVEN with NEW HAVEN TRAILER
Item No. 16707



NEW YORK CENTRAL® with PACEMAKER TRAILER
Item No. 16708



OLD-TIME MAINTENANCE OF WAY BLACKSMITH CAR

Performs best on 18" radius curves or greater.

Suggested price: \$59.00 each

Equipped with the tools of the trade, this 19th century Blacksmith Car looks great with our 4-4-0 Americans.



B&O®
Item No. 16401



WESTERN & ATLANTIC RAILROAD
Item No. 16402



CENTRAL PACIFIC
Item No. 16403




U.S. MILITARY RR
Item No. 16404

OLD-TIME MAINTENANCE OF WAY DERRICK CAR

Performs best on 18" radius curves or greater.

Suggested price: \$59.00 each

With a movable crane, this 19th century Derrick Car looks great with our 4-4-0 Americans.




VIRGINIA & TRUCKEE
Item No. 16416



CANADIAN PACIFIC
Item No. 16417



PENNSYLVANIA LINES
Item No. 16418



U.S. MILITARY RR
Item No. 16419

ACF 40' LOG CAR with LOGS

Suggested price: \$64.00 each



1906-1935 VERSION
Item No. 18332



1935-1960 VERSION
Item No. 18849



Die-cast car with painted resin logs

ACF 40' LOG CAR with LOG SKIDDER and CRATES

Suggested price: \$60.00



NON-OPERATING LOG SKIDDER and CRATES on 40' LOG CAR
Item No. 18301

LOG SKIDDER

Suggested price: \$36.00



NON-OPERATING LOG SKIDDER
(2 per card)
Item No. 18302

250-TON STEAM CRANE & BOOM TENDER

Crane swivels 360°. Removable knob included for adjusting boom position.

Suggested price: \$69.00 each



SANTA FE
Item No. 16102



READING
Item No. 16110



PENNSYLVANIA
Item No. 16114



CHESAPEAKE & OHIO®
Item No. 16122



MAINTENANCE OF WAY
Item No. 16138



PAINTED, UNLETTERED
Item No. 16149

380-TON SCHNABEL CAR with TRANSFORMER LOAD

(North American style)

27.5" long; performs best on 22" radius curves or greater.

Suggested price: \$329.00 each




The Schnabel car's unique design allows it to carry extremely heavy or oversized loads, such as generators and transformers for power stations, by making the load an element of the car. The two tapered lifting arms that hold the load resemble a bird's beak, which gave the car its name—*Schnabel* is from the German for "carrying-beak-wagon" (*Tragschnabelwagen*). Schnabel is a funny name for a seriously powerful freight car.

Features include:

- 16 sets of 125-ton roller-bearing trucks
- prototypically correct 36" metal wheels
- RP25 wheel contours
- 8 span bolsters
- detailed transformer load
- molded hydraulic lines and pumps



BLUE & BLACK with GRAY LOAD and BLACK TRUCKS
Item No. 80501



GRAY & BLACK with OXIDE LOAD and BLACK TRUCKS
Item No. 80502



RED & BLACK with GRAY LOAD and SILVER TRUCKS
Item No. 80503

380-TON SCHNABEL CAR with RETORT/CYLINDER LOAD

(North American style)

32.5" long; performs best on 22" radius curves or greater.

Suggested price: \$349.00 each




BLUE & BLACK with BLACK TRUCKS
Item No. 80511



GRAY & BLACK with BLACK TRUCKS
Item No. 80512



RED & BLACK with SILVER TRUCKS
Item No. 80513

NORTHEAST STEEL CABOOSE

Suggested price: \$42.00 each



PAINTED, UNLETTERED - CABOOSE RED
Item No. 16806



DELAWARE & HUDSON
Item No. 16812



LEHIGH VALLEY #95094
Item No. 16815



WESTERN MARYLAND® #1858
(speed lettering)
Item No. 16816



NORFOLK and WESTERN - RED #500825
Item No. 16817



BOSTON & MAINE #C-120
Item No. 16818



NEW HAVEN #C-543
Item No. 16820

BAY WINDOW CABOOSE with ROOF WALK

Suggested price: \$59.00 each

New and existing tooling. Features include see-through roofwalk, ladder, three different bay window styles per prototype, metal wheels, and *E-Z Mate*® Mark II couplers.



NYC®
Item No. 73201



NICKEL PLATE ROAD
(High Speed Service)
Item No. 73202



ERIE
Item No. 73203



B&O®
Item No. 73204



UNION PACIFIC®
Item No. 73205

36' WIDE-VISION CABOOSE

Suggested price: \$27.00 each



UNION PACIFIC®
Item No. 17701



SANTA FE #999771 - RED
Item No. 17704



CHESAPEAKE & OHIO® #3260
Item No. 17705



CHESSIE® - YELLOW
Item No. 17709

BOBBER CABOOSE

Suggested price: \$26.00 each



PENNSYLVANIA #476087
(new roadnumber)
Item No. 18402



DURANGO & SILVERTON - YELLOW
Item No. 18403



BALTIMORE & OHIO® #C-1775
Item No. 18404



LEHIGH VALLEY
(illustration shown)
Item No. 18405



SOUTHERN
(illustration shown)
Item No. 18406



DENVER & RIO GRANDE™
(illustration shown)
Item No. 18407



CASS SCENIC R.R.
Item No. 18445



PAINTED, UNLETTERED - RED
Item No. 18449

36' WIDE-VISION CABOOSE (continued)



RIO GRANDE™
Item No. 17725



CHESSIE® - ORANGE
Item No. 17726



ERIE LACKAWANNA
Item No. 17728

**DECODER-EQUIPPED HO SCALE
NICKEL SILVER E-Z TRACK® TURNOUTS**

1 per box (Suggested prices shown)



Includes addressable DCC decoder compatible with all NMRA-compliant DCC controllers.



**E-Z COMMAND® DCC
TURNOUT - LEFT**
Item No. 44130 • \$68.00



**E-Z COMMAND® DCC
TURNOUT - RIGHT**
Item No. 44131 • \$68.00



**E-Z COMMAND® DCC
#4 TURNOUT - LEFT**
Item No. 44139 • \$81.00



**E-Z COMMAND® DCC
#4 TURNOUT - RIGHT**
Item No. 44140 • \$81.00



**E-Z COMMAND® DCC
#5 TURNOUT - LEFT**
Item No. 44132 • \$81.00



**E-Z COMMAND® DCC
#5 TURNOUT - RIGHT**
Item No. 44133 • \$81.00



**E-Z COMMAND® DCC
#5 WYE TURNOUT**
Item No. 44134 • \$81.00



**E-Z COMMAND® DCC
#6 TURNOUT - LEFT**
Item No. 44135 • \$95.00



**E-Z COMMAND® DCC
#6 TURNOUT - RIGHT**
Item No. 44136 • \$95.00



**E-Z COMMAND® DCC
#6 SINGLE CROSSOVER
TURNOUT - LEFT**
Item No. 44137 • \$109.00



**E-Z COMMAND® DCC
#6 SINGLE CROSSOVER
TURNOUT - RIGHT**
Item No. 44138 • \$109.00

Bachmann's exclusive E-Z Track® System makes set-up quick, easy and fun!

See following pages for product photos. All analog turnouts (non-DCC) require 16V AC or DC accessory power supply for operation.



**BULK PACK
36" LONG STRAIGHT**
(25/box)
Item No. 44584

NICKEL SILVER/GRAY ROADBED E-Z TRACK® BY THE CARD		Suggested price:
Item No. 44501	18" RADIUS CURVED TRACK (4/card)	\$16.50
Item No. 44502	18" RADIUS CURVED TERMINAL RERAILER with WIRE (1/card)	\$12.00
Item No. 44503	22" RADIUS CURVED TRACK (4/card)	\$21.50
Item No. 44504	33.25" RADIUS 18 DEGREE CURVED TRACK (5/card)	\$28.50
Item No. 44505	15" RADIUS CURVED TRACK (4/card)	\$18.50
Item No. 44506	28" RADIUS 18 DEGREE CURVED TRACK (5/card)	\$28.50
Item No. 44507	35.50" RADIUS 18 DEGREE CURVED TRACK (5/card)	\$28.50
Item No. 44508	33.25" RADIUS 6 DEGREE CURVED TRACK (4/card)	\$20.50
Item No. 44509	33.25" RADIUS 12 DEGREE CURVED TRACK (4/card)	\$20.50
Item No. 44510	9" STRAIGHT TERMINAL RERAILER with WIRE (1/card)	\$12.00
Item No. 44511	9" STRAIGHT TRACK (4/card)	\$16.50
Item No. 44512	3" STRAIGHT TRACK (4/card)	\$12.00
Item No. 44513	2.25" STRAIGHT TRACK (4/card)	\$12.00
Item No. 44514	4.50" STRAIGHT TRACK (4/card)	\$13.50
Item No. 44519	26" RADIUS CURVED TRACK (5/card)	\$28.50
Item No. 44528	9" STRAIGHT RERAILER (2/card)	\$11.00
Item No. 44529	18" RADIUS CURVED RERAILER (2/card)	\$11.00
Item No. 44530	ONE-THIRD SECTION 18" RADIUS CURVED TRACK (4/card)	\$12.50
Item No. 44531	HALF SECTION 18" RADIUS CURVED TRACK (4/card)	\$12.50
Item No. 44532	HALF SECTION 22" RADIUS CURVED TRACK (4/card)	\$18.50
Item No. 44540	30 DEGREE CROSSING (1/card)	\$19.50
Item No. 44541	90 DEGREE CROSSING (1/card)	\$24.00
Item No. 44542	60 DEGREE CROSSING (1/card)	\$20.00
Item No. 44543	45 DEGREE CROSSING (1/card)	\$19.50
Item No. 44557	#4 TURNOUT - LEFT (1/card)	\$53.00
Item No. 44558	#4 TURNOUT - RIGHT (1/card)	\$53.00
Item No. 44559	#6 TURNOUT - LEFT (1/card)	\$66.00
Item No. 44560	#6 TURNOUT - RIGHT (1/card)	\$66.00
Item No. 44561	REMOTE TURNOUT - LEFT (1/card)	\$41.00
Item No. 44562	REMOTE TURNOUT - RIGHT (1/card)	\$41.00
Item No. 44565	#5 TURNOUT - LEFT (1/card)	\$54.00
Item No. 44566	#5 TURNOUT - RIGHT (1/card)	\$54.00
Item No. 44569	#5 WYE TURNOUT (1/card)	\$54.00
Item No. 44575	#6 REMOTE CROSSOVER TURNOUT - LEFT (1/box)	\$98.00
Item No. 44576	#6 REMOTE CROSSOVER TURNOUT - RIGHT (1/box)	\$98.00
Item No. 44591	HAYES BUMPERS (2/card)	\$17.50
Item No. 44592	CONNECTOR TRACK ASSORTMENT (2 each .75", 1", 1.25", 1.5" and 2" straight pieces per card)	\$22.00
Item No. 44594	NICKEL SILVER E-Z TRACK® LAYOUT EXPANDER SET	\$125.00
Item No. 44596	WORLD'S GREATEST HOBBY® TRACK PACK	\$285.00
Item No. 44597	9" POWER TERMINAL with INSULATED GAP (2/card)	\$41.00

BULK NICKEL SILVER/GRAY ROADBED E-Z TRACK® (BY THE CARTON)		Suggested price:
Item No. 44580	18" RADIUS CURVED TRACK - BULK (50 pieces per carton)	\$177.00
Item No. 44581	9" STRAIGHT TRACK - BULK (50 pieces per carton)	\$177.00
Item No. 44583	22" RADIUS CURVED TRACK - BULK (50 pieces per carton)	\$249.00
Item No. 44584	36" STRAIGHT TRACK - BULK (25 pieces per carton)	\$439.00
Item No. 44588	18" STRAIGHT TRACK - BULK (25 pieces per carton)	\$205.00

DECODER-EQUIPPED NICKEL SILVER E-Z TRACK® TURNOUTS		Suggested price:
Item No. 44130	E-Z COMMAND® DCC TURNOUT - LEFT (1/box)	\$68.00
Item No. 44131	E-Z COMMAND® DCC TURNOUT - RIGHT (1/box)	\$68.00
Item No. 44132	E-Z COMMAND® DCC #5 TURNOUT - LEFT (1/box)	\$81.00
Item No. 44133	E-Z COMMAND® DCC #5 TURNOUT - RIGHT (1/box)	\$81.00
Item No. 44134	E-Z COMMAND® DCC #5 WYE TURNOUT (1/box)	\$81.00
Item No. 44135	E-Z COMMAND® DCC #6 TURNOUT - LEFT (1/box)	\$95.00
Item No. 44136	E-Z COMMAND® DCC #6 TURNOUT - RIGHT (1/box)	\$95.00
Item No. 44137	E-Z COMMAND® DCC #6 SINGLE CROSSOVER TURNOUT - LEFT (1/box)	\$109.00
Item No. 44138	E-Z COMMAND® DCC #6 SINGLE CROSSOVER TURNOUT - RIGHT (1/box)	\$109.00
Item No. 44139	E-Z COMMAND® DCC #4 TURNOUT - LEFT (1/box)	\$81.00
Item No. 44140	E-Z COMMAND® DCC #4 TURNOUT - RIGHT (1/box)	\$81.00



ELECTRONIC AUTO-REVERSING NICKEL SILVER E-Z TRACK®		Suggested price:
Item No. 44547	NICKEL SILVER E-Z TRACK® REVERSING SYSTEM	\$209.00
Item No. 44548	For auto-reversing sets only: 9" STRAIGHT TRACK (4/card)	\$45.00
Item No. 44549	For auto-reversing sets only: 18" RADIUS CURVED TRACK (4/card)	\$45.00

Bachmann's exclusive E-Z Track® System makes set-up quick, easy and fun!

See following pages for product photos (shown in nickel silver/gray roadbed only for illustrative purpose). All analog turnouts (non-DCC) require 16V AC or DC accessory power supply for operation.

STEEL ALLOY/BLACK ROADBED E-Z TRACK® by the card		Suggested price:
Item No. 44401	18" RADIUS CURVED TRACK (4/card)	\$12.50
Item No. 44402	18" RADIUS CURVED TERMINAL RERAILER with WIRE (1/card)	\$11.50
Item No. 44403	22" RADIUS CURVED TRACK (4/card)	\$14.25
Item No. 44410	9" STRAIGHT TERMINAL RERAILER with WIRE (1/card)	\$11.50
Item No. 44411	9" STRAIGHT TRACK (4/card)	\$12.50
Item No. 44412	3" STRAIGHT TRACK (4/card)	\$10.50
Item No. 44428	9" STRAIGHT RERAILER (2/card)	\$7.75
Item No. 44429	18" RADIUS CURVED RERAILER (2/card)	\$7.75
Item No. 44440	30 DEGREE CROSSING (1/card)	\$12.50
Item No. 44441	90 DEGREE CROSSING (1/card)	\$16.50
Item No. 44461	REMOTE TURNOUT - LEFT (1/card)	\$32.00
Item No. 44462	REMOTE TURNOUT - RIGHT (1/card)	\$32.00
Item No. 44491	HAYES BUMPERS (2/card)	\$17.25
Item No. 44494	STEEL ALLOY E-Z TRACK® LAYOUT EXPANDER SET	\$91.00
Item No. 44497	STEEL ALLOY WORLD'S GREATEST HOBBY® TRACK PACK	\$200.00

BULK STEEL ALLOY/BLACK ROADBED E-Z TRACK® by the carton		Suggested price:
Item No. 44480	18" RADIUS CURVED TRACK - BULK (50 pieces per carton)	\$109.00
Item No. 44481	9" STRAIGHT TRACK - BULK (50 pieces per carton)	\$109.00
Item No. 44483	22" RADIUS CURVED TRACK - BULK (50 pieces per carton)	\$160.00
Item No. 44486	36" STRAIGHT TRACK - BULK (25 pieces per carton)	\$285.00

ADDITIONAL ACCESSORY ITEMS		Suggested price:
Item No. 42901	HO/On30 E-Z RIDERS™ with BALL-BEARING ROLLERS (4 per pack)	\$85.00
Item No. 42903	36" FLAT BACK WHEEL SETS (12 per card)	\$20.50
Item No. 42904	33" FLAT BACK WHEEL SETS (12 per card)	\$20.50
Item No. 44471	14-PIECE E-Z TRACK® GRADUATED PIER SET	\$31.00
Item No. 44472	8-PIECE E-Z TRACK® TALL PIER SET	\$25.00
Item No. 44473	E-Z TRACK® TRUSS BRIDGE with BLINKING LIGHT	\$26.00
Item No. 44475	STEEL ALLOY OVER-UNDER FIGURE 8 TRACK PACK	\$92.00
Item No. 44487	STEEL ALLOY E-Z TRACK® FIGURE 8 TRACK PACK	\$79.00
Item No. 44492	E-Z® RAILER	\$3.75
Item No. 44498	10' POWER EXTENSION WIRE - RED (1/card)	\$12.50
Item No. 44499	RAIL JOINERS (36/card)	\$9.50
Item No. 44579	E-Z TRACK® CROSSING GATE	\$49.00
Item No. 44595	18-PIECE E-Z TRACK® GRADUATED PIER SET (for higher HO elevation & On30 clearances)	\$43.00
Item No. 44598	10' REMOTE SWITCH EXTENSION WIRE - GREEN (1/card)	\$16.50
Item No. 46299	MOTORIZED TURNTABLE	\$205.00
Item No. 44371	36" CODE 100 NICKEL SILVER FLEX TRACK (25 per box) <i>Note: This item is not part of the E-Z Track® system (it does not have attached roadbed with clips).</i>	\$199.00

PLUG-IN 10' POWER EXTENSION WIRE - RED
Item No. 44498 • (1/card)



PLUG-IN 10' REMOTE SWITCH EXTENSION WIRE - GREEN
Item No. 44598 • (1/card)



15" RADIUS CURVED TRACK
Item No. 44505 • (4/card)



4 pieces of track make up one third (120°) of a 30" diameter circle.

ONE-THIRD SECTION 18" RADIUS CURVED TRACK
Item No. 44530 • (4/card)



HALF SECTION 18" RADIUS CURVED TRACK
Item No. 44531 • (4/card)



18" RADIUS CURVED TRACK
Item No. 44501 • (4/card)



4 pieces of track make up one third (120°) of a 36" diameter circle.

18" RADIUS CURVED RERAILER
Item No. 44529 • (2/card)



18" RADIUS CURVED TERMINAL RERAILER with WIRE
Item No. 44502 • (1/card)



HALF SECTION 22" RADIUS CURVED TRACK
Item No. 44532 • (4/card)



22" RADIUS CURVED TRACK
Item No. 44503 • (4/card)



4 pieces of track make up one quarter (90°) of a 44" diameter circle.

26" RADIUS CURVED TRACK
Item No. 44519 • (5/card)




5 pieces of track make up one quarter (90°) of a 52" diameter circle.

28" RADIUS 18 DEGREE CURVED TRACK
Item No. 44506 • (5/card)




5 pieces of track make up one quarter (90°) of a 56" diameter circle.

33.25" RADIUS 6 DEGREE CURVED TRACK
Item No. 44508 • (4/card)



33.25" RADIUS 12 DEGREE CURVED TRACK
Item No. 44509 • (4/card)



33.25" RADIUS 18 DEGREE CURVED TRACK
Item No. 44504 • (5/card)




5 pieces of track make up one quarter (90°) of a 66.50" diameter circle.

35.50" RADIUS 18 DEGREE CURVED TRACK
Item No. 44507 • (5/card)



5 pieces of track make up one quarter (90°) of a 71" diameter circle.

CONNECTOR ASSORTMENT
Item No. 44592 • (10/card)



2 each .75", 1",
1.25", 1.5",
and 2" straight
pieces per card.

2.25" STRAIGHT TRACK
Item No. 44513 • (4/card)



3" STRAIGHT TRACK
Item No. 44512 • (4/card)



4.50" STRAIGHT TRACK
Item No. 44514 • (4/card)



9" STRAIGHT TRACK
Item No. 44511 • (4/card)



9" STRAIGHT RERAILER
Item No. 44528 • (2/card)



**9" STRAIGHT TERMINAL
RERAILER with WIRE**
Item No. 44510 • (1/card)



**9" POWER TERMINAL with
INSULATED GAP**
Item No. 44597 • (2/card)



*For under track
power connection
and reverse loop
operation.*

30 DEGREE CROSSING
Item No. 44540 • (1/card)



*This 30 Degree
Crossing is the
centerpiece of a
basic "Figure
8" track
configuration.
To make a
76" x 39"
Figure 8 you
also need: 21
pieces of 18"
Radius Curved
Track and
1 piece 18"
Radius Curved
Rerailer.*


45 DEGREE CROSSING
Item No. 44543 • (1/card)



60 DEGREE CROSSING
Item No. 44542 • (1/card)



90 DEGREE CROSSING
Item No. 44541 • (1/card)



*This 90 Degree
Crossing has
many useful
applications in
railroad design.
However, if
your goal is to
make a "Figure
8" layout, you
should start
with a 30
Degree Crossing.*

#4 TURNOUT - LEFT
Item No. 44557 • (1/card)



#4 TURNOUT - RIGHT
Item No. 44558 • (1/card)



REMOTE TURNOUT - LEFT
Item No. 44561 • (1/card)



REMOTE TURNOUT - RIGHT
Item No. 44562 • (1/card)



#5 TURNOUT - LEFT
Item No. 44565 • (1/card)



#5 TURNOUT - RIGHT
Item No. 44566 • (1/card)



#5 WYE TURNOUT
Item No. 44569 • (1/card)



#6 TURNOUT - LEFT
Item No. 44559 • (1/card)



#6 TURNOUT - RIGHT
Item No. 44560 • (1/card)



#6 REMOTE CROSSOVER
TURNOUT - LEFT
Item No. 44575 • (1/box)



#6 REMOTE CROSSOVER
TURNOUT - RIGHT
Item No. 44576 • (1/box)



HAYES BUMPERS
Item No. 44591 • (2/card)



STEEL ALLOY E-Z TRACK® SIDING SETS

Suggested price: \$75.00 each

Now you can quickly and easily add more fun activities to your railroad! Our HO Siding Sets let your trains branch off the mainline to take care of important operations such as filling thirsty engines or empty tank cars and transferring freight. Choose from two Siding Sets that include a classic snap-together *Plasticville*® U.S.A. building kit, a colorful car, enough steel alloy *E-Z Track*® to create a 40" siding—Manual Right-Hand Turnout, one piece 18" Radius Curved Track, two pieces of 9" Straight Track, and Hayes bumper—all in one convenient package.




MOTORIZED TURNTABLE

Item No. 46299 • Suggested price: \$205.00

This DCC-ready HO scale motorized turntable includes 16 indexed track positions, gear drive, and direction control switch for easy operation on your railroad.

Features:

- 16 nickel silver track positions
- gear drive
- spring-loaded direction switch
- turntable indexed to each track section for accurate alignment
- DCC-ready with 8-pin dummy plug
- painted maintenance building
- prototypical operator's cabin
- designed for use with Bachmann's *E-Z Track*®
- easily adaptable to other popular track systems



(Note: Locomotive not included)

**WORLD'S GREATEST HOBBY®
FIRST RAILROAD TRACK PACK**

It's never been easier to get started in model railroading! Our *World's Greatest Hobby® First Railroad Track Pack* contains all the track you need to build the 4' x 8' layout (shown below) featured in the included DVD, *Building Your First Model Railroad*. Hosted by actor and model railroad enthusiast Michael Gross, the easy-to-follow video will quickly get you on track for fun with the World's Greatest Hobby!

**45-piece World's Greatest Hobby®
Your First Railroad Track
Pack includes:**

- World's Greatest Hobby *Building Your First Model Railroad* DVD, hosted by actor and model railroad enthusiast Michael Gross
- nine 9" straights
- one 9" terminal/trailer
- one 9" re-railer
- twenty 18" radius curves
- two 3" straights
- two remote turnouts - left
- two remote turnouts - right
- two Hayes bumpers
- four switch wires (green)
- one terminal wire (red)

**Bachmann HO scale
E-Z Track® features:**

- clear tie spacing
- low-profile spike heads
- modeled from AAR track engineering dimensions



with STEEL ALLOY HO SCALE E-Z TRACK®
Item No. 44497 • Suggested price: \$200.00




with NICKEL SILVER HO SCALE E-Z TRACK®
Item No. 44596 • Suggested price: \$285.00

**E-Z® MODEL RAILROADS
The E-Z Track® Planning Guide & Layout Book**

Item No. 99978 • Suggested price: \$29.50

With *E-Z® Model Railroads*, beginning and advanced modelers can learn how to set up and run a railroad using Bachmann's snap-fit *E-Z Track®* system. From choosing a layout style to wiring and track planning techniques, readers are walked through virtually every step of the design and construction process.

- six in-depth layouts, plus 20 additional layout designs
- tips for beginning to advanced modelers, including weathering and scenery chapters
- 124 color pages



STEEL ALLOY E-Z TRACK® OVER-UNDER FIGURE 8 TRACK PACK

Item No. 44475 • Suggested price: \$92.00

Railroading fun gets bigger and better with our steel alloy *E-Z Track*® Over-Under Figure 8 Track Pack! Create a giant 78" x 36" over-under "Figure 8" with the 14-piece graduated pier set, 20 pieces of 18" radius curved and 4 pieces of 9" straight *E-Z Track*® included in this track pack.

Features include:

- 19 pieces 18" radius curved track
- 1 piece 18" radius curved terminal railer
- 4 pieces 9" straight track
- 14-piece graduated pier set (3/8" vertical clearance under the tallest pier)
- power wire



STEEL ALLOY E-Z TRACK® FIGURE 8 TRACK PACK

Item No. 44487 • Suggested price: \$79.00

Includes all the steel alloy *E-Z Track*® you need to create a complete 76" x 39" Figure 8.

Set contains:

- 30 degree crossing track
- 21 pieces of 18" radius curved track
- 18" curved terminal railer



E-Z TRACK® LAYOUT EXPANDER SETS

With the *E-Z Track*® Expander Set, you can add to the track included with our train sets or create new configurations of turnouts, branchlines, and double-track mainlines on your existing railroad. Also, a handy track plan manual included with the *Expander Set* contains ideas to inspire railroad tycoons of all ages. Offered in steel alloy (with black roadbed) or nickel silver (with gray roadbed) versions.

Features include:

- quick, easy assembly on floors, tables, and carpets without the need for special tools or fasteners
- helpful track plan manual



STEEL ALLOY

Item No. 44494 • Suggested price: \$91.00

- 12 pieces of snap-fit *E-Z Track*®, including 4 pieces of 9" straight, 4 pieces 18" radius curved track, 1 manual turnout-left, 1 manual turnout-right, and 2 Hayes bumpers



NICKEL SILVER

Item No. 44594 • Suggested price: \$125.00

- 12 pieces of snap-fit *E-Z Track*®, including 4 pieces of 9" straight, 4 pieces 18" radius curved track, 1 remote turnout-left, 1 remote turnout-right, and 2 Hayes bumpers

**NICKEL SILVER E-Z TRACK®
AUTO-REVERSING TRACK SYSTEM**

Item No. 44547 • Suggested price: \$209.00

Featuring our electronic auto-reversing E-Z Track®, this track set is the perfect solution for point-to-point passenger and freight transit on your layout. With a variable speed controller, you can determine the rate of travel and bring your town or city to life! Add-on track sections are also available separately (Item Nos. 44548 & 44549).

- 4 pieces of 9" straight auto-reversing E-Z Track®
- 4 pieces of 18" curved auto-reversing E-Z Track®
- 2 pieces of 9" straight E-Z Track®
- 2 Hayes bumpers
- power pack and variable speed controller
- illustrated instructions



**ELECTRONIC AUTO-REVERSING
NICKEL SILVER E-Z TRACK®**

Suggested price: \$45.00 each

You can expand your auto-reversing train set or track system with Electronic Auto-Reversing Nickel Silver E-Z Track® sections. Available in 9" straight and 18" radius curved sections, this electronically equipped track is specifically designed for the open-end track configuration of our auto-reversing track system, allowing you to go virtually anywhere in your layout.



AUTO-REVERSING 9" STRAIGHT
(4 per card)
Item No. 44548



AUTO-REVERSING 18" RADIUS CURVED
(4 per card)
Item No. 44549

Note: this track will not operate as reversing track unless it is used in conjunction with train set numbers 00401, 00402, 25016, 25017, 25100, or with our auto-reversing track system, Item No. 44547

36" CODE 100 NICKEL SILVER FLEX TRACK

Item No. 44371 • Suggested price: \$199.00 for 25 pieces (\$7.96 per individual piece of track)

Made from all new tooling, our nickel silver Code 100 Flex Track features American-style finescale ABS plastic wood-grained ties. Offered in 36" sections, this track conforms to NMRA standards.

Features include:

- all-new tooling
- Code 100 nickel silver rail
- American-style finescale black ABS plastic wood-grained ties
- low-profile ties with tie plates and spike heads
- conforms to NMRA standards




36" CODE 100 NICKEL SILVER FLEX TRACK
(25 pieces per box)



RAIL JOINERS
(36 per card)
Item No. 44499
Suggested price: \$9.50

E-Z TRACK® TRUSS BRIDGE with BLINKING LIGHT

Item No. 44473 • Suggested price: \$26.00



10½" L x 4" H x 2¾" D

WHEEL SETS

Suggested price: \$20.50 each



36" FLAT BACK WHEEL SETS
(blackened metal; 12 per card)
Item No. 42903



33" FLAT BACK WHEEL SETS
(blackened metal; 12 per card)
Item No. 42904

END OF TRAIN DEVICE with TRACK-POWERED FLASHING LED

Item No. 42907 • Suggested price: \$24.00

Replace one truck/coupler on your Bachmann freight car with this End of Train Device to finish the end of your freight train. Track powered; no wiring required. Operates on both DC and DCC layouts. See page 114 for additional information.



E-Z TRACK® PIER SETS



14-PIECE GRADUATED PIER SET
(3⅞" vertical clearance under the tallest pier)
Item No. 44471 • Suggested price: \$31.00



8-PIECE TALL PIER SET
(3⅞" vertical clearance)
Item No. 44472 • Suggested price: \$25.00



18-PIECE GRADUATED PIER SET
(appropriate for higher HO elevations and On30 clearances;
3⅞" vertical clearance under the tallest pier)
Item No. 44595 • Suggested price: \$43.00

E-Z® RAILER

Item No. 44492 • Suggested price: \$3.75

Lets you simply slide your HO and On30 trains onto the track. Compatible with all track brands.



HO/On30 E-Z RIDERS™ with BALL-BEARING ROLLERS (4 per pack)

Item No. 42901 • Suggested price: \$85.00

• full electrical pick-up



E-Z TRACK® CROSSING GATE

Item No. 44579 • Suggested price: \$49.00





Magnetically Operated Knuckle Couplers

E-Z Mate® couplers make use of precision molding techniques to allow the molding of springs as an integral part of the knuckle coupler; E-Z Mate® Mark II couplers include an integrated metal coil spring. E-Z Mate® and E-Z Mate® Mark II couplers eliminate the problems and expense associated with separate coil springs.

To install E-Z Mate® and E-Z Mate® Mark II couplers, just remove the coupler pocket cover, drop in the coupler, and replace the cover. Operation is simple as well. E-Z Mate® and E-Z Mate® Mark II couplers operate with a standard metal “glad hand” and under-track magnet, and they are completely compatible with all magnetically operated knuckle couplers currently on the market. (Our under-track magnet comes with a trackside brakeman figure to indicate the magnet’s position.) Coupling, uncoupling, and other yard operations are all performed with ease.



E-Z MATE® Magnetic Knuckle Couplers

12 coupler pairs per card • Suggested price: \$22.00 each card
Item No. 78005 **Center Shank - Medium**



E-Z MATE® Magnetic Knuckle Couplers - Economy Pack

25 coupler pairs per card • Suggested price: \$38.00 each card
Item No. 78105 **Center Shank - Medium**



E-Z MATE® MARK II Magnetic Knuckle Couplers with Metal Coil Springs

12 coupler pairs per card • Suggested price: \$30.00 each card
Item No. 78021 **Over Shank - Long**
Item No. 78022 **Over Shank - Medium**
Item No. 78024 **Center Shank - Long**
Item No. 78025 **Center Shank - Medium**
Item No. 78026 **Center Shank - Short**
Item No. 78027 **Under Shank - Long**
Item No. 78028 **Under Shank - Medium**
Item No. 78029 **Under Shank - Short**



E-Z MATE® MARK II Magnetic Knuckle Couplers with Metal Coil Springs - Economy Pack


25 coupler pairs per card • Suggested price: \$50.00 each card
Item No. 78125 **Center Shank - Medium**

NEM COUPLER (E-Z MATE® MARK II)

12 coupler pairs per card • Suggested price: \$30.00 each card

This NEM Mark II coupler fits into standard European coupler pockets for simple conversion to E-Z Mate® operation.

Item No. 78035 **Center Shank - Medium**



MAGNET with BRAKEMAN (1 per card)

Item No. 78999 • Suggested price: \$6.00



HOOK-AND-LOOP COUPLERS (3 pairs per pack)

Item No. 78979 • Suggested price: \$13.00

These couplers are compatible with most of our *Thomas & Friends*™ products and many European prototype models.



N

SCALE

E-Z COMMAND® AND
ELECTRIC TRAIN SETSGolden Spike®
with Digital
Control

an E-Z Track® set

Item No. 24131

Suggested price: \$475.00

Celebrate the freedom of digital control and the spirit of Western railroads with the *Golden Spike*®! With this dual-engine set you can create your own bustling freight railroad. Our exclusive *E-Z Command*® digital control system lets you independently control the speed, direction, and lighting of two decoder-equipped locomotives.

This digitally controlled train set features:

- DCC-equipped EMD NW-2 locomotive with operating headlight
- DCC-equipped GP7 locomotive with operating headlight
- box car
- three-dome tank car
- wide-vision caboose
- *E-Z Command*® Control Center with wall pack and plug-in wiring
- 34" x 24" oval and siding of nickel silver *E-Z Track*®, including 11 pieces curved track, 5 pieces straight track, and 1 curved plug-in terminal reailer
- manual turnout-left
- Hayes bumper
- magnet with brakeman figure
- illustrated instruction manual

DCC
ON BOARD

Merry Christmas Express

NEW

an E-Z Track® set

Item No. 24027 • Suggested price: \$225.00

Ready to deliver Yuletide joy is the *Merry Christmas Express*. Decked out for the holidays, the train features a red North Pole & Southern 0-6-0 steam locomotive, bow-wrapped box car, garland-festooned hopper, and wreath-decorated caboose. Bursting with holiday cheer in N scale, this set is ideal for a table-top display, around a miniature tree, or anywhere you want to wish one and all a very Merry Christmas.

- USRA 0-6-0 locomotive with tender
- box car
- hopper
- bobber caboose
- 24" circle of nickel silver *E-Z Track*®, including 11 pieces curved track and 1 curved plug-in terminal reailer
- power pack and speed controller
- illustrated instruction manual



**E-Z COMMAND® AND
ELECTRIC TRAIN SETS**

**N
SCALE**



**E-Z Command® Control Center
with wall pack and plug-in wiring**



**Simultaneous control of speed,
direction, and lighting for realistic
ACTION and FUN!**



Spirit of Christmas

an E-Z Track® set

Item No. 24017 • Suggested price: \$230.00

Good things come in small packages. This is certainly true when it comes to the *Spirit of Christmas* N scale set. Perfect for under-the-tree in a small space and festively decorated for a very Merry Christmas, this ready-to-run set features:

- 0-6-0 steam locomotive and tender
- old-time combine
- two old-time coaches
- 34" x 24" oval of nickel silver E-Z Track® including 11 pieces curved track, 4 pieces straight track, and 1 curved plug-in terminal rerailer
- power pack and speed controller
- illustrated instruction manual



The Broadway Limited

an E-Z Track® set

Item No. 24026 • Suggested price: \$339.00

Pennsylvania Railroad's Broadway Limited carried passengers in style between New York City and Chicago for over 40 years, starting in 1912. Rather than New York City's famed thoroughfare, it was named for the railroad's "broad way," four-track mainline. With three elegant Tuscan red cars pulled by a classic 4-6-0 steam locomotive, Bachmann's *Broadway Limited* set is ready to carry on the Pennsylvania Railroad's grand tradition for *your* N scale passengers. This ready-to-run train set includes:


- 4-6-0 locomotive with operating headlight and tender
- 60' combine
- 60' coach
- 60' observation car
- 34" x 24" oval of nickel silver E-Z Track® including 11 pieces curved track, 4 pieces straight track, and 1 curved plug-in terminal rerailer
- power pack and speed controller
- illustrated instruction manual



ELECTRIC TRAIN SETS

N

SCALE



Thunder Valley

an E-Z Track® set

Item No. 24013
Suggested price: \$165.00

The rails rumble and the engine roars as the mighty *Thunder Valley* rounds the bend, hauling freight to destinations far and wide. This train set comes complete with Bachmann's exclusive E-Z Track® snap-fit track and roadbed system, plus:

- an EMD GP40 diesel locomotive with operating headlight
- steel reefer
- three-dome tank car
- wide-vision caboose
- 24" circle of nickel silver E-Z Track®, including 11 pieces curved track and 1 curved plug-in terminal rerailer
- power pack and speed controller
- illustrated instruction manual



Super Chief

an E-Z Track® set

Item No. 24021 • Suggested price: \$165.00

With the pride and power of a born leader, the mighty *Super Chief* thunders along the rails. Spearheading the charge is an F7-A diesel locomotive with the Santa Fe's distinctive red and silver "war bonnet" paint scheme. The N scale *Super Chief* ready-to-run set comes complete with:

- F7-A locomotive with operating headlight
- box car
- steel gondola
- off-center caboose
- 24" circle of nickel silver E-Z Track®, including 11 pieces curved track and 1 curved plug-in terminal rerailer
- power pack and speed controller
- illustrated instruction manual



McKinley Explorer

an E-Z Track® set

Item No. 24023
Suggested price: \$212.00

Treating passengers to breathtaking views of the Alaskan wilderness in special vista-dome cars is the *McKinley Explorer*. Operating today from Anchorage to Fairbanks, and running past Denali National Park, this train's

lucky riders might thrill to the sight of bear, moose, Dall sheep and bald eagles. Powered by a GP40 diesel, our N scale *McKinley Explorer* set comes complete with:

- EMD GP40 locomotive with operating headlight
- three full-dome passenger cars (the *Kenai*, *Knik* and *Deshka*, all named after Alaskan rivers)
- 34" x 24" oval of nickel silver E-Z Track® including 11 pieces curved track, 4 pieces straight track, and 1 curved plug-in terminal rerailer
- power pack and speed controller
- illustrated instruction manual



ELECTRIC TRAIN SETS

N SCALE



Speed Controller with Plug-In Wiring



Speed Controller with Plug-In Wiring



Speed Controller with Plug-In Wiring



Empire Builder

an *E-Z Track*® set

Item No. 24009 • Suggested price: \$345.00

American railroads helped build great fortunes and the wealth of the Nation. Doing its part, our *Empire Builder* train set comes complete with Bachmann's exclusive *E-Z Track*® snap-fit track and roadbed system, plus:

- a Northern 4-8-4 steam locomotive and tender with operating headlight
- wood reefer

- single-dome tank car
- center-flow hopper
- plug-door box car
- wood stock car
- wood braced gondola
- open quad offset hopper
- off-center caboose

68
Piece Set

- 44" x 24" oval of nickel silver *E-Z Track*® including 11 pieces curved track, 8 pieces straight track, and 1 curved plug-in terminal reailer
- 12 telephone poles
- 24 railroad and street signs
- power pack and speed controller
- illustrated instruction manual



The Yard Boss

an *E-Z Track*® set

Item No. 24014 • Suggested price: \$209.00

When there's freight to be moved, there's nothing like the raw power of a steam locomotive to get the job done. Our *Yard Boss* train set comes complete with Bachmann's exclusive *E-Z Track*® snap-fit track and roadbed system, plus:

- an 0-6-0 steam locomotive and tender
- box car
- quad hopper
- wide-vision caboose

- 24" circle of nickel silver *E-Z Track*® including 11 pieces curved track and 1 curved plug-in terminal reailer
- power pack and speed controller
- illustrated instruction manual



Durango & Silverton

an *E-Z Track*® set

Item No. 24020 • Suggested price: \$215.00

Built originally as a mining line, the scenic value of the Durango & Silverton was quickly recognized in passenger service. After surviving natural disasters, wars, and financial instability, a determined staff (and starring roles in several Hollywood movies) promoted the tourism that ensures the line's survival to this day. Now recognized as a National Historic Landmark and a National Historic Civil Engineering Landmark, the Durango & Silverton continues to provide year-round tourist service. Our N scale *Durango & Silverton* ready-to-run set comes complete with:



- 0-6-0 locomotive and tender
- old-time combine
- two old-time coaches
- 34" x 24" oval of nickel silver *E-Z Track*® including 11 pieces curved track, 4 pieces straight track, and 1 curved plug-in terminal reailer



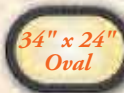
ELECTRIC TRAIN SETS

N

SCALE



- power pack and speed controller
- illustrated instruction manual



Freightmaster

an E-Z Track® set

Item No. 24022
Suggested price: \$235.00

With a 3,000-horsepower engine and plenty of pulling muscle, the EMD GP40 diesel locomotive ensures that the *Freightmaster* delivers its goods on time. This 60-piece set includes a station, signs, and telephone poles to make you master of your own freight empire!

This ready-to-run train set includes:

- EMD GP40 diesel locomotive with operating headlight
- flat car with container load
- gondola
- plug-door box car
- wide-vision caboose
- 34" x 24" oval of snap-fit E-Z Track®, including 11 pieces curved track, 4 pieces straight track, and 1 curved plug-in terminal rerailer
- freight station
- 24 railroad and street signs
- 12 telephone poles
- power pack and speed controller
- illustrated instruction manual

60
Piece Set



Trailblazer

an E-Z Track® set

Item No. 24024
Suggested price: \$279.00

As the West developed from desolate wilderness to bustling cities, it was trains such as the *Trailblazer* that spearheaded America's explosive growth from coast to coast. Our 60-piece *Trailblazer* set with its 4-6-0 locomotive lets you experience all the excitement of the Iron Horse's journeys through the crossroads of railroading history!

This ready-to-run train set includes:

- 4-6-0 steam locomotive and tender with operating headlight
- box car
- gondola
- single-dome tank car
- old-time caboose
- 34" x 24" oval of snap fit E-Z Track® including 11 pieces curved track, 4 pieces straight track, and 1 curved plug-in terminal rerailer
- train station
- 24 railroad and street signs
- 12 telephone poles
- power pack and speed controller
- illustrated instruction manual

60
Piece Set



The Stallion

an E-Z Track® set

Item No. 24025
Suggested price: \$165.00

Galloping down the rails, *The Stallion* shows off its sleek lines as it races to the finish line. This spirited steed will be the champion of your N scale stable!

This ready-to-run train set includes:

- F7-A diesel locomotive with operating headlight
- gondola
- single-dome tank car
- wide-vision caboose
- 24" circle of snap-fit E-Z Track® including 11 pieces curved track and 1 curved plug-in terminal rerailer
- power pack and speed controller
- illustrated instruction manual



ELECTRIC TRAIN SETS

N
SCALE



Freight Station

34" x 24"
Oval



Speed Controller
with Plug-In Wiring



12 Telephone Poles



24 Railroad &
Street Signs



Train Station

34" x 24"
Oval



Speed Controller
with Plug-In Wiring



12 Telephone Poles



24 Railroad &
Street Signs



24"
Circle



Speed Controller
with Plug-In Wiring



N

SCALE

STEAM LOCOMOTIVES

BALDWIN 2-8-0 CONSOLIDATION LOCOMOTIVE (DCC ECONAMI™ SOUND VALUE-EQUIPPED)

Performs best on 11.25" radius curves or greater.

Suggested price: \$399.00 each

The 2-8-0 was created to haul heavy coal loads over the mountains of Western Pennsylvania. It went on to become a popular heavy freight locomotive across the country and around the world. Now N scale modelers can enjoy the sounds of this workhorse with a new DCC sound-equipped Consolidation. It comes equipped with the *Econami™ SoundTraxx®* steam package. Factory set for Baldwin 2-8-0 realism the steam package also offers a choice of 16 whistles, multiple variations of 6 bell types, 4 prototypical chuffs, 5 airpumps, and 4 dynamos plus cylinder cocks, grade crossing signal, blowdown, brake squeal/release, coupling/uncoupling, water stop, and "All aboard"/coach doors—all in 16-bit polyphonic sound. Die-cast construction.



WESTERN PACIFIC #35
Item No. 51351



UNION PACIFIC® #619
Item No. 51352



NORFOLK & WESTERN #722
Item No. 51353



NEW YORK CENTRAL® #1156
Item No. 51354



WESTERN MARYLAND® #751
Item No. 51355



STEAM LOCOMOTIVES

N

SCALE

2-8-4 BERKSHIRE STEAM LOCOMOTIVE & TENDER (DCC SOUND VALUE-EQUIPPED)

Performs best on 11.25" radius curves or greater.

Suggested price: \$349.00 each



This DCC sound-equipped locomotive includes our Sound Value *SoundTraxx*® steam package that includes authentic prototypical chuff, short and long whistles, bell, air pump, steam release, and blower—all in 16-bit polyphonic sound. Coreless motor; die-cast chassis, boiler, and frame; details and tender style per prototype; brass-machined flywheel; metal handrails and stanchions; LED headlight and tender backup light; die-cast marker lights; see-through underframe; metal wheels; and *E-Z Mate*® Mark II couplers.



NICKEL PLATE #765 - RAILFAN VERSION
Item No. 50951



**NICKEL PLATE #759 - RAILFAN VERSION
with MARS LIGHT**
Item No. 50952



CHESAPEAKE & OHIO® KANAWHA #2724
Item No. 50953



CHESAPEAKE & OHIO® KANAWHA #2760
Item No. 50954



PERE MARQUETTE #1225
Item No. 50955



ALL PRODUCTS ON THESE PAGES
EQUIPPED WITH BODY-MOUNTED
E-Z MATE® MARK II COUPLERS

**PRR K4s 4-6-2 PACIFIC STEAM LOCOMOTIVE
(DCC SOUND VALUE-EQUIPPED)**

Performs best on 11.25" radius curves or greater.

Suggested price: \$399.00 each

The K4 4-6-2 is DCC sound-equipped with our Sound Value *SoundTraxx*® steam package that includes authentic prototypical chuff, short and long whistles, bell, air pump, steam release, and blower—all in 16-bit polyphonic sound. This finescale engine also features a die-cast chassis, precision motor, and prototypical detailing. The Pre-War K4 models, based on a World War I-era prototype, feature distinctive “chicken coop” slat pilots, while the Post-War versions are equipped with modern pilots.



PRR #1361 – POST-WAR with MODERN PILOT
Item No. 52851



PRR #3750 – POST-WAR with MODERN PILOT
Item No. 52852



PRR #5448 – PRE-WAR with SLAT PILOT
Item No. 52853



**ALL PRODUCTS ON THESE PAGES
EQUIPPED WITH BODY-MOUNTED
E-Z MATE® MARK II COUPLERS**



**PRR #5440 – PRE-WAR with SLAT PILOT
BRUNSWICK GREEN**
Item No. 52854

BALDWIN 4-6-0 STEAM LOCOMOTIVE (DCC EQUIPPED)

Performs best on 11.25" radius curves or greater.

Suggested price: \$219.00 each

Adding another axle to the 4-4-0 design gave the Ten-Wheeler extra tractive power to haul heavy loads up mountainous terrain, making it a great all-around locomotive for freight and passenger service. This DCC-equipped 4-6-0 with 63" drivers is ready to make the grade in N scale.

Features include:

- DCC-equipped for speed, direction, and lighting
- dual-mode NMRA-compliant decoder
- precision can motor
- die-cast boiler and chassis
- separate domes and stack
- finescale detailing including bell, whistle, and piping
- gear drive
- Walschaert valve gear
- blackened metal wheels
- high-quality traction tires
- detailed backhead
- NMRA wheel profile
- E-Z Mate® Mark II couplers

DCC[®]
ON BOARD

PAINTED, UNLETTERED - BLACK
 Item No. 51451

SOUTHERN #1012
 Item No. 51458

NICKEL PLATE #182
 Item No. 51459

CHESAPEAKE & OHIO® #387
 Item No. 51460

BALTIMORE & OHIO® #2020
 Item No. 51461

NORTHERN 4-8-4 & VANDY TENDER
with OPERATING HEADLIGHT
Performs best on 11.25" radius curves or greater.

Suggested price: \$175.00

- *E-Z Mate*® Mark II coupler on tender



ALL PRODUCTS ON THESE PAGES
EQUIPPED WITH BODY-MOUNTED
E-Z MATE® MARK II COUPLERS



GREAT NORTHERN #2571
Item No. 58154

PRAIRIE 2-6-2 & TENDER
Performs best on 11.25" radius curves or greater.

Suggested price: \$119.00 each

- *E-Z Mate*® Mark II coupler on tender



PENNSYLVANIA RAILROAD #2765
(new roadnumber)
Item No. 51553



CB&Q #2090
(illustration shown)
Item No. 51554



SANTA FE #2129
(illustration shown)
Item No. 51555



CANADIAN NATIONAL #613
Item No. 51563



UNION PACIFIC® #1838
Item No. 51571



SOUTHERN
Item No. 51572

STEAM LOCOMOTIVES

N

SCALE

NORTHERN 4-8-4 & 52' TENDER with OPERATING HEADLIGHT

Performs best on 11.25" radius curves or greater.

Suggested price: \$175.00

- *E-Z Mate*® Mark II coupler on tender




SANTA FE #2910
Item No. 58153

USRA 0-6-0 SWITCHER & TENDER

Performs best on 11.25" radius curves or greater.

Suggested price: \$99.00 each



UNION PACIFIC® #4425
Item No. 50561



JERSEY CENTRAL #106
Item No. 50565



SANTA FE #2039
Item No. 50566



PAINTED, UNLETTERED - BLACK
Item No. 50598

4-4-0 AMERICAN & TENDER

Performs best on 11.25" radius curves or greater.

Suggested price: \$119.00 each



UNION PACIFIC® #119
Item No. 51151



SANTA FE #91
Item No. 51152

GG-1 ELECTRIC (DCC SOUND VALUE-EQUIPPED)

Performs best on 11.25" radius curves or greater.

Suggested price: \$399.00 each

This DCC sound-equipped model with die-cast frame includes our Sound Value *SoundTraxx*® sound package with prototypical motors with blowers, pantograph extension and retraction, air compressors, short and long horns, and bell—all in 16-bit polyphonic sound.



PRR #4807 – BRUNSWICK GREEN SINGLE STRIPE
Item No. 65351



PRR #4913 – TUSCAN RED 5 STRIPE
Item No. 65352



**PRR #4935 – “BLACK JACK”
BRUNSWICK GREEN 5 STRIPE**
Item No. 65353



PRR #4872 – SILVER with RED STRIPE “CONGRESSIONAL”
Item No. 65354



PENN CENTRAL #4853 – BLACK with WHITE LETTERING
Item No. 65355

GG-1 ELECTRIC (DCC READY)


Performs best on 11.25" radius curves or greater.

Suggested price: \$349.00 each

This DCC-ready model with die-cast frame has space for DCC decoder installation of your choice.



PRR #4912 – BRUNSWICK GREEN SINGLE STRIPE
Item No. 65251



PRR #4876 – TUSCAN RED 5 STRIPE
Item No. 65252



PRR #4842 – BRUNSWICK GREEN 5 STRIPE
Item No. 65253



**PRR #4866 – SILVER with RED STRIPE
“CONGRESSIONAL”**
Item No. 65254



**PENN CENTRAL #4882 – BLACK
with WHITE LETTERING**
Item No. 65255

DIESEL LOCOMOTIVES

N

SCALE


EMD SD9 DIESEL LOCOMOTIVE (DCC ECONAMI™ SOUND VALUE-EQUIPPED)

Performs best on 11.25" radius curves or greater.


Suggested price: \$249.00 each



With its six axles providing a smoother ride, the EMD SD9 proved popular with a variety of railroads. Manufactured in the late '50s, some are still running today on tourist lines. Bachmann's model comes with the Econami™ SoundTraxx® DCC sound decoder. Factory set for EMD SD9 realism, the diesel package also offers a choice of 5 prime movers, 16 airhorns, multiple variations of 7 bell types, 2 air compressors, and 3 couplers plus a function-activated grade-crossing signal—all in 16-bit polyphonic sound. Econami™ includes adjustable auto-notching sensitivity for prototypical operation, adjustable master volume and individual sound effect volume levels, advanced consistng, and more.




SOUTHERN PACIFIC #5472
(Black Widow; illustration shown)
Item No. 62351




PRR #7607
(illustration shown)
Item No. 62352



NORFOLK AND WESTERN #2346
(illustration shown)
Item No. 62353



RIO GRANDE™ #5307
(illustration shown)
Item No. 62354



DM&IR #116
(illustration shown)
Item No. 62355



ALL PRODUCTS ON THESE PAGES
EQUIPPED WITH BODY-MOUNTED
E-Z MATE™ MARK II COUPLERS

GE DASH 8-40CW DIESEL LOCOMOTIVE
(DCC ECONAMI™ SOUND VALUE-EQUIPPED)

Performs best on 11.25" radius curves or greater.

Suggested price: \$319.00 each



This wide cab-style locomotive was originally offered by General Electric as an option for the Dash 8-40C, later becoming the standard for their series of contemporary freight locomotives. Bachmann's model comes with the *Econami™ SoundTraxx®* DCC sound decoder. Factory set for Dash-40CW realism, the diesel package also offers a choice of 5 prime movers, 16 airhorns, multiple variations of 7 bell types, 2 air compressors, and 3 couplers plus a function-activated grade-crossing signal—all in 16-bit polyphonic sound. *Econami™* includes adjustable auto-notching sensitivity for prototypical operation, adjustable master volume and individual sound effect volume levels, advanced consist, and more.



UNION PACIFIC® #9363
 Item No. 67351

NEW



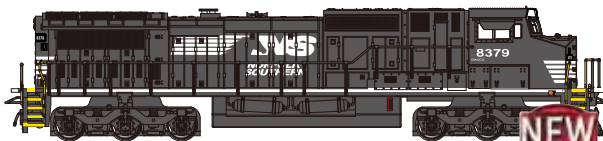
SANTA FE® #879
 Item No. 67352

NEW



CSX® #7369 - HTM
(illustration shown)
 Item No. 67353

NEW



NORFOLK SOUTHERN® #8379
(Thoroughbred; illustration shown)
 Item No. 67354

NEW



CANADIAN NATIONAL® #2162
(illustration shown)
 Item No. 67355

NEW



ALL PRODUCTS ON THESE PAGES
 EQUIPPED WITH BODY-MOUNTED
 E-Z MATE® MARK II COUPLERS

DIESEL LOCOMOTIVES

N

SCALE

EMD SD45 DIESEL LOCOMOTIVE (DCC SOUND VALUE-EQUIPPED)

Performs best on 11.25" radius curves or greater.

Suggested price: \$249.00 each

This DCC sound-equipped EMD SD45 Diesel includes our Sound Value *SoundTraxx*® diesel sound package with prototypical prime mover, 3 air horns, and bell—all in 16-bit polyphonic sound. The “special duty” SD45, a 3600-HP prime mover with a V-20 engine and six-axle trucks for superior tractive effort, embodied the latest technological advances of its day. Following EMD’s lead in the pursuit of cutting-edge technology, we’re proud to offer this N scale sound-equipped locomotive.



ERIE LACKAWANNA #3619
Item No. 66451



PENNSYLVANIA RAILROAD #6144
Item No. 66452



RIO GRANDE™ #5336
(large Flying Grande)
Item No. 66453



SANTA FE #5320
Item No. 66454



NORTHERN PACIFIC #3612
Item No. 66455



READING #7601
(HO model shown for illustrative purposes)
Item No. 66456



CSX TRANSPORTATION #8938
(illustration shown)
Item No. 66457



EMD GP40 with OPERATING HEADLIGHTS

Performs best on 11.25" radius curves or greater.

Suggested price: \$79.00 each

- upgraded tooling
- directional headlights



ALASKA #3008
(with dynamic brakes)
Item No. 63558



CONRAIL
(with dynamic brakes)
Item No. 63556



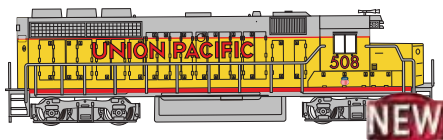
ALASKA #3008
(with dynamic brakes)
Item No. 63558



CSX® #4451 - HTM
(with dynamic brakes)
Item No. 63560



MKT #245
(with dynamic brakes)
Item No. 63561




UNION PACIFIC® #508
(without dynamic brakes, new roadnumber; illustration shown)
Item No. 63562



SANTA FE #3808
(with dynamic brakes; new roadnumber)
Item No. 63563



ALL PRODUCTS ON THESE PAGES
EQUIPPED WITH BODY-MOUNTED
E-Z MATE® MARK II COUPLERS



BOSTON & MAINE #313
(without dynamic brakes)
Item No. 63564

ALCO RS-3 (DCC EQUIPPED)

Performs best on 11.25" radius curves or greater.

Suggested price: \$159.00 each



Introduced in 1950, the all-purpose, 1600-HSP RS-3 diesel locomotive had the stamina and strength for freight and passenger service yet was agile enough for yard work. With its rugged, dependable design, it's no wonder that many of these RS-3 locomotives are still working today on short lines, tourist lines, and hauling freight. Bachmann's DCC-equipped model adds digital control and versatility to your stable of locomotives.

Features include:

- DCC-equipped for speed, direction, and lighting
- dual-mode NMRA-compliant decoder
- eight-wheel drive
- precision can motor
- dual, precision-balanced brass flywheels
- die-cast chassis
- finescale handrails
- blackened nickel silver wheels
- detailed exhaust stack and fan
- prototype-specific headlights
- NMRA wheel profile
- E-Z Mate® Mark II couplers



ALL PRODUCTS ON THESE PAGES
EQUIPPED WITH BODY-MOUNTED
E-Z MATE® MARK II COUPLERS



SOUTHERN #2137
Item No. 64254



PENNSYLVANIA #5604
Item No. 64255



BOSTON & MAINE #1505
Item No. 64257



SEABOARD® #1633
Item No. 64258



DELAWARE & HUDSON #4103
Item No. 64259

EMD F7-A DIESEL LOCOMOTIVE (DCC-EQUIPPED)

Performs best on 11.25" radius curves or greater.

Suggested price: \$129.00 each

This "bulldog" is DCC-equipped for speed, direction, and lighting; updated drivetrain; precision motor; operating LED headlight in A unit; teardrop windows; die-cast chassis; all-wheel pickup; and *E-Z Mate*® Mark II couplers.



BALTIMORE & OHIO®
Item No. 63751



GREAT NORTHERN
Item No. 63752



NORFOLK SOUTHERN
Item No. 63753



ERIE LACKAWANNA
Item No. 63754

EMD F7-B DIESEL LOCOMOTIVE (DCC-EQUIPPED)

Performs best on 11.25" radius curves or greater.

Suggested price: \$129.00 each

This "bulldog" is DCC-equipped for speed and direction; updated drivetrain; precision motor; die-cast chassis; all-wheel pickup; and *E-Z Mate*® Mark II couplers.



BALTIMORE & OHIO®
Item No. 63851



GREAT NORTHERN
Item No. 63852



**ALL PRODUCTS ON THESE PAGES
EQUIPPED WITH BODY-MOUNTED
E-Z MATE® MARK II COUPLERS**



NORFOLK SOUTHERN
Item No. 63853



ERIE LACKAWANNA
Item No. 63854

S4 DIESEL LOCOMOTIVE (DCC EQUIPPED)

Performs best on 11.25" radius curves or greater.

Suggested price: \$149.00 each

DCC-equipped for speed, direction, and lighting; operating dual directional headlights; die-cast frame; and *E-Z Mate*® Mark II couplers.



WESTERN MARYLAND® #145
(speed lettering)
Item No. 63151



SOUTHERN PACIFIC™ #1466
Item No. 63152



**NEW YORK CENTRAL
SYSTEM P&E #8662**
Item No. 63153



ATSF #1528
(zebra stripe)
Item No. 63154



UNION PACIFIC® #1156
(Dependable Transportation)
Item No. 63155

GE 70-TON DIESEL (DCC EQUIPPED)

Performs best on 7" radius curves or greater.

Suggested price: \$149.00 each

Promoted as "middleweight power with a heavyweight punch," the *GE 70-Ton Diesel* was an economical and efficient choice for branchline, short line, and industrial switching duties. This champ has all its power packed into an N scale version.

Features include:

- DCC-equipped for speed, direction, and lighting
- dual-mode NMRA-compliant decoder
- 8-wheel drive
- precision can motor
- die-cast chassis
- front and rear metal cut levers
- NMRA wheel profile
- *E-Z Mate*® Mark II couplers



PAINTED, UNLETTERED - BLACK
Item No. 82051



PAINTED, UNLETTERED - YELLOW & BLACK
Item No. 82054



BETHLEHEM STEEL
Item No. 82057



**PAINTED, UNLETTERED
ORANGE & CREAM**
Item No. 82058

SPECTRUM®

PETER WITT STREETCAR (DCC-EQUIPPED)

Performs best on 9" radius curves or greater.

Suggested price: \$185.00 each

This distinctive streetcar with its innovative exit-only center door boasts superfine detailing with realistic LED headlight and stop light.

Features include:

- DCC-equipped for speed, direction, and lighting
- dual-mode NMRA-compliant decoder
- eight-wheel drive
- precision can motor
- LED headlight and stop light
- hidden drive train and electronics
- photo-etched brass safety screen per prototype

Spectrum

DCC[®]
ON BOARD



CHICAGO SURFACE LINES
Item No. 84652



BROOKLYN & QUEENS TRANSIT
Item No. 84653



BALTIMORE TRANSIT CO.
Item No. 84654



LOS ANGELES RAILWAY
Item No. 84655



ST. LOUIS RAILWAYS
Item No. 84656

STREETCARS AND TROLLEYS



PCC STREETCAR with OPERATING HEADLIGHT and 8 WHEEL DRIVE
Performs best on 11.25" radius curves or greater.

Suggested price: \$65.00 each



ST. LOUIS RAILWAYS
Item No. 62994



PTC® - GREEN & CREAM
(officially licensed by SEPTA)
Item No. 62995



PHILADELPHIA - SEPTA®
(officially licensed by SEPTA)
Item No. 62997



PTC® - SILVER & CREAM
(officially licensed by SEPTA)
Item No. 62999

BRILL TROLLEY with OPERATING HEADLIGHT and 8 WHEEL DRIVE
Performs best on 11.25" radius curves or greater.

Suggested price: \$65.00 each



CHRISTMAS
Item No. 61085



NEW ORLEANS
(Desire St.)
Item No. 61086



CHICAGO
Item No. 61091



GREEN
Item No. 61093

72' SMOOTH-SIDE BAGGAGE CAR

Suggested price: \$49.00 each

All new tooling.



PRR
Item No. 14451



NORFOLK & WESTERN
Item No. 14452



B&O®
Item No. 14453



UNION PACIFIC®
Item No. 14454



NEW YORK CENTRAL®
Item No. 14455



85' SMOOTH-SIDE COACH with INTERIOR LIGHTING

Suggested price: \$59.00 each

All new tooling. Lighted interior.



PRR
Item No. 14251



NORFOLK & WESTERN
Item No. 14252



B&O®
Item No. 14253

85' SMOOTH-SIDE OBSERVATION CAR with INTERIOR LIGHTING

Suggested price: \$59.00 each


All new tooling. Lighted interior.



PRR
Item No. 14351



NORFOLK & WESTERN
Item No. 14352



B&O®
Item No. 14353



UNION PACIFIC®
Item No. 14354



NEW YORK CENTRAL®
Item No. 14355



85' SMOOTH-SIDE COACH with INTERIOR LIGHTING (continued)



UNION PACIFIC®
Item No. 14254



NEW YORK CENTRAL®
Item No. 14255



ALL PRODUCTS ON THESE PAGES
EQUIPPED WITH BODY-MOUNTED
E-Z MATE® MARK II COUPLERS

72' STREAMLINE FLUTED 2-DOOR BAGGAGE CAR

Suggested price: \$49.00 each



PRR
Item No. 14652



SANTA FE
Item No. 14651



UNLETTERED ALUMINUM
Item No. 14654




B&O®
Item No. 14653



85' STREAMLINE FLUTED COACH with LIGHTED INTERIOR

Suggested price: \$59.00 each



PRR
Item No. 14752



SANTA FE
Item No. 14751



B&O®
Item No. 14753



UNLETTERED ALUMINUM
Item No. 14754



ALL PRODUCTS ON THESE PAGES
EQUIPPED WITH BODY-MOUNTED
E-Z MATE® MARK II COUPLERS

85' STREAMLINE FLUTED OBSERVATION CAR
with LIGHTED INTERIOR

Suggested price: \$59.00 each




SANTA FE
Item No. 14551



PRR
Item No. 14552



B&O®
Item No. 14553




UNLETTERED ALUMINUM
Item No. 14554

72' HEAVYWEIGHT COACH with LIGHTED INTERIOR


Suggested price: \$79.00 each



SANTA FE
Item No. 13751



B&O®
Item No. 13753



NYC®
Item No. 13754




UNION PACIFIC®
Item No. 13755



JACKSON SHARP OPEN-SIDED EXCURSION CAR


Suggested price: \$47.00 each



**PAINTED, UNLETTERED
GREEN & RED**
Item No. 19396



**PAINTED, UNLETTERED
RED & BROWN**
Item No. 19399



**PAINTED, UNLETTERED
BURGUNDY & BLACK**
Item No. 19397



PS-2 THREE-BAY COVERED HOPPER

Suggested price: \$35.00 each

New & existing tooling.



FRISCO
Item No. 73855




SOUTHERN
Item No. 73851



SOUTHERN PACIFIC
Item No. 73853



NEW YORK CENTRAL®
Item No. 73856



UNION PACIFIC®
(silver with red lettering)
Item No. 73857

ACF 56' 4-BAY CENTER-FLOW HOPPER

Suggested price: \$29.00 each



SANTA FE
Item No. 17551



NYC®
Item No. 17552



CP RAIL
Item No. 17555



KCS #286476
(new roadnumber)
Item No. 17556



CSX® #256436
(new roadnumber)
Item No. 17557



CHICAGO & NORTH WESTERN
(illustration shown)
Item No. 17558



Have a question? You can "Ask the Bach Man" on our message board at www.bachmantrains.com!



ALL PRODUCTS ON THESE PAGES
EQUIPPED WITH BODY-MOUNTED
E-Z MATE® MARK II COUPLERS

CANADIAN 4-BAY CYLINDRICAL GRAIN HOPPER

Suggested price: \$26.00 each



CANADIAN NATIONAL - DEMONSTRATOR
Item No. 19151



SANTA FE
Item No. 19152



**SASKATCHEWAN
WHEAT HERALD**
Item No. 19153



GOVERNMENT OF CANADA - RED
Item No. 19154



ALBERTA - EDMONTON
Item No. 19155



POTASH
Item No. 19156



ALL PRODUCTS ON THESE PAGES
EQUIPPED WITH BODY-MOUNTED
E-Z MATE[®] MARK II COUPLERS

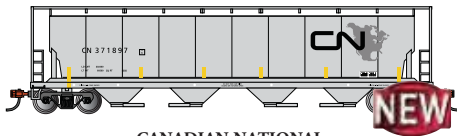
CANADIAN 4-BAY CYLINDRICAL GRAIN HOPPER (continued)



POTACAN
Item No. 19157



ALBERTA - VERMILLION RIVER
(illustration shown)
Item No. 19158



CANADIAN NATIONAL
NORTH AMERICAN LOGO
(illustration shown)
Item No. 19159



CANADIAN NATIONAL
Item No. 19163



CP RAIL
Item No. 19177



CANADA GRAIN
Item No. 19181



GOVERNMENT OF CANADA
Item No. 19184




HERITAGE FUND
Item No. 19189

USRA 55-TON 2-BAY HOPPER

Suggested price: \$33.00 each



WESTERN MARYLAND®
(speed lettering)
Item No. 19552



CLINCHFIELD
Item No. 19554



CHESAPEAKE & OHIO®
Item No. 19555



BALTIMORE & OHIO® #723046
(new roadnumber)
Item No. 19556



WADDELL COAL #101
Item No. 19557



PENNSYLVANIA #705934
(Tuscan red, new roadnumber)
Item No. 19558



BURLINGTON
(O scale model shown for illustrative purposes)
Item No. 19559



LOUISVILLE & NASHVILLE
(Dixie Line; illustration shown)
Item No. 19560



ALL PRODUCTS ON THESE PAGES
EQUIPPED WITH BODY-MOUNTED
E-Z MATE® MARK II COUPLERS

OLD-TIME BOX CAR

Suggested price: \$29.00 each

New body-mounted couplers.



UNION PACIFIC®
(HO model shown for illustrative purposes.)
Item No. 15651



PENNSYLVANIA LINES
(HO model shown for illustrative purposes.)
Item No. 15652



NORTHERN CENTRAL
(HO illustration shown)
Item No. 15653



WESTERN & ATLANTIC
(HO illustration shown)
Item No. 15654

50' PLUG DOOR BOX CAR

Suggested price: \$34.00 each



SANTA FE
Item No. 71052



PENNSYLVANIA RAILROAD
Item No. 71064



NEW YORK CENTRAL®
Item No. 71070



CP RAIL
Item No. 71077



NEW HAVEN
Item No. 71083

ACF 50'6" OUTSIDE BRACED SLIDING DOOR BOX CAR

Suggested price: \$32.00 each

Operating sliding doors, 100-ton roller-bearing trucks, metal wheels, prototypical graphics, detailed underframe and optional tack boards included.



RAIL BOX
Item No. 19651



MIDDLETOWN & NEW JERSEY
Item No. 19653



BURLINGTON NORTHERN
Item No. 19656



MONTANA RAIL LINK
Item No. 19657



NORFOLK SOUTHERN
Item No. 19658



McCLOUD RIVER
Item No. 19660



MAINE CENTRAL
Item No. 19661



PENN CENTRAL
Item No. 19662



**BODY-MOUNTED
E-Z MATE®
MARK II COUPLERS**

50' SLIDING DOOR BOX CAR

Suggested price: \$35.00 each

Operating sliding doors, metal wheels, and detailed underframe with separate brake rigging.



BODY-MOUNTED
E-Z MATE™
MARK II COUPLERS



CENTRAL OF GEORGIA
(football scheme; with roof walk)
Item No. 19451



SANTA FE
(with roof walk)
Item No. 19454



UNION PACIFIC®
(without roof walk)
Item No. 19455



RIO GRANDE™
(with roof walk)
Item No. 19456




PRR - MERCHANDISE SERVICE
(with roof walk)
Item No. 19457



ATLANTIC COAST LINE
(with roof walk)
Item No. 19458



PENNSYLVANIA
(with roof walk)
Item No. 19459



WESTERN MARYLAND
(with roof walk; speed lettering)
Item No. 19460



READING
(with roof walk)
Item No. 19461

AAR 40' STEEL BOX CAR

Suggested price: \$28.00 each



UP - AUTOMATED RAILWAY
Item No. 17053



TORONTO, HAMILTON & BUFFALO
Item No. 17055



BANGOR & AROOSTOOK
Item No. 17056



BALTIMORE & OHIO® TIMESAVER
Item No. 17057



NEW YORK, SUSQUEHANNA & WESTERN
(Suzy Q)
Item No. 17058



GREAT NORTHERN
Item No. 17059



MISSOURI PACIFIC "Herbie"
Item No. 17060



PRR #92419 - MERCHANDISE SERVICE
(new roadnumber)
Item No. 17061



WESTERN PACIFIC™
(Feather Car; illustration shown)
Item No. 17062



WABASH
(blue; illustration shown)
Item No. 17063

ROLLING STOCK

N

SCALE



40' WOOD-SIDE REEFER

Suggested price: \$37.00 each

New and existing tooling.



UNION/SOO LINE
Item No. 19851



PACIFIC FRUIT EXPRESS
Item No. 19852



MERCHANT'S DESPATCH
Item No. 19853



AMERICAN REFRIGERATOR TRANSIT COMPANY
Item No. 19854



PURE CARBONIC COMPANY
Item No. 19855

ACF 50' STEEL REEFER

Suggested price: \$32.00 each



ALL PRODUCTS ON THESE PAGES
EQUIPPED WITH BODY-MOUNTED
E-Z MATE™ MARK II COUPLERS



TROPICANA - WHITE & GREEN
Item No. 17954



AMERICAN REFRIGERATOR TRANSIT CO.
Item No. 17955



TROPICANA - ORANGE
Item No. 17956



RAILWAY EXPRESS
(HO model shown for illustrative purposes)
Item No. 17957



CHICAGO & NORTHWESTERN
(HO model shown for illustrative purposes)
Item No. 17958



CANADIAN PACIFIC
(HO model shown for illustrative purposes)
Item No. 17959



ACF 36'6" 10,000-GALLON SINGLE-DOME TANK CAR

Suggested price: \$27.00 each

Features include:

- separate handrails and ladders
- detailed brake rigging, air cylinders, and brake wheel



BODY-MOUNTED
E-Z MATE®
MARK II COUPLERS



CLARK
Item No. 17857



QUAKER STATE
Item No. 17858



ALLEGHENY REFINING
Item No. 17861



SPARTON OIL #8757
(new roadnumber)
Item No. 17862



ATLANTIC COAST LINE
Item No. 17863



UNION PACIFIC® - POTABLE WATER
Item No. 17864



TEXACO #6301
(new roadnumber)
Item No. 17865



C. F. SIMONIN'S SONS #20003
(new roadnumber)
Item No. 17866



ROLLING STOCK

N

SCALE

3-DOME TANK CAR

Suggested price: \$29.00 each



BODY-MOUNTED
E-Z MATE®
MARK II COUPLERS



PHILADELPHIA QUARTZ CO.
Item No. 17151



CHEMCELL
Item No. 17152



NORTHERN CALIFORNIA WINERIES
Item No. 17153



TRANSCONTINENTAL OIL CO.
Item No. 17154



CARBIDE AND CARBON CHEMICALS
Item No. 17155



COOK PAINT & VARNISH CO.
Item No. 17156

52'6" FLAT CAR with 35' RIBBED PIGGYBACK TRAILER

Suggested price: \$52.00 each

The 52'6" Flat Car has ramps that you can lift up and down and body-mounted *E-Z Mate*® Mark II couplers. The removable 35' Piggyback Trailer features graphics to correspond with the prototype. Optional set of Rapido couplers included.



SANTA FE with NAVAJO FREIGHT LINES TRAILER
Item No. 16751



BALTIMORE & OHIO® with REA TRAILER
Item No. 16752



NEW YORK CENTRAL® with NYC® TRAILER
Item No. 16753



READING with READING TRAILER
Item No. 16754



ATLANTIC COAST LINE with YALE TRAILER
Item No. 16755




WESTERN MARYLAND® with WESTERN MARYLAND® TRAILER
Item No. 16756

52' CENTER-DEPRESSED FLAT CAR



with MISSILE
Item No. 71391 • Suggested price: \$30.00



with BOILER
Item No. 71395 • Suggested price: \$27.00



OLIVE DRAB MILITARY with MISSILE
Item No. 71396 • Suggested price: \$30.00



DESERT MILITARY with MISSILE
Item No. 71397 • Suggested price: \$30.00



with NO LOAD
Item No. 71399 • Suggested price: \$23.00



ORE CAR

Suggested price: \$33.00 each

All new tooling.



UNION PACIFIC®
Item No. 18651



CP RAIL
(Multimark)
Item No. 18652



DULUTH, MISSABE & IRON RANGE
MINERAL RED
Item No. 18653



PENNSYLVANIA - TUSCAN RED
Item No. 18654




PENNSYLVANIA - BLACK
Item No. 18655

ACF 40' LOG CAR (diecast)


Suggested price: \$35.00 each



**ALL PRODUCTS ON THESE PAGES
EQUIPPED WITH BODY-MOUNTED
E-Z MATE® MARK II COUPLERS**



1906 - 1935 VERSION
Item No. 18351




1935 - 1960 VERSION
Item No. 18352


OLD-TIME CABOOSE

Suggested price: \$25.00 each

New body-mounted couplers.




UNION PACIFIC®
(HO illustration shown)
Item No. 15751



CENTRAL PACIFIC
(HO illustration shown)
Item No. 15752



SANTA FE
(HO illustration shown)
Item No. 15753



PENNSYLVANIA LINES
(HO illustration shown)
Item No. 15754

36' WIDE-VISION CABOOSE

Suggested price: \$21.00 each



SANTA FE #999771
(new roadnumber)
Item No. 70754



CSX® #3180
(new roadnumber)
Item No. 70755



NORFOLK SOUTHERN #X501
Item No. 70756



NORFOLK and WESTERN
Item No. 70792

NORTHEAST STEEL CABOOSE

Suggested price: \$30.00 each



PAINTED, UNLETTERED - CABOOSE RED
Item No. 16856



READING #94070
Item No. 16857



LEHIGH VALLEY #95004
Item No. 16858



WESTERN MARYLAND® #1863
(speed lettering)
Item No. 16859



BOSTON & MAINE
Item No. 16860



DELAWARE & HUDSON
Item No. 16861



NORFOLK and WESTERN - BLUE #500838
Item No. 16863



NEW HAVEN #C-543
Item No. 16864



NORFOLK and WESTERN - RED #500825
(new roadnumber)
Item No. 16865

NEW



ALL PRODUCTS ON THESE PAGES
EQUIPPED WITH BODY-MOUNTED
E-Z MATE® MARK II COUPLERS

**PLUG-IN 10' POWER
EXTENSION WIRE - RED**

Item No. 44498
Suggested price: \$12.50
(1/card)



**PLUG-IN 10' REMOTE
SWITCH EXTENSION
WIRE - GREEN**

Item No. 44598
Suggested price: \$16.50
(1/card)



**QUARTER SECTION
11.25" RADIUS
CURVED TRACK**

Item No. 44831
Suggested price: \$10.50
(6/card)



**HALF SECTION
11.25" RADIUS
CURVED TRACK**

Item No. 44821
Suggested price: \$15.00
(6/card)



**11.25" RADIUS
CURVED TRACK**

Item No. 44801
Suggested price: \$15.00
(6/card)



*6 pieces
of track
make up
one half
(180°)
of an
11.25"
radius
circle.*

**11.25" RADIUS
TERMINAL RERAILER
with WIRE**

Item No. 44802
Suggested price: \$10.25
(1/card)



**QUARTER SECTION
12.50" RADIUS
CURVED TRACK**

Item No. 44832
Suggested price: \$11.50
(6/card)



**HALF SECTION
12.50" RADIUS
CURVED TRACK**

Item No. 44822
Suggested price: \$15.50
(6/card)



**12.50" RADIUS
CURVED TRACK**

Item No. 44852
Suggested price: \$20.00
(6/card)



**QUARTER SECTION
14" RADIUS
CURVED TRACK**

Item No. 44833
Suggested price: \$15.00
(6/card)



**HALF SECTION
14" RADIUS
CURVED TRACK**

Item No. 44823
Suggested price: \$15.50
(6/card)



**14" RADIUS
CURVED TRACK**

Item No. 44853
Suggested price: \$21.50
(6/card)



**QUARTER SECTION
15.50" RADIUS
CURVED TRACK**

Item No. 44834
Suggested price: \$15.00
(6/card)



**HALF SECTION
15.50" RADIUS
CURVED TRACK**

Item No. 44824
Suggested price: \$17.75
(6/card)



**15.50" RADIUS
CURVED TRACK**

Item No. 44854
Suggested price: \$21.50
(6/card)



**QUARTER SECTION
17.50" RADIUS
CURVED TRACK**
Item No. 44835
Suggested price: \$14.25
(6/card)



**HALF SECTION
17.50" RADIUS
CURVED TRACK**
Item No. 44825
Suggested price: \$15.50
(6/card)



**17.50" RADIUS
CURVED TRACK**
Item No. 44855
Suggested price: \$18.00
(6/card)



**QUARTER SECTION
19" RADIUS
CURVED TRACK**
Item No. 44836
Suggested price: \$10.50
(6/card)



**HALF SECTION
19" RADIUS
CURVED TRACK**
Item No. 44856
Suggested price: \$14.25
(6/card)



**19" RADIUS
CURVED TRACK**
Item No. 44804
Suggested price: \$21.75
(6/card)



6 pieces of track make up one quarter (90°) of a 19" radius circle.

**ASSORTED SHORT
CONNECTOR SECTIONS**
(two each .75", .875", 1.125", and 1.5" per card)
Item No. 44899
Suggested price: \$17.50



**ASSORTED SECTIONS
STRAIGHT TRACK**
(two each 4.50", 2.25", and 1.125" per card)
Item No. 44829
Suggested price: \$27.50



5" STRAIGHT TRACK
Item No. 44811
Suggested price: \$15.00
(6/card)



10" STRAIGHT TRACK
Item No. 44815
Suggested price: \$25.00
(6/card)



**10" STRAIGHT
TERMINAL RERAILER
with WIRE**
Item No. 44820
Suggested price: \$11.50
(1/card)



**10" STRAIGHT with
UNDER-TRACK
TERMINAL**
Item No. 44897
Suggested price: \$12.50
(1/card)



30 DEGREE CROSSING
Item No. 44840
Suggested price: \$24.00
(1/card)

This 30 Degree Crossing is the centerpiece of a basic "Figure 8" track configuration.

To make a 46.5" x 24" Figure 8 you also need: 21 pieces of 11.25" Radius Curved Track, 1 piece 11.25" Radius Curved Rerailer and 4 pieces 2.25" Straight Track.



45 DEGREE CROSSING
Item No. 44843
Suggested price: \$24.00
(1/card)



60 DEGREE CROSSING
Item No. 44842
Suggested price: \$24.00
(1/card)



All analog turnouts (non-DCC) require 16V AC or DC accessory power supply for operation.

90 DEGREE CROSSING

Item No. 44841
Suggested price: \$24.00
(1/card)



This 90 Degree Crossing can be used to create a basic Figure 8. To make a 54" x 23.5" Figure 8 you also need: 17 pieces 11.25" radius curved track, 1 piece 11.25" radius curved terminal rerailer, and 4 pieces 10" straight track.

REMOTE TURNOUT - LEFT

Item No. 44861
Suggested price: \$41.00
(1/card)



REMOTE TURNOUT - RIGHT

Item No. 44862
Suggested price: \$41.00
(1/card)



#4 TURNOUT - LEFT

Item No. 44863
Suggested price: \$54.00
(1/card)



#4 TURNOUT - RIGHT

Item No. 44864
Suggested price: \$54.00
(1/card)



#6 TURNOUT - LEFT

Item No. 44859
Suggested price: \$60.00
(1/card)



#6 TURNOUT - RIGHT

Item No. 44860
Suggested price: \$60.00
(1/card)



#6 SINGLE CROSSOVER TURNOUT - LEFT

Item No. 44875
Suggested price: \$112.00
(1/card)



#6 SINGLE CROSSOVER TURNOUT - RIGHT

Item No. 44876
Suggested price: \$112.00
(1/card)



HAYES BUMPERS

Item No. 44891
Suggested price: \$18.75
(2/card)



BULK NICKEL SILVER/GRAY ROADBED E-Z TRACK® (BY THE CARTON)

Item No. 44880	11.25" RADIUS CURVED TRACK - BULK (50 pieces per carton)	\$112.00
Item No. 44881	5" STRAIGHT TRACK - BULK (50 pieces per carton)	\$112.00
Item No. 44882	10" STRAIGHT TRACK - BULK (50 pieces per carton)	\$175.00
Item No. 44884	19" RADIUS CURVED TRACK - BULK (50 pieces per carton)	\$119.00
Item No. 44887	30" STRAIGHT TRACK - BULK (25 pieces per carton)	\$390.00

**NICKEL SILVER E-Z TRACK®
EXPANDER SET**

Item No. 44893 • Suggested price: \$153.00

With the *E-Z Track*® Expander Set, you can add to the track included with our train sets or create new configurations of turnouts, branchlines, and double-track mainlines on your existing railroad. *E-Z Track*® lets you enjoy quick, easy assembly on floors, tables, and carpets without the need for special tools or fasteners.

Set contains:

- 4 pieces 11.25" radius curved track
- 4 pieces 5" straight track
- 1 remote turnout-left
- 1 remote turnout-right
- 2 Hayes bumpers
- power wire



**NICKEL SILVER E-Z TRACK®
FIGURE 8 TRACK PACK**

Item No. 44878 • Suggested price: \$92.00

Includes all the *E-Z Track*® you need to create a complete 54" x 23.5" Figure 8.

Set contains:

- 17 pieces 11.25" radius curved track
- 1 piece 11.25" radius curved terminal rerailer
- 4 pieces 10" straight track
- 90 degree crossing
- power wire



16-PIECE E-Z TRACK® GRADUATED PIER SET
(1/8" vertical clearance under the tallest pier)
Item No. 44871 • Suggested price: \$27.00



8-PIECE E-Z TRACK® TALL PIER SET
(1/8" vertical clearance)
Item No. 44872 • Suggested price: \$23.50

NICKEL SILVER *WORLD'S GREATEST HOBBY*® FIRST RAILROAD TRACK PACK

Item No. 44896 • Suggested price: \$259.00

It's never been easier to get started in model railroading! *Our World's Greatest Hobby® First Railroad Track Pack* contains all the track you need to build a 56" x 28" N scale track layout (shown at right). Also included is a copy of the DVD, *Building Your First Model Railroad*. Hosted by actor and model railroad enthusiast Michael Gross, this video features the construction of an HO scale model railroad with hints and tips that apply to every scale. Get on track for fun with the World's Greatest Hobby!

This 47-piece First Railroad Track Pack includes:

• Building Your First Model Railroad DVD, hosted by actor and model railroad enthusiast Michael Gross. (*This video features the construction of an HO model railroad with hints and tips that apply to every scale.*)

- twenty 11.25" curves
- nine 5" straights
- one 10" straight terminal reailer
- four turnout controllers
- two Hayes bumpers
- two remote turnouts – left
- two remote turnouts – right
- four switch extension wires
- one red 10' extension wire
- two red power connection wires



MAGNET with BRAKEMAN FIGURE
Item No. 78998 • Suggested price: \$7.50

E-Z® RAILER

Item No. 44892 • Suggested price: \$3.25

Lets you simply slide your N scale trains onto the track.
Compatible with all N scale track systems.



**NICKEL SILVER E-Z TRACK®
AUTO-REVERSING SYSTEM**

Item No. 44847 • Suggested price: \$189.00

Featuring our electronic auto-reversing *E-Z Track*®, this track set is the perfect solution for point-to-point passenger and freight transit on your layout. With a variable speed controller, you can determine the rate of travel and bring your town or city to life! Add-on track sections are also available separately (Item Nos. 44848 & 44849).

The Nickel Silver E-Z Track® Auto-Reversing Track System includes:

- 4 pieces of 5" straight auto-reversing *E-Z Track*®
- 4 pieces of 11.25" radius curved auto-reversing *E-Z Track*®
- 2 pieces of 5" straight *E-Z Track*®
- 2 Hayes bumpers
- power pack and variable speed controller
- illustrated instructions



**ELECTRONIC AUTO-REVERSING
NICKEL SILVER E-Z TRACK®**

You can expand your point-to-point rail system with Electronic Auto-Reversing Nickel Silver *E-Z Track*®. Available in 5" straight sections and 11.25" radius curved sections, this electronically equipped track is specifically designed for the open-end track configuration of our auto-reversing track system, allowing you to go virtually anywhere in your layout.



**AUTO-REVERSING
5" STRAIGHT**
(6 per card)

Item No. 44848 • Suggested price: \$46.00



**AUTO-REVERSING
11.25" RADIUS CURVED**
(6 per card)

Item No. 44849 • Suggested price: \$46.00

Note: this track will not operate as reversing track unless it is used in conjunction with our N scale auto-reversing track system, Item No. 44847

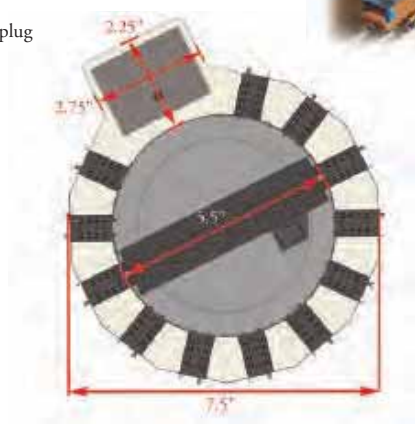
MOTORIZED TURNTABLE

Item No. 46799 • Suggested price: \$169.00

This DCC-ready N scale motorized turntable includes 12 indexed track positions, slow-speed gear drive, and direction control switch for easy operation on your railroad.

Features:

- 12 nickel silver track positions
- DCC-ready with 8-pin dummy plug
- slow-speed gear drive
- spring-loaded direction switch
- turntable indexed to each track section for accurate alignment
- painted maintenance building
- prototypical operator's cabin
- designed for use with Bachmann's E-Z Track®
- easily adaptable to other popular track systems



(Locomotive not included)



E-Z TRACK® CROSSING GATE

Item No. 44879 • Suggested price: \$42.50



FRICTION BEARING FREIGHT TRUCKS
(without wheels)
12 truck pairs per card
Item No. 42534 • Suggested price: \$52.00



ROLLER BEARING FREIGHT TRUCKS
(without wheels)
12 truck pairs per card
Item No. 42535 • Suggested price: \$52.00

MAGNETICALLY OPERATED

E-Z MATE® MARK II COUPLERS with METAL COIL SPRINGS



MAGNETICALLY OPERATED
E-Z MATE® MARK II COUPLERS – LONG
(12 coupler pairs per card)
Item No. 78501 • Suggested price: \$31.00



MAGNETICALLY OPERATED
E-Z MATE® MARK II COUPLERS – MEDIUM
(12 coupler pairs per card)
Item No. 78502 • Suggested price: \$31.00



MAGNETICALLY OPERATED
E-Z MATE® MARK II COUPLERS – SHORT
(12 coupler pairs per card)
Item No. 78503 • Suggested price: \$31.00



Norman Rockwell's American Christmas

an E-Z Track® set with E-Z Mate® couplers

Item No. 25023 • Suggested price: \$399.00

A festive tribute to America's beloved artist, *Norman Rockwell's American Christmas* train displays four classic Rockwell holiday illustrations. From Santa fulfilling a child's wish to a father and son bringing home the tree, each heart-warming scene is charmingly detailed. An instant classic for around the tree, the ready-to-run *Norman Rockwell's American Christmas* is sure to delight the whole family this year...and for many Christmases to come. This ready-to-run train set includes a 2-6-0 steam locomotive with operating headlight and coal tender, lighted combine, lighted observation car, 56" x 38" oval of snap-fit nickel silver E-Z Track®, magnetically operated E-Z Mate® couplers on all cars, power pack and speed controller, and illustrated instruction manual.



**Norman
Rockwell**

Courtesy of the Norman Rockwell Family Agency

56" x 38"
Oval

Auto-Reversing, Battery-Operated  x4

Norman Rockwell's Main Street Christmas Streetcar Set

with electronic auto-reversing nickel silver E-Z Track®

Item No. 25100 • Suggested price: \$275.00

Norman Rockwell's Main Street Christmas boasts a festively decorated Streetcar with a classic Rockwell holiday illustration. This point-to-point set with auto-reversing track will merrily transport passengers back and forth through your Christmas Village scene. Snap-fit track and battery operation make set-up quick and easy on a table, shelf, or mantelpiece. With its festive decorations, headlights, and lighted interior, *Norman Rockwell's Main Street Christmas* is now boarding to wish one and all a very merry Christmas!

Features includes:

- Streetcar with Norman Rockwell illustration, Norman Rockwell passenger image, headlights, and lighted interior
- battery operated for easy table, shelf or mantelpiece set-up (4 AA batteries required for operation; batteries not included)
- 4 pieces of 18" radius curved, auto-reversing E-Z Track®
- 6 pieces of 9" straight, auto-reversing E-Z Track®
- 2 Hayes bumpers
- illustrated instruction manual



Spectrum



Requires four AA batteries for operation (not included).


ELECTRIC AND BATTERY-OPERATED
TRAIN SETS

O_n30
SCALE



Spectrum

SPECTRUM®



**Norman
Rockwell™**
Courtesy of the Norman Rockwell Family Agency



ON30 — O SCALE NARROW GAUGE TRAINS THAT RUN ON HO TRACK

Yuletide Special Delivery

an E-Z Track® set with E-Z Mate® couplers

Item No. 25022 • Suggested price: \$439.00

Making an express run direct from the North Pole, the *Yuletide Special Delivery* is racing to transport its important cargo in time for the holiday festivities. With its load of Yule logs and fresh milk from the North Pole Dairy to keep the eggnog flowing, this merry train will also deliver loads of Christmas cheer. The ready-to-run *Yuletide Special Delivery* comes complete with a 2-6-0 steam locomotive (with operating headlight) and coal tender, tank car, high-sided gondola with wood load, caboose, 56" x 38" oval of nickel silver *E-Z Track®*, magnetically operated *E-Z Mate®* couplers on all cars, power pack and speed controller, and illustrated instruction manual.



White Pass & Yukon

an E-Z Track® set with E-Z Mate® couplers

Item No. 25024 • Suggested price: \$479.00

Born out of the Klondike Gold Rush of the 19th century, the White Pass & Yukon line has ably handled freight and passenger traffic for more than 100 years. Today, the White Pass & Yukon thrives as a heritage railway, affording tourists close-up views of spectacular Alaskan scenery. The ready-to-run *White Pass & Yukon* comes complete with a 2-6-0 locomotive with operating headlight and tender with coal load, lighted combine, coach, and observation cars, 56" x 38" oval of snap-fit nickel silver *E-Z Track®*, magnetically operated *E-Z Mate®* couplers on all cars, power pack and speed controller, and illustrated instruction manual.

NEW

Spectrum





ON30 — O SCALE NARROW GAUGE TRAINS THAT RUN ON HO TRACK

Village Streetcar Set - Christmas

with electronic auto-reversing nickel silver *E-Z Track*®

Performs best on 15" radius curves or greater.

Item No. 25017 • Suggested price: \$279.00

Our Village Streetcar Set features an electronic auto-reversing *E-Z Track*® system that's the perfect solution for point-to-point passenger transit on your layout. With a variable speed controller to determine the rate of travel, you can enjoy the ride while your town or city comes to life!

Features include:

- streetcar with headlights and lighted interior
 - variable speed control
 - 4 pieces of 18" radius curved, auto-reversing *E-Z Track*®
 - 3 pieces of 9" straight, auto-reversing *E-Z Track*®
 - 1 piece of straight *E-Z Track*® with attached station house
- 1 Hayes bumper
 - illustrated instruction manual



ELECTRONIC AUTO-REVERSING NICKEL SILVER *E-Z TRACK*®

Suggested price: See *E-Z Track*® listings in the HO section of this catalog.

You can expand your auto-reversing train set or track system with Electronic Auto-Reversing Nickel Silver *E-Z Track*® sections. Available in 9-inch straight or 18-inch radius curved sections, this electronically equipped track is specifically designed for the open-end track configuration of our auto-reversing track system, allowing you to go virtually anywhere in your layout.



AUTO-REVERSING 9" STRAIGHT
(4 per card)
Item No. 44548



AUTO-REVERSING 18" RADIUS CURVED
(4 per card)
Item No. 44549

Note: this track will not operate as reversing track unless it is used in conjunction with train set numbers 00401, 00402, 25016, 25017, 25100, or with our auto-reversing track system, Item No. 44547

CLOSED STREETCAR

(with headlights and lighted interior)

Performs best on 15" radius curves or greater.

Suggested price: \$109.00 each



CHRISTMAS
Item No. 25127



UNITED TRACTION
Item No. 25128

**0-6-0 STEAM LOCOMOTIVE with METAL GEARS and TENDER
(DCC EQUIPPED AND SOUND READY)**


Performs best on 18" radius curves or greater.

Suggested price: \$399.00 each

Our DCC-equipped model features metal gears and is ready for the addition of 16-bit *Tsunami*® plug-and-play prototypical sound. (Separate-sale Item No. 44959, 0-6-0 Plug-and-Play Sound Module, required for sound-on-board performance.)

Features include:


- sound ready with factory-installed speaker
- DCC equipped for speed, direction, and lighting control
- operating headlight
- completely hidden drive train
- see-through clearance under boiler
- precision motor (with hardened carbon brushes)
- numerous metal detail parts
- finescale pilot
- sprung center axle for superior tracking performance and electrical pickup
- short-coupled tender with coal load
- *E-Z Mate*® Mark II couplers




THREE RIVERS STEEL
(illustration shown)
Item No. 29401



ALLEGHENY IRON WORKS
Item No. 29402



MIDWEST QUARRY
(illustration shown)
Item No. 29403



PAINTED, UNLETTERED
(illustration shown)
Item No. 29404




**On30 0-6-0 PLUG-AND-PLAY
SOUND MODULE**

Item No. 44959 • Suggested price: \$129.00
Provides prototypical 16-bit *SoundTraxx*®
Tsunami® sound when plugged inside our
sound-ready On30 0-6-0.

2-6-0 STEAM LOCOMOTIVE with METAL GEARS and TENDER

(DCC EQUIPPED AND SOUND READY)

Performs best on 18" radius curves or greater.

Suggested price: \$349.00 each

New and existing tooling. This DCC-equipped 2-6-0 features metal gears and is ready for the addition of 16-bit *SoundTraxx*® *Tsunami*® plug-and-play prototypical sound. (Separate-sale Item No. 44957, On30 2-6-0 Plug-and-Play Sound Module, required for sound-on-board performance.)

Features include:

- DCC equipped for speed, direction, and lighting
- sound ready with factory-installed speaker
- dual-mode NMRA-compliant decoder
- operating headlight
- completely hidden drive train
- see-through clearance under boiler
- precision motor (with hardened carbon brushes)
- numerous metal detail parts
- finescale pilot
- sprung center axle for superior tracking performance and electrical pickup
- short-coupled tender with coal load
- *E-Z Mate*® Mark II couplers



DENVER & RIO GRANDE WESTERN™ #138
(green boiler)
Item No. 29301



PAINTED, UNLETTERED – BUMBLE BEE
Item No. 29302



PRR #9684
Item No. 29303



PAINTED, UNLETTERED – BLACK
Item No. 29304

**DCC
ON BOARD**

Spectrum



On30 2-6-0 PLUG-AND-PLAY SOUND MODULE

Item No. 44957 • Suggested price: \$129.00

Provides 16-bit prototypical *SoundTraxx*® *Tsunami*® sound when plugged into the decoder inside our sound-ready On30 2-6-0.

2-6-0 STEAM LOCOMOTIVE and TENDER
Performs best on 18" radius curves or greater.

Suggested price: \$199.00 each

Spectrum

Features include:

- operating headlight
- completely hidden drive train
- see-through clearance under boiler
- precision motor
(with hardened carbon brushes)
- numerous metal detail parts
- finescale pilot
- sprung center axle for superior tracking performance and electrical pickup
- short-coupled tender with coal load
- E-Z Mate® Mark II couplers



CHRISTMAS
Item No. 25227



DENVER & RIO GRANDE WESTERN™ #136
Item No. 25242



WHITE PASS & YUKON #56
Item No. 25250



COLORADO MINING CO. #8
Item No. 25262



ALL PRODUCTS ON THESE PAGES
EQUIPPED WITH BODY-MOUNTED
E-Z MATE® MARK II COUPLERS



SPECTRUM®

BALDWIN 2-4-4-2 ARTICULATED LOCOMOTIVE with TENDER
(DCC EQUIPPED AND SOUND READY)
Performs best on 18" radius curves or greater.

Suggested price: \$565.00 each

Bachmann presents a classic Baldwin design, the 2-4-4-2 articulated, in a DCC-equipped model ready for the addition of 16-bit *Tsunami*® plug-and-play prototypical sound. (Separate-sale Item No. 44952, 2-4-4-2 Plug-and-Play Sound Module, required for sound-on-board performance.)

Features include:

- sound ready with factory-installed speaker
- DCC-equipped for speed, direction and lighting
- dual-mode NMRA-compliant decoder
- all-gear, dual flywheel drive
- constant LED lighting
- detailed backhead
- choice of three smokestack styles included
- choice of three headlight styles included
- choice of two pilots included
- optional oil bunker included
- Walschaert valve gear
- *E-Z Mate*® Mark II couplers

DCC
ON BOARD

Spectrum



2-4-4-2 PLUG-AND-PLAY SOUND MODULE
Item No. 44952 • Suggested price: \$129.00
Provides prototypical 16-bit *SoundTraxx*® *Tsunami*® sound when plugged inside Bachmann On30 2-4-4-2.



PAINTED, UNLETTERED with STEEL CAB - BLACK
Item No. 29001



PAINTED, UNLETTERED with STEEL CAB
BLACK with RED WINDOWS & WHITE STRIPES
Item No. 29002



PAINTED, UNLETTERED with
WOOD CAB - BLACK
Item No. 29003



PAINTED, UNLETTERED with WOOD CAB
BLACK with RED WINDOWS & WHITE STRIPES
Item No. 29004



**PORTER 0-4-2 STEAM LOCOMOTIVE
(DCC EQUIPPED)**

Performs best on 18" radius curves or greater.

Suggested price: \$189.00 each

The 0-4-2's larger fuel bunker and trailing truck allowed it to travel longer distances than its "little brother," the Porter 0-4-0. They were put to work on plantation, logging, and construction roads. Bachmann is pleased to offer this popular narrow gauge steam locomotive with many premium features, including an NMRA-compliant decoder.

Features include:

- DCC-equipped for speed, direction, and lighting
- dual-mode NMRA-compliant decoder
- precision motor
- operating LED headlight
- die-cast boiler and frame
- completely hidden drive train
- choice of three smokestacks
- separate metal detail parts, including bell, whistle, and handrail
- separate Porter Company builder's plate
- detailed cab interior
- die-cast finescale drivers
- metal valve guides
- main axles with ball bearings
- *E-Z Mate*® Mark II couplers

DCC
ON BOARD*Spectrum*

GREENBRIER & BIG RUN LUMBER CO.
Item No. 28257



TIOGA LUMBER CO. #2
Item No. 28259



PAINTED, UNLETTERED – BLACK
with MAROON & GOLD
Item No. 28261



ALL PRODUCTS ON THESE PAGES
EQUIPPED WITH BODY-MOUNTED
E-Z MATE® MARK II COUPLERS

**14-TON TWO-TRUCK STEARNS-HEISLER
(DCC EQUIPPED AND SOUND READY)**

Performs best on 15" radius curves or greater.

Suggested price: \$450.00 each

This 14-ton two-truck model represents an early Heisler, manufactured in the late 1890s. It is DCC-equipped and features all the fine detailing you expect from our *Spectrum*® line, along with 16-bit *Tsunami*® plug-and-play sound capability. (Separate-sale Item No. 44953, Stearns-Heisler Plug-and-Play Sound Module, required for sound-on-board performance.)

Features include:

- DCC-equipped for speed, direction, and lighting control
- sound ready with factory-installed speaker
- dual-mode NMRA-compliant decoder
- die-cast construction
- coreless motor
- all-gear drive
- enclosed gearbox
- heavy-duty universals
- prototypical trucks
- constant soft white LED lighting
- choice of three stacks and optional oil bunker included
- contoured wheel spokes per prototype
- blackened brass railings
- *E-Z Mate*® Mark II couplers



COLORADO MINING CO. #4
Item No. 28801



GREENBRIER & BIG RUN #5
Item No. 28805



MIDWEST QUARRY & MINING CO. #4
Item No. 28806



**STEARNS-HEISLER PLUG-AND-PLAY
SOUND MODULE**

Item No. 44953

Suggested price: \$129.00

Provides prototypical 16-bit *SoundTraxx*® *Tsunami*® sound when plugged into decoder inside Bachmann On30 Stearns-Heisler.



ALL PRODUCTS ON THESE PAGES
EQUIPPED WITH BODY-MOUNTED
E-Z MATE® MARK II COUPLERS

**WHITCOMB 50-TON CENTER-CAB DIESEL
(DCC EQUIPPED AND SOUND READY)**

Performs best on 15" radius curves or greater.

Suggested price: \$449.00 each

Bachmann is excited to offer the *50-Ton Center-Cab Whitcomb* On30 diesel locomotive. These hard workers handled duties everywhere from industrial rail yards to sugar plantations. It is a DCC-equipped model ready for the addition of 16-bit *Tsunami*® plug-and-play prototypical sound. (Separate-sale Item No. 44955, Whitcomb Plug-and-Play Sound Module, required for sound-on-board performance.)

Features include:

- DCC-equipped for speed, direction, and lighting
- sound ready with factory-installed speakers
- dual-mode NMRA-compliant decoder
- die-cast construction
- soft white LED directional headlights
- precision motor
- eight-wheel drive
- dual balanced brass flywheels
- metal handrails
- photo-etched brass grilles
- metal cut levers
- detailed cab with engineer
- optional die-cast bell and horn included
- *E-Z Mate*® Mark II couplers



MIDWEST QUARRY
Item No. 29201



**PAINTED, UNLETTERED
ORANGE and CREAM**
Item No. 29202



**PAINTED, UNLETTERED
YELLOW with BLACK STRIPES**
Item No. 29203



**PAINTED, UNLETTERED
RED with YELLOW**
Item No. 29204



**WHITCOMB PLUG-AND-PLAY
SOUND MODULE**

Item No. 44955 • Suggested price: \$129.00
Provides prototypical 16-bit *SoundTraxx*® *Tsunami*®
sound when plugged inside Bachmann On30
Whitcomb Diesel.


SPECTRUM®

DERRICK CAR

Suggested price: \$99.00 each



Based on the steam donkey-powered maintenance of way vehicle used to move logs or wrecked trains, our 19th century Derrick Car features a moveable crane. It's nicely detailed from the undercarriage brake to the log skidder, grained deck, metal wheels and *E-Z Mate*® Mark II couplers. New and existing tooling.



MOW – GRAY
Item No. 26901



MOW – YELLOW
Item No. 26902



MOW - OXIDE RED
Item No. 26903



DURANGO & SILVERTON
Item No. 26904



WHITE PASS & YUKON
Item No. 26905

LOGGING AND MINING CARS
(three cars per box)

These cars feature die-cast frames and are packed three to a box.



SKELETON LOG CARS with RESIN LOGS
(three cars per box)
Item No. 27391 • Suggested price: \$139.00



WOOD SIDE-DUMP CARS
OXIDE RED
(three cars per box)
Item No. 29801 • Suggested price: \$109.00



V-DUMP CARS
(three cars per box)
Item No. 29802 • Suggested price: \$109.00



WOOD SIDE-DUMP CARS
GREEN
(three cars per box)
Item No. 29804 • Suggested price: \$109.00

OPEN EXCURSION CAR

Suggested price: \$69.00 each



GREEN with RED ROOF
Item No. 26001



RED with TAN ROOF
Item No. 26002



YELLOW with SILVER ROOF
Item No. 26003




BURGUNDY with BLACK ROOF
Item No. 26004



H. LEE RILEY - GREEN with BLACK ROOF
(in memoriam of Lee Riley)
Item No. 26005

**In Memoriam
H. Lee Riley**

This Open Car was created to honor the memory of **Richard "Tommy" Industrial Vice President of Public Development, H. Lee Riley, Lee** was a distinguished member of the hobby industry for nearly 50 years and a longtime active member of the NMRRA. Our 30 Gauge was a special project of Lee. He helped to produce the 30 and was included with the Sunset Gauge Hall of Fame. This memorial Excursion Car was designed to match the Car Service Railroad in West Virginia, a man that Lee actively worked with and supported. We hope you enjoy the car as it helps add to an anniversary. He deserved to be honored.



BOX CAR

Suggested price: \$59.00 each



WHITE PASS & YUKON
Item No. 27001



SOUTH PACIFIC COAST
(Sunset logo)
Item No. 27002

SPECTRUM®

CONVERTIBLE COACH/OBSERVATION CAR
(with lighted interior)

Suggested price: \$75.00 each

Observation railing is included with each car so you can easily convert from Coach to Observation, if desired.




PAINTED, UNLETTERED BURGUNDY with GOLD LINING
Item No. 26201



PAINTED, UNLETTERED OLIVE with GOLD LINING
Item No. 26202



PAINTED, UNLETTERED YELLOW and RED
Item No. 26203



PAINTED, UNLETTERED BUFF and TAN
Item No. 26204



BUMBLE BEE
Item No. 26205



CHRISTMAS
(illustration shown)
Item No. 26206

BOX CAR (continued)



OXIDE RED - DATA ONLY
Item No. 27097




MINERAL RED - DATA ONLY
Item No. 27098

GONDOLA


Suggested price: \$49.00 each



ALL PRODUCTS ON THESE PAGES
EQUIPPED WITH BODY-MOUNTED
E-Z MATE® MARK II COUPLERS



OXIDE RED - DATA ONLY
Item No. 27201



MOW GRAY - DATA ONLY
Item No. 27202



WHITE PASS & YUKON
Item No. 27203



BLACK - DATA ONLY
Item No. 27298

TANK CAR

Suggested price: \$59.00 each



DURANGO & SILVERTON #0474 "Fire Suppression"
Item No. 27122



STANDARD OIL
Item No. 27131



PAINTED, UNLETTERED - SILVER
Item No. 27198

18' FREIGHT CARS (2 per box)

Finely detailed from the proportioned brake wheel to the individual handrails, Bachmann is proud to offer this line of shorter, 18' Freight Cars. They also feature brake shoes, E-Z Mate® Mark II couplers, and metal wheels. Packed two to the box, these 18' cars will go a long way to adding new interest to your On30 freight line.



FLAT CAR – OXIDE RED, DATA ONLY
(two cars per box)
Item No. 26511 • Suggested price: \$89.00



FLAT CAR – BLACK, DATA ONLY
(two cars per box)
Item No. 26512 • Suggested price: \$89.00



TANK CAR – SILVER, DATA ONLY
(two cars per box)
Item No. 26521 • Suggested price: \$119.00



TANK CAR – BLACK, DATA ONLY
(two cars per box)
Item No. 26522 • Suggested price: \$119.00



BOX CAR – OXIDE RED, DATA ONLY
(two cars per box; includes second set of doors)
Item No. 26501 • Suggested price: \$119.00




BOX CAR with MURPHY ROOF and BLACK TRUCKS
OXIDE RED, DATA ONLY
(two cars per box; includes second set of doors and 2 optional roofwalk extensions)
Item No. 26552 • Suggested price: \$119.00



BOX CAR with MURPHY ROOF – GRAY, DATA ONLY
(two cars per box; includes second set of doors and 2 optional roofwalk extensions)
Item No. 26553 • Suggested price: \$119.00



Box Car second door style



Box Car roofwalk extensions (Murphy Roof version only)

18' FREIGHT CARS (2 per box; continued)



ALL PRODUCTS ON THIS PAGE
EQUIPPED WITH BODY-MOUNTED
E-Z MATE® MARK II COUPLERS



LOW-SIDE GONDOLA – OXIDE RED, DATA ONLY
(two cars per box)

Item No. 26531 • Suggested price: \$89.00



HIGH-SIDE GONDOLA – OXIDE RED, DATA ONLY
(two cars per box)

Item No. 26541 • Suggested price: \$99.00

18' CABOOSE

Suggested price: \$69.00 each

Meet the newest additions to our line of shorter, 18' Freight Cars. Available in Logging and Off-Set Cupola styles, this Caboose features metal wheels and *E-Z Mate®* Mark II couplers.

New and existing tooling.



LOGGING CABOOSE – MOW GRAY, DATA ONLY

Item No. 26561



LOGGING CABOOSE - CABOOSE RED, DATA ONLY

Item No. 26562



LOGGING CABOOSE – YELLOW, DATA ONLY

Item No. 26563



OFF-SET CUPOLA CABOOSE - WHITE PASS & YUKON

Item No. 26564



OFF-SET CUPOLA CABOOSE - DURANGO & SILVERTON

Item No. 26565



OFF-SET CUPOLA CABOOSE - OXIDE RED, DATA ONLY

Item No. 26566

COMPLETE TRUCKS WITH WHEELS



ARCH BAR FREIGHT TRUCKS
Item No. 29901
Suggested price: \$20.00 per pair



DIE-CAST PASSENGER TRUCKS
Item No. 29902
Suggested price: \$20.00 per pair



LONG WHEELBASE ARCH BAR FREIGHT TRUCKS
Item No. 29903
Suggested price: \$23.00 per pair



LOW FRAME 4'1" ARCH BAR FREIGHT TRUCKS
Item No. 29904
Suggested price: \$23.00 per pair



VULCAN FREIGHT TRUCKS
Item No. 29905
Suggested price: \$20.00 per pair


ACCESSORIES



LOG SKIDDER
(non-operating; 1 per box)
Item No. 27301 • Suggested price: \$43.00



FREIGHT CAR UNDERFRAME - BLACK
(3 per pack)
Item No. 29906 • Suggested price: \$28.00



FREIGHT CAR UNDERFRAME - OXIDE RED
(3 per pack)
Item No. 29907 • Suggested price: \$28.00



2-6-0 PILOTS with OPERATING MAGNETIC COUPLERS
(2 per pack)
Item No. 29908 • Suggested price: \$18.00

LARGE SCALE THOMAS & FRIENDS™ MOTIVE POWER (DCC SOUND-EQUIPPED)

Perform best on 4" diameter curves or greater.

These DCC Sound-Equipped locomotives feature a sound system with whistle, chuff, and cylinder blow down; moving eyes; and international-style hook and loop couplers. Bring the sounds of Sodor to life with DCC Sound-Equipped *Thomas & Friends™* engines!

Features include:

- DCC sound-equipped
- 16-bit sound processor
- automatic dual-mode decoder for analog (DC) and DCC operation
- whistle, chuff, and cylinder blow down
- DCC and/or manual volume control with on/off switch
- DC-mode polarity switch for operation according to NMRA or Large Scale model railroading practices
- additional character sound suites available through DCC CV selection only. Character sound suites include Thomas, Percy, James, Edward, Henry, Gordon, Emily, Spencer, and Toby. Whistle or bell per prototype.



THOMAS the TANK ENGINE™ with DCC SOUND

(with moving eyes)

Item No. 91421 • Suggested price: \$399.00



PERCY the SMALL ENGINE with DCC SOUND

(with moving eyes)

Item No. 91422 • Suggested price: \$399.00



**LARGE SCALE THOMAS & FRIENDS™
DCC SOUND MODULE**

Item No. 44958 • Suggested price: \$169.00

Bring the sounds of Sodor to life with this separate-sale Sound Module for installation in your Large Scale *Thomas & Friends™* engines! Solder pad installation and customer-supplied speaker required. 16-bit sound processor. Automatic dual-mode decoder for DCC/DC operation. Sound package includes whistle or bell per prototype, chuff, and cylinder blow down. Also controls customer-installed headlamp(s) if desired. Character sound suites available through DCC CV selection only. Character sound suites include Thomas, Percy, James, Edward, Henry, Gordon, Emily, Spencer, and Toby. Factory pre-set for Thomas. Approximate board dimensions: 60mm x 30mm x 15mm. Designed for Large Scale use only.



LARGE SCALE THOMAS & FRIENDS™ MOTIVE POWER

The locomotives in this section are equipped with moving eyes and international-style hook and loop couplers as shown. Perform best on 4" diameter curves or greater.



PERCY the SMALL ENGINE
(with moving eyes)

Item No. 91402 • Suggested price: \$319.00



JAMES the RED ENGINE
(with moving eyes)

Item No. 91403 • Suggested price: \$389.00



EMILY
(with moving eyes)

Item No. 91404 • Suggested price: \$429.00

LARGE SCALE THOMAS & FRIENDS™ MOTIVE POWER (continued)



TOBY the TRAM ENGINE
(with moving eyes)
Item No. 91405 • Suggested price: \$319.00



WINSTON
Item No. 91406 • Suggested price: \$179.00

Percy and the Troublesome Trucks

with international-style hook and loop couplers

Item No. 90069 • Suggested price: \$509.00

The Troublesome Trucks are needed for a hauling job, and Percy is there to make sure the work gets done without the trucks causing too much mischief! This ready-to-run electric train set comes complete with Percy the Small Engine (with moving eyes), Troublesome Truck #1, Troublesome Truck #2, a 5'4" x 4'3" oval of track (14 pieces), wall pack and speed controller, illustrated instruction manual, and DVD format video instructions.



**Percy's Eyes
Move Side to Side**



THOMAS & FRIENDS™ ACCESSORIES



CONDUCTOR (3¼" H)
Item No. 42445 • Suggested price: \$18.50



SIR TOPHAM HATT (3" H)
Item No. 42443 • Suggested price: \$15.25



FARMER McCOLL (3¾" H)
Item No. 42448 • Suggested price: \$17.50

**5'4" x 4'3"
Oval of Track**

**Speed Controller
with Plug-In Wiring**

**DVD Format
Video Instructions**



LARGE SCALE THOMAS & FRIENDS™ ROLLING STOCK

The rolling stock in this section is equipped with international-style hook and loop couplers.
Performs best on 4' diameter curves or greater.



ANNIE COACH
Item No. 97001 • Suggested price: \$105.00



CLARABEL COACH
Item No. 97002 • Suggested price: \$105.00



EMILY'S COACH
Item No. 97003 • Suggested price: \$112.00



EMILY'S BRAKE COACH
Item No. 97004 • Suggested price: \$112.00



TROUBLESOME TRUCK #1
Item No. 98001 • Suggested price: \$105.00



TROUBLESOME TRUCK #2
Item No. 98002 • Suggested price: \$105.00



SODOR FUEL TANK
Item No. 98004 • Suggested price: \$99.00

LARGE SCALE THOMAS & FRIENDS™ ROLLING STOCK (continued)




CARGO CAR
Item No. 98006 • Suggested price: \$99.00



TAR TANK
Item No. 98009 • Suggested price: \$99.00



S.C. RUFFEY
Item No. 98010 • Suggested price: \$99.00



OPEN WAGON - BLUE
Item No. 98012 • Suggested price: \$99.00



OPEN WAGON - RED
Item No. 98013 • Suggested price: \$99.00



CREAM TANKER
Item No. 98014 • Suggested price: \$99.00



ICE CREAM WAGON
Item No. 98015 • Suggested price: \$99.00

LARGE SCALE THOMAS & FRIENDS™ ROLLING STOCK (continued)




BOX VAN - SODOR FRUIT & VEGETABLE CO.
Item No. 98016 • Suggested price: \$99.00



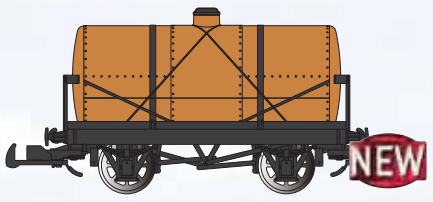
BOX VAN - EXPLOSIVES
Item No. 98017 • Suggested price: \$99.00



BOX VAN - GREAT WESTERN
Item No. 98018 • Suggested price: \$99.00



SPITEFUL BRAKE VAN
Item No. 98021 • Suggested price: \$99.00



TOFFEE TANKER
(illustration shown)
Item No. 98022 • Suggested price: \$99.00



WATER TANKER
(illustration shown)
Item No. 98023 • Suggested price: \$99.00



CHOCOLATE SYRUP TANKER
(illustration shown)
Item No. 98024 • Suggested price: \$99.00

RINGLING BROS. and BARNUM & BAILEY™ ROLLING STOCK



JACKSON SHARP COACH #73
Item No. 92711 • Suggested price: \$162.00



WATER TANK CAR
Item No. 92712 • Suggested price: \$129.00



"LADY ARTISTS"
TABLEAU WAGON on FLAT CAR #108
Item No. 92714 • Suggested price: \$149.00

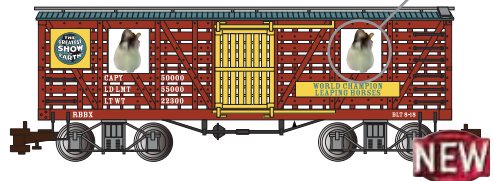


BOBBER CABOOSE #4
Item No. 92717 • Suggested price: \$99.00



GONDOLA #121
Item No. 92718 • Suggested price: \$99.00

Enjoy the fun action as four horse heads peek back and forth through windows as car moves around the track.



ANIMATED HORSE CAR
(illustration shown)
Item No. 92719 • Suggested price: \$139.00

© Feld Entertainment. RINGLING BROS. AND BARNUM & BAILEY and THE GREATEST SHOW ON EARTH are trademarks of and are used under license from Ringling Bros.-Barnum & Bailey Combined Shows, Inc. All rights reserved.
www.Ringling.com

Li'l Big Top

Item No. 90194 • Suggested price: \$319.00

Ladies and gentlemen and children of all ages will enjoy BIG circus fun with *Li'l Big Top!* Featuring vintage *Ringling Bros. & Barnum & Bailey™* graphics, the *Li'l Big Top* ready-to-run train set comes complete with an 0-4-0 steam locomotive with operating headlight and coal tender, colorful gondola and caboose circus cars, hook-and-loop couplers on locomotive and cars, 4'3" circle of steel alloy track (12 pieces), power pack and speed controller, and illustrated instruction manual.



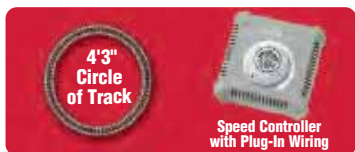
Night Before Christmas™

Item No. 90037 • Suggested price: \$509.00

Perhaps there is no other gift more fun to find under the Christmas tree than a brand new train. Delivering its promise of magic and delight is the *Night Before Christmas™* train set. The *Night Before Christmas™* comes complete with a 4-6-0 steam locomotive (with operating headlight, smoke, and speed-synchronized sound), tender with coal load, gondola, bobber caboose, and Santa figure. Also included are a 5'4" x 4'3" oval of track (14 pieces), power pack and speed controller, and illustrated "Bach Man" instruction manual.



Note: Sound system requires one 9V battery for operation. Battery is not included.



© Feld Entertainment, RINGLING BROS. AND BARNUM & BAILEY and THE GREATEST SHOW ON EARTH are trademarks of and are used under license from Ringling Bros.-Barnum & Bailey Combined Shows, Inc. All rights reserved.
www.Ringling.com



White Christmas® Express

Item No. 90076 • Suggested price: \$575.00

Create a festive scene under your tree with this colorful Yuletide set. With a full head of steam in the boiler, your passengers will be transported on a magical holiday adventure aboard the *White Christmas® Express*. The *White Christmas® Express* comes complete with a 4-6-0 steam locomotive (with operating headlight, smoke, and speed-synchronized sound), tender with wood load, combine with operating door and lighted interior, coach car with lighted interior, 8'2" x 4'3" oval of track (20 pieces), power pack and speed controller, and illustrated "Bach Man" instruction manual.



North Woods Logger

Item No. 90122 • Suggested price: \$599.00


Hauling a load of fresh-cut timber from deep in the Northern woods to the blades of a waiting sawmill is the *North Woods Logger*. The *North Woods Logger* comes complete with an industrial 2-6-0 Mogul steam locomotive with prototypical detailing (includes operating headlight, smoke and chuff sound), tender with wood load, 20' flat car with logs, logging cabooses, 5'4" x 4'3" oval of track (14 pieces), power pack with speed controller, illustrated "Bach Man" instruction manual, and DVD-format video instructions.



Note: Sound system and passenger car lights (if applicable) require one 9V battery each for operation. Batteries are not included.



8'2" x 4'3"
Oval of Track



Speed Controller
with Plug-In Wiring



5'4" x 4'3"
Oval of Track



Speed Controller
with Plug-In Wiring



DVD-Format
Video Instructions



1:20.3 2-6-0 Locomotive (DCC and Sound Ready)

Performs best on 5' diameter curves or greater.

Suggested price: \$1250.00 each



Features include:

- advanced nonproprietary plug-and-play electronic printed circuit board to accommodate the control system of your choice, including conventional DC power, NMRA/NEM DCC, and/or RC operation
- powerful precision-balanced can motor connected to an all-metal gearbox and gears with appropriate gear reduction for a six-wheel drive system with superior performance at realistic speeds
- fully operating Stephenson valve gear with operating piston valves, crosshead pumps with piping (per prototype), Johnson bar, and linkage
- fully equalized locomotive suspension system to provide super-smooth operation on uneven track
- electrical pickup from all drive wheels and both tender trucks
- two optical sensors, one in each cylinder, give you the option of adjusting the timing and count of steam chuffs
- factory-installed speaker with wire pigtail to allow easy installation of optional aftermarket sound
- two switches behind the smoke box door allow you to choose whether the headlight/firebox flicker and smoke generator are turned off or controlled by the device in the nonproprietary plug-and-play socket
- easy access to switches in the tender for motor power on/off and choice of track pickup or battery power operation according to NMRA or Large Scale railroading practices
- realistic coal or wood load in the tender per prototype
- strap or wood pilot per prototype
- option for either body-mounted or truck-mounted coupler height
- metal frame, drivers, hangers, driver leaf springs, siderods, piston rods, valve guides, guide rods, handrails, and piping
- brass-plated metal whistle
- machined brass pop valves and bell with metal clapper
- separate sanding lines
- cab details
- LED headlight
- load-synchronized LEDs in firebox for realistic fire glow
- complete backhead detail including steam gauge with piping, throttle, sight glass fittings, and operating firebox door
- engineer and fireman figures



GLENBROOK
Item No. 81486

1:20.3 2-6-0 Locomotive (DCC and Sound Ready; continued)



EUREKA & PALISADE "Reveille"
Item No. 81487



DENVER & RIO GRANDE™ "Raton"
Item No. 81488



GRIZZLY FLATS "Emma Nevada"
Item No. 81489

Create your own Eureka & Palisade, D&RG™, or Grizzly Flats passenger railroad with matching Jackson Sharp Passenger Cars with Track-Powered Lighting. See Rolling Stock pages for details.

- Item No. 97103
- Item No. 89399
- Item No. 97105
- Item No. 97205
- Item No. 97106
- Item No. 97206
- Item No. 97107
- Item No. 97207

- COMBINE - PAINTED, UNLETTERED - OLIVE with GOLD LINING
- COACH - PAINTED, UNLETTERED - OLIVE with GOLD LINING
- COMBINE - GRIZZLY FLATS
- COACH - GRIZZLY FLATS
- COMBINE - DENVER & RIO GRANDE™
- COACH - DENVER & RIO GRANDE™
- COMBINE - EUREKA & PALISADE
- COACH - EUREKA & PALISADE

1:20.3 Two-Truck Climax (DCC Sound Equipped)

Performs best on 4' diameter curves or greater.

Suggested price: \$1599.00 each



The Class "B" two-truck locomotive, introduced by Climax in 1893, featured a horizontal boiler with slanted cylinders. The new design was an instant success and quickly became Climax's most popular model, remaining so throughout the company's history. Bachmann is proud to present this Climax model with *SoundTraxx*® *Tsunami*® sound technology that allows you to enjoy every authentic whistle, bell, chuff, and much more in realistic high-quality 16-bit sound.

Features include:


- DCC sound-equipped
- nonproprietary plug-and-play electronics interface to accommodate the control system of your choice, including DC, NMRA DCC, and radio control/battery operation
- choose track or battery power pickup, operation according to NMRA or Large Scale railroading practices, motor power on/off, and DCC or DC operation of cab lights, firebox flicker, and ash pan glow with a center "off" position
- switch behind the smoke box door with center "off" position to choose either DCC or DC operation of the smoke unit
- optical sensors in the locomotive that give you the option of adjusting the timing and count of steam chuffs
- realistic firebox flicker and ash pan glow
- electrical pickup on all wheels
- precision-balanced can motor
- super-detailed power trucks with accurate sideframes, brake beams, brake hangers, brake shoes, and distinctive Climax spoked drivers
- die-cast metal I beam frames and motor mounts
- prototypically correct operating Johnson bar and inside Stephenson valve gear
- constant lighting of the LED headlight and cab light
- numerous prototype details including blackened metal handrails and coupler lift bars; air pump; accurately scaled sand lines and additional piping; brass bell, pop valves, and whistle; electric generator; and scale rivet detail
- choice of three smokestack styles
- locomotive cab with operating doors, windows and roof hatch, authentically detailed with globe valves, water sight glass, gauges, throttle, air brake stand, reversing (Johnson) bar, and piping
- choice of coal or oil fuel load



CLEAR LAKE LUMBER CO. #7
Item No. 86093

Decoder features include:

- authentic sound effects uniquely appropriate to each model
- three whistles to choose from in each model
- real-time whistle for creating authentic signals
- high-quality 16-bit digital sound
- advanced motor control features, including load compensation and silent drive to provide smooth, quiet operation
- supports all recognized programming methods



ELK RIVER COAL & LUMBER CO. #4
Item No. 86094

1:20.3 Two-Truck Climax (DCC Sound Equipped; continued)



CLIMAX #3
(demonstrator)
Item No. 86095



BAYSIDE LUMBER CO. #4
Item No. 86096



PAINTED, UNLETTERED - BLACK with
WHITE RUNNING BOARD STRIPING
Item No. 86097



PAINTED, UNLETTERED - BLACK with RED & WHITE TRIM
Item No. 86098



1:20.3 Two-Truck Climax Locomotive

Performs best on 4' diameter curves or greater.

Suggested price: \$1465.00 each


The Class "B" two-truck locomotive, introduced by Climax in 1893, featured a horizontal boiler with slanted cylinders. The new design was an instant success and quickly became Climax's most popular model, remaining so throughout the company's history.

Features include:

- ready for decoder installation of your choice
- nonproprietary plug-and-play electronics interface to accommodate the control system of your choice, including DC, NMRA DCC, and radio control/battery operation
- choose track or battery power pickup, operation according to NMRA or Large Scale railroading practices, motor power on/off, and DCC or DC operation of cab lights, firebox flicker, and ash pan glow with a center "off" position
- switch behind the smoke box door with center "off" position to choose either DCC or DC operation of the smoke unit
- optical sensors in the locomotive that give you the option of adjusting the timing and count of steam chuffs
- realistic firebox flicker and ash pan glow
- electrical pickup on all wheels
- precision-balanced can motor
- super-detailed power trucks with accurate sideframes, brake beams, brake hangers, brake shoes, and distinctive Climax spoked drivers
- die-cast metal I beam frames and motor mounts
- prototypically correct operating Johnson bar and inside Stephenson valve gear
- constant lighting of the LED headlight and cab light
- numerous prototype details including blackened metal handrails and coupler lift bars; air pump; accurately scaled sand lines and additional piping; brass bell, pop valves, and whistle; electric generator; and scale rivet detail
- choice of three smokestack styles
- locomotive cab with operating doors, windows and roof hatch, authentically detailed with globe valves, water sight glass, gauges, throttle, air brake stand, reversing (Johnson) bar, and piping
- choice of coal or oil fuel load



CLEAR LAKE LUMBER CO. #6
Item No. 85093



ELK RIVER COAL & LUMBER CO. #3
Item No. 85094

1:20.3 Two-Truck Climax Locomotive (continued)



CLIMAX #2
(demonstrator)
Item No. 85095

Spectrum



BAYSIDE LUMBER CO. #3
Item No. 85096



PAINTED, UNLETTERED – BLACK with
WHITE RUNNING BOARD STRIPING
Item No. 85097



PAINTED, UNLETTERED – BLACK with RED and WHITE TRIM
Item No. 85098



1:20.3 C-19 Steam Locomotive

(DCC and Sound Ready)

Performs best on 5' diameter curves or greater.

Suggested price: \$1699.00 each

This groundbreaking Large Scale C-19 2-8-0 model has many advanced features including:

- powerful precision-balanced can motor connected to an all-metal gearbox and gears with appropriate gear reduction combine to create an eight-wheel drive system with superior performance at realistic speeds
- equalized locomotive suspension system to provide super-smooth operation on uneven track
- electrical pickup from all drive wheels and both tender trucks
- advanced nonproprietary plug-and-play electronic printed circuit board to accommodate the control systems of your choice, including DC power, NMRA/NEM DCC, and/or RC operation
- choose track or battery power pickup, operation according to NMRA or Large Scale railroading practices, and motor power on/off
- choose either DCC or DC operation of the smoke unit, cab lights, realistic firebox flicker and ash pan glow, and classification lights
- two optical sensors, one in each cylinder, give you the option of adjusting the timing and count of steam chuffs
- factory-installed speaker, with wire pigtail, for easy installation of optional aftermarket sound system
- constant lighting of the LED headlight, classification lights, and cab light using soft white LED technology
- Johnson bar is connected to the fully adjustable inside Stephenson valve gear by a scale reach bar for reversing linkage that operates per prototype
- accurately reflects all the details found on the prototype road number modeled



RGS #40 - SUNRISE HERALD with SHORT TENDER
Item No. 83197

Spectrum



PAINTED, UNLETTERED - BLACK with SHORT TENDER
Item No. 83198



PAINTED UNLETTERED - BLACK with RED & WHITE TRIM with LONG TENDER
Item No. 83199

1:20.3 2-4-2 Steam Locomotive

Performs best on 4' diameter curves or greater.

Suggested price: \$419.00 each

Baldwin built the 2-4-2 for domestic use as well as export around the world. Our DCC-ready model has a socket and factory-installed speaker to let you add the plug-in 8-pin DCC decoder and sound module of your choice.

Features include:

- ready for decoder installation of your choice
- sound ready with factory-installed speaker
- operating headlight per prototype
- metal gearbox
- metal bearings
- all-metal wheels



PAINTED, UNLETTERED - BLACK
Item No. 91197



PAINTED, UNLETTERED - BLACK with RED
WINDOWS and WHITE PINSTRIPES
Item No. 91198



1:29 Peter Witt Streetcar (DCC Ready)

Performs best on 4' diameter curves or greater.

Suggested price: \$429.00 each

Features include:

- DCC ready with factory-installed 21-pin and 8-pin sockets for DCC decoder installation of your choice
- can be operated on track power or overhead wire (trolley wheel compatible with LGB overhead wire)
- sound ready with factory-installed speaker
- two precision can motors
- LED headlight and rear stop light
- interior lighting
- manually operated front and rear bi-fold doors
- painted interior with seats
- photo-etched brass safety screen per prototype



BALTIMORE TRANSIT CO.
Item No. 91701



LOS ANGELES RAILWAY
Item No. 91702



TORONTO
Item No. 91703



CHICAGO SURFACE LINES
Item No. 91704

Streetcar

Performs best on 4' diameter curves or greater.

Item No. 93938 • Suggested price: \$205.00



OPEN STREETCAR
UNITED TRACTION #504
*With motorman and conductor figures,
interior lighting, diode directional
headlights, and flip-over seats.*

SPEEDER

Suggested price: \$139.00 each

Flashing strobe roof light and operating headlight.
Includes two detailed figures.



UNION PACIFIC®
Item No. 96250



PRR MAINTENANCE OF WAY
Item No. 96251



SANTA FE
Item No. 96252



MAINTENANCE OF WAY - ORANGE
Item No. 96253



CHRISTMAS
(illustration shown)
Item No. 96255



RIO GRANDE
(illustration shown)
Item No. 96256



EGGLINER MOTIVE POWER

Suggested price: \$225.00 each

These whimsical, colorful “Eggliners” are ready to celebrate the seasons and brighten your Large Scale railroad. Features operating headlights and marker lights.



EASTER
Item No. 96277



INDEPENDENCE DAY
Item No. 96278



HALLOWEEN
Item No. 96279



LADYBUG
Item No. 96280



**CHRISTMAS -
SANTA and SLEIGH**
(illustration shown)
Item No. 96281



BUMBLE BEE
(illustration shown)
Item No. 96282

1:20.3 Narrow Gauge Rolling Stock

Frameless Tank Car

Performs best on 8" diameter curves or greater.

Suggested price: \$279.00 each



GRAMPS #88174
Item No. 88493



1:20.3 FINESCALE 32.5mm WHEEL SETS
(4 per card)

Item No. 88071 • Suggested price: \$36.00




GRAMPS #88169
Item No. 88494

1:20.3 SCALE LOG SKIDDER and CRATE on 20' LOG CAR

(Log skidder is non-operating)

Item No. 95699 • Suggested price: \$149.00



1:20.3 SCALE ORE CARS

Suggested price: \$85.00 each

These side-dump cars feature metal underframes and are packed one to a box.



SIDE-DUMP CAR - BROWN
Item No. 92502



SIDE-DUMP CAR - BLACK
Item No. 92503



V-DUMP CAR
Item No. 92504

JACKSON SHARP PASSENGER CARS
with TRACK-POWERED LIGHTING

Suggested price: \$139.00 each


Ride in style! These classic passenger cars feature track-powered interior lighting and metal handrails.



COMBINE - PAINTED, UNLETTERED
OLIVE with GOLD LINING
Item No. 97103



COACH
PAINTED, UNLETTERED - OLIVE with GOLD LINING
Item No. 89399



COMBINE - GRIZZLY FLATS
Item No. 97105



COACH - GRIZZLY FLATS
Item No. 97205



COMBINE - DENVER & RIO GRANDE™
Item No. 97106



COACH - DENVER & RIO GRANDE™
Item No. 97206



COMBINE - EUREKA & PALISADE
Item No. 97107



COACH - EUREKA & PALISADE
Item No. 97207

BOX CAR

Suggested price: \$105.00 each



D&RGW™
Item No. 93301



MINERAL RED - DATA ONLY
Item No. 93302

REEFER

Suggested price: \$109.00 each



GOLDEN EAGLE ORANGES
Item No. 93203



ROHRBACH BREWING
Item No. 93204



BERKSHIRE BREWING COMPANY - GOLDEN SPIKE
Item No. 93265




DAIRYMEN'S LEAGUE
Item No. 93266


ANIMATED STOCK CAR

Suggested price: \$139.00 each

Enjoy the fun action as four horse, cow or reindeer heads peek back and forth through windows as car moves around the track.



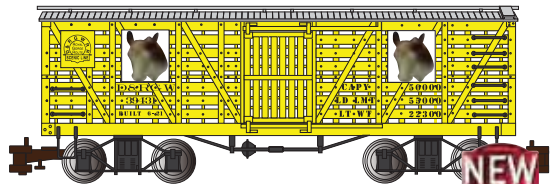
CB&Q with CATTLE
Item No. 98702



NP&S® with REINDEER
(North Pole & Southern Reindeer Transport)
Item No. 98704



C&NW with HORSES
(HO model shown for illustrative purposes.)
Item No. 98705



D&RGW™ with CATTLE
(illustration shown)
Item No. 98706



All Bachmann
Large Scale rolling
stock is equipped with
metal wheels

TANK CAR

Suggested price: \$115.00 each



ZEROLENE
Item No. 93401



CONOCO
Item No. 93402



TEXACO
Item No. 93432



GRAMPS
Item No. 93445



DURANGO & SILVERTON #0474
"FIRE SUPPRESSION"
Item No. 93471

HOPPER

Suggested price: \$105.00 each



EAST BROAD TOP #845
Item No. 98203



OXIDE RED - DATA ONLY
Item No. 98206



LOG CARS

Suggested price: \$99.00 each



FLAT CAR with LOGS
(painted, unlettered)
Item No. 98470



SKELETON LOG CAR with LOGS
(painted, unlettered)
Item No. 98490



All Bachmann
Large Scale rolling
stock is equipped with
metal wheels

With a compact size, Bachmann's electric *Li'l Big Haulers*® products are the perfect introduction to Large Scale model railroading. There's a full selection of colorful *Li'l Big Haulers*® for you to get started on BIG railroading fun today!



0-4-0 LOCOMOTIVE with OPERATING HEADLIGHT and TENDER - SHORT LINE RAILROAD
Item No. 91498 • Suggested price: \$143.00

BAGGAGE CAR

Suggested price: \$53.00 each



SHORT LINE RAILROAD RED with BLACK ROOF
Item No. 97088



SHORT LINE RAILROAD GREEN with BLACK ROOF
Item No. 97092



SHORT LINE RAILROAD YELLOW with SILVER ROOF
Item No. 97096

COACH

Suggested price: \$53.00 each



SHORT LINE RAILROAD RED with BLACK ROOF
Item No. 97089



SHORT LINE RAILROAD GREEN with BLACK ROOF
Item No. 97093



SHORT LINE RAILROAD YELLOW with SILVER ROOF
Item No. 97097

TANK CAR

Suggested price: \$53.00 each



BUD'S CHOCOLATE SAUCE
Item No. 98088



SPECTRUM® PAINTS
Item No. 98089



NORTH STAR
Item No. 98098

HOPPER CAR

Suggested price: \$42.00 each



JUMPIN' JACK'S JELLY BEANS
Item No. 98090



KING COAL
Item No. 98091



GOLDEN NUGGET MINING COMPANY
Item No. 98097

CABOOSE

Suggested price: \$53.00 each



SHORT LINE RAILROAD BLUE with SILVER ROOF
Item No. 98086




SHORT LINE RAILROAD YELLOW with BLACK ROOF
Item No. 98087



SHORT LINE RAILROAD GREEN with BLACK ROOF
Item No. 98099

UNIVERSAL BRASS TRACK (for indoor and outdoor use)

Code 332. Plastic ties made with ultraviolet stabilizer to preserve them in heat and sunlight.




1' STRAIGHT
(12 per box)

Item No. 94651 • Suggested price: \$169.00



3' STRAIGHT
(12 per box)

Item No. 94652 • Suggested price: \$429.00



5' STRAIGHT
(6 per box)

Item No. 94660 • Suggested price: \$355.00



4' DIAMETER CURVE
(12 per box; makes a 4' diameter circle)

Item No. 94653 • Suggested price: \$169.00



5' DIAMETER CURVE
(12 per box; makes a 5' diameter circle)

Item No. 94654 • Suggested price: \$229.00



8' DIAMETER CURVE
(16 per box; makes an 8' diameter circle)

Item No. 94655 • Suggested price: \$345.00



**30 DEGREE 4' DIAMETER
TURNOUT - RIGHT**

Item No. 94658 • Suggested price: \$59.00



**30 DEGREE 4' DIAMETER
TURNOUT - LEFT**

Item No. 94659 • Suggested price: \$59.00



MANUAL TURNOUT SWITCH STAND

Item No. 94648 • Suggested price: \$19.00

**STAINLESS STEEL
HEX SCREWS**

(25 per bag)

Item No. 94657
Suggested price: \$9.75



POWER CONNECTOR

Item No. 94662 • Suggested price: \$16.00

- connects power to all Code 332 track with screw clamps
- for indoor and outdoor use
- 20 gauge wire



BRASS RAIL JOINERS

(24 per bag)

Item No. 94657
Suggested price: \$19.00



1' STRAIGHT TIES
(without rails; 50 per pack)
Item No. 94647
Suggested price: \$79.00

STEEL ALLOY TRACK (for indoor use only)



MANUAL TURNOUT - LEFT
Item No. 94351
Suggested price: \$55.00



MANUAL TURNOUT - RIGHT
Item No. 94352
Suggested price: \$55.00



90 DEGREE CROSSING
Item No. 94358 • Suggested price: \$65.00

To build a "figure 8" using the 90 degree crossing shown above, the following track sections are required: 4 straight sections - Item No. 94511, and 18 curved sections - Item No. 94501.



TRACK BY THE BOX Suggested price:

Item No. 94501	4' DIAMETER CURVE (4 pieces per box)	\$45.00
Item No. 94511	1' STRAIGHT (4 pieces per box)	\$45.00



TRACK BY THE CARTON Suggested price:

Item No. 94601	4' DIAMETER CURVE (50 pieces per carton)	\$359.00
Item No. 94611	1' STRAIGHT (50 pieces per carton)	\$359.00

BUMPERS (2 per box)

Item No. 94690 • Suggested price: \$28.00



OPERATING CROSSING GATE

Item No. 96214 • Suggested price: \$79.00



METAL WHEEL SETS

(4 per card)

Suggested price: \$29.00 each



STANDARD
31.0 mm
Item No. 92421



SMALL
24.5 mm
Item No. 92422

LARGE SCALE E-Z RIDERS™



with BALL-BEARING ROLLERS
(full electrical pick-up; 4 per pack)
Item No. 92423
Suggested price: \$84.00



without ball-bearing rollers
(full electrical pick-up; 4 per pack)
Item No. 92424
Suggested price: \$44.00

FIGURES

Suggested price: \$11.50 each



CONDUCTOR
STATION AGENT with HAT & COAT

Item No. 92311
Item No. 92313



KNUCKLE COUPLERS

ONE PAIR • Item No. 92419 • Suggested price: \$9.75
SIX PAIRS • Item No. 92420 • Suggested price: \$33.00

Shay Power Trucks
with Die-Cast Power
Blocks

Suggested price: \$369.00

We're happy to offer updated technology for an old favorite in the *Spectrum*® line with backward-compatible *Shay Power Trucks*. Die-cast power blocks and improved pickup make this a "must have" item for Large Scale Shay modelers and kitbashers.



SHAY POWER TRUCKS – 1 PAIR
(with die-cast power blocks)
Item No. 88999

GRASS MATS

SCENESCAPES® GRASS MATS

SceneScapes® Grass Mats roll out to create an instant base for landscaping and scenery. Reusable and non-shedding with heavy-duty paper backing, these mats are for use with train layouts, model scenes, dioramas, and craft projects.



GRASS MAT - 100" x 50"
(covers 4' x 8' sheet of plywood)



GREEN
Item No. 32901
Suggested price: \$29.00



MEADOW
(green with natural brown accents)
Item No. 32903
Suggested price: \$29.00



GRASS MAT - 50" x 34"
(covers 4' x 2.5' sheet of plywood)



GREEN
Item No. 32902
Suggested price: \$14.00



MEADOW
(green with natural brown accents)
Item No. 32904
Suggested price: \$14.00

SCENESCAPES® TUFTED GRASS MAT *(one 11.75" x 7.5" sheet)*

Suggested price: \$28.95 each

Super detail your layout in any scale with a wild grass landscape. These ready-to-use Tufted Grass Mats start with a lush covering of 5mm static grass on a flexible foam base. Depending on the mat style, various layers of foliage, turf mounds, leaves, and grass tufts are added for an incredibly lifelike appearance. Use whole for large areas or cut into patches to create random areas of groundcover. Simply apply with white glue or spray adhesive to your base platform or wherever you want grass to grow.



LIGHT GREEN
Item No. 32921



MEDIUM GREEN
Item No. 32922



WESTERN RANGE
Item No. 32924



DRY GRASS
Item No. 32925



SCENESCAPES® TREES

Bring your urban or countryside railroad to life with realistic *SceneScapes®* trees by Bachmann. Create your own grove or blanket a hillside in dense forest with deciduous and coniferous trees offered in a variety of sizes. Though suitable for all scales, the most common size/scale association is denoted in parentheses after each description (N, HO, or O). Please note the number of trees per box may vary from the photos as shown. The number of trees contained in each box is also indicated in parentheses.

- for use with all train layouts
- realistic colors
- size assortment for added realism



3"- 4" PINE TREES (N)
(9 per box)
Item No. 32101
Suggested price: \$16.50

5"- 6" PINE TREES (HO)
(6 per box)
Item No. 32001
Suggested price: \$16.00

8"-10" PINE TREES (O)
(3 per box)
Item No. 32201
Suggested price: \$21.50



3"- 4" PINE TREES with SNOW (N)
(9 per box)
Item No. 32102
Suggested price: \$16.50

5"- 6" PINE TREES with SNOW (HO)
(6 per box)
Item No. 32002
Suggested price: \$16.00

8"- 10" PINE TREES with SNOW (O)
(3 per box)
Item No. 32202
Suggested price: \$21.50



3"- 4" CONIFER TREES (N)
(9 per box)
Item No. 32103
Suggested price: \$16.50

5"- 6" CONIFER TREES (HO)
(6 per box)
Item No. 32003
Suggested price: \$16.00

8"- 10" CONIFER TREES (O)
(3 per box)
Item No. 32203
Suggested price: \$21.50



3"- 4" SPRUCE TREES (N)
(9 per box)
Item No. 32104
Suggested price: \$16.50

5"- 6" SPRUCE TREES (HO)
(6 per box)
Item No. 32004
Suggested price: \$16.00

8"- 10" SPRUCE TREES (O)
(3 per box)
Item No. 32204
Suggested price: \$21.50



3"- 4" CEDAR TREES (N)
(9 per box)
Item No. 32105
Suggested price: \$16.50

5"- 6" CEDAR TREES (HO)
(6 per box)
Item No. 32005
Suggested price: \$16.00

8"- 10" CEDAR TREES (O)
(3 per box)
Item No. 32205
Suggested price: \$21.50



2"- 3" DECIDUOUS TREES (N)
(4 per box)
Item No. 32106
Suggested price: \$16.50

3"- 4" DECIDUOUS TREES (HO)
(3 per box)
Item No. 32006
Suggested price: \$16.50

5.5"- 6.5" DECIDUOUS TREES (O)
(2 per box)
Item No. 32206
Suggested price: \$21.50

TREES



2.5"- 2.25" WALNUT TREES (N)
(4 per box)
Item No. 32107
Suggested price: \$16.50



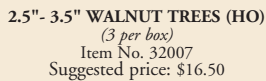
2.5"- 2.75" ELM TREES (N)
(4 per box)
Item No. 32108
Suggested price: \$16.50



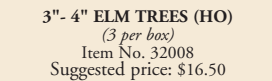
2.5"- 2.75" SYCAMORE TREES (N)
(4 per box)
Item No. 32109
Suggested price: \$16.50



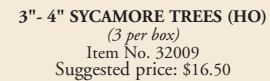
2.5"- 2.75" ASPEN TREES (N)
(4 per box)
Item No. 32110
Suggested price: \$16.50



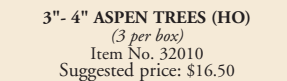
2.5"- 3.5" WALNUT TREES (HO)
(3 per box)
Item No. 32007
Suggested price: \$16.50



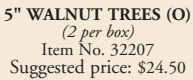
3"- 4" ELM TREES (HO)
(3 per box)
Item No. 32008
Suggested price: \$16.50



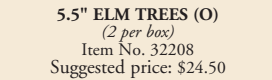
3"- 4" SYCAMORE TREES (HO)
(3 per box)
Item No. 32009
Suggested price: \$16.50



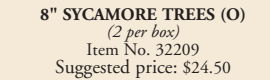
3"- 4" ASPEN TREES (HO)
(3 per box)
Item No. 32010
Suggested price: \$16.50



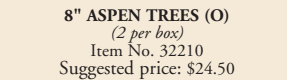
5" WALNUT TREES (O)
(2 per box)
Item No. 32207
Suggested price: \$24.50



5.5" ELM TREES (O)
(2 per box)
Item No. 32208
Suggested price: \$24.50



8" SYCAMORE TREES (O)
(2 per box)
Item No. 32209
Suggested price: \$24.50



8" ASPEN TREES (O)
(2 per box)
Item No. 32210
Suggested price: \$24.50



2.5"- 2.75" MAPLE TREES (N)
(4 per box)
Item No. 32111
Suggested price: \$16.50



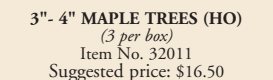
3"- 4" BLUE SPRUCE TREES (N)
(9 per box)
Item No. 32112
Suggested price: \$16.50



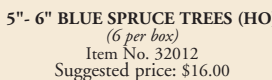
2.25"- 2.5" OAK TREES (N)
(4 per box)
Item No. 32113
Suggested price: \$16.50



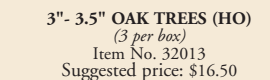
2.25"- 2.5" WILLOW TREES (N)
(4 per box)
Item No. 32114
Suggested price: \$16.50



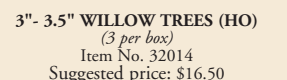
3"- 4" MAPLE TREES (HO)
(3 per box)
Item No. 32011
Suggested price: \$16.50



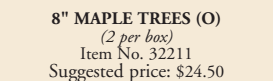
5"- 6" BLUE SPRUCE TREES (HO)
(6 per box)
Item No. 32012
Suggested price: \$16.00



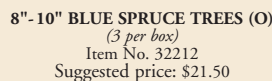
3"- 3.5" OAK TREES (HO)
(3 per box)
Item No. 32013
Suggested price: \$16.50



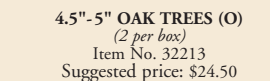
3"- 3.5" WILLOW TREES (HO)
(3 per box)
Item No. 32014
Suggested price: \$16.50



8" MAPLE TREES (O)
(2 per box)
Item No. 32211
Suggested price: \$24.50



8"- 10" BLUE SPRUCE TREES (O)
(3 per box)
Item No. 32212
Suggested price: \$21.50



4.5"- 5" OAK TREES (O)
(2 per box)
Item No. 32213
Suggested price: \$24.50



SCENESCAPES® BULK TREES

Item No. 32153	2"- 4" PINE TREES with SNOW (N) (36 per bag)	\$43.00
Item No. 32154	4"- 6" PINE TREES with SNOW (HO) (24 per bag)	\$43.00
Item No. 32155	2"- 4" CONIFER TREES (N) (36 per bag)	\$43.00
Item No. 32156	4"- 6" CONIFER TREES (HO) (24 per bag)	\$43.00
Item No. 32157	2"- 4" SPRUCE TREES (N) (36 per bag)	\$43.00
Item No. 32158	4"- 6" SPRUCE TREES (HO) (24 per bag)	\$43.00
Item No. 32159	2"- 4" CEDAR TREES (N) (36 per bag)	\$43.00
Item No. 32160	4"- 6" CEDAR TREES (HO) (24 per bag)	\$43.00

Suggested price:	
	\$43.00
	\$43.00
	\$43.00
	\$43.00
	\$43.00
	\$43.00
	\$43.00

SCENESCAPES® WIRE FOLIAGE BRANCHES

(60 branches, 1" - 3" inches in length)

Suggested price: \$12.50 each



MEDIUM GREEN
Item No. 32644



LIGHT GREEN
Item No. 32645



DARK GREEN
Item No. 32646



SCENESCAPES® FOLIAGE FIBER

(approximately one square foot)

Suggested price: \$4.95 each



LIGHT GREEN
Item No. 32631



MEDIUM GREEN
Item No. 32632



DARK GREEN
Item No. 32633



SCENESCAPES® FOLIAGE

(approximately 30 cubic inches)

Suggested price: \$4.95 each



LIGHT GREEN - MEDIUM
Item No. 32602



MEDIUM GREEN - MEDIUM
Item No. 32605



DARK GREEN - MEDIUM
Item No. 32608



EARLY FALL - MEDIUM
Item No. 32611



LATE FALL - MEDIUM
Item No. 32614



LANDSCAPING

SCENESCAPES® 6MM PULL-APART STATIC GRASS

(one 11" x 5.5" expandable sheet)

Suggested price: \$16.95 each

With this 6mm pull-apart static grass sheet, you can add texture in any scale. Simply pull apart to desired density and place over a new or existing scenery base.



WILD GRASS

(medium green with gold highlights)

Item No. 31001



DARK GREEN

(dark green with subtle gold highlights)

Item No. 31002



ALPINE GREEN

(dark green with subtle gold highlights and blown leaves)

Item No. 31003



SCENESCAPES® 2MM PULL-APART STATIC GRASS

(one 11" x 5.5" expandable sheet)

Suggested price: \$16.95 each

With this 2mm pull-apart static grass sheet, you can add texture in any scale. Simply pull apart to desired density and place over a new or existing scenery base.



LIGHT GREEN

Item No. 31011



MEDIUM GREEN

Item No. 31012



DRY GRASS

Item No. 31014



GOLD

Item No. 31015



SCENESCAPES® 10MM TUFTS (50 pieces)

Suggested price: \$12.95 each

With these 10mm tufts, you can add distinctive details in any scale. Simply apply white glue to the invisible base and place wherever you want grass or flower tufts to grow. Place in random clusters for a more natural appearance.



LIGHT GREEN
Item No. 31041



MEDIUM GREEN
Item No. 31042



TAN
Item No. 31044



YELLOW and RED
Item No. 31045

SCENESCAPES® 6MM TUFTS (100 pieces)

Suggested price: \$10.95 each

With these 6mm tufts, you can add distinctive details in any scale. Simply apply white glue to the invisible base and place wherever you want grass or flower tufts to grow. Place in random clusters for a more natural appearance.



MEDIUM GREEN
Item No. 31031



DARK GREEN
Item No. 31032



TAN
Item No. 31033



YELLOW and RED
Item No. 31034



WHITE and BURGUNDY
Item No. 31035

HO SCALE RESIN BUILDINGS

SCENE
SCAPES
HO SCALE

HO ROADSIDE U.S.A.® BUILDINGS

Take a fun trip along America's back roads with *Roadside U.S.A.®* buildings! Resin construction.



(Scenery elements not included.)



HO SCALE AIRPLANE GAS STATION
(6 $\frac{1}{8}$ " W x 6 $\frac{3}{4}$ " D x 2" H)
Item No. 35201 • Suggested price: \$83.00



HO SCALE HOT DOG STAND
(4 $\frac{3}{8}$ " W x 2" D x 1 $\frac{7}{8}$ " H)
Item No. 35206 • Suggested price: \$60.00



HO SCALE FAST FOTO DRIVE-THROUGH
(4 $\frac{7}{8}$ " W x 2" D x 2 $\frac{1}{2}$ " H)
Item No. 35207 • Suggested price: \$66.00



HO SCALE TUT HUT SOUVENIRS
(6" W x 5 $\frac{1}{4}$ " D x 3 $\frac{3}{4}$ " H)
Item No. 35208 • Suggested price: \$72.00



HO SCALE SHOE HOUSE
(5 $\frac{1}{2}$ " W x 2 $\frac{7}{8}$ " D x 4 $\frac{3}{8}$ " H)
Item No. 35209 • Suggested price: \$72.00



HO SCALE CASTLE CAR WASH
(5 $\frac{1}{4}$ " W x 3" D x 4" H; *not including flag*)
Item No. 35210 • Suggested price: \$80.00



HO SCALE ICE CREAM STAND - CHOCOLATE
(2 $\frac{1}{2}$ " W x 4" D x 3" H)
Item No. 35211 • Suggested price: \$54.00



HO BULLDOG TAKE-OUT
(4 $\frac{7}{8}$ " W x 3" D x 3 $\frac{1}{2}$ " H)
Item No. 35212 • Suggested price: \$49.00



HO AREA 51 FUEL with PUMPS
(Station, 7" diameter, 4 $\frac{1}{8}$ " H; Sign, 2 $\frac{1}{2}$ " W x 1 $\frac{1}{8}$ " D x 3 $\frac{3}{8}$ " H)
Item No. 35213 • Suggested price: \$85.00





HO SCALE MIXING HOPPER
(4¼" W x 2½" D x 8" H)
Item No. 35101
Suggested price: \$55.00

HO SCALE BUILDINGS

Add a realistic dimension to your layout with these metal or resin buildings.



HO SCALE MATERIAL CONVEYOR
(12" W x 8" D x 5½" H)
Item No. 35103 • Suggested price: \$66.00



HO SCALE INDUSTRIAL SILO
(2" W x 1½" D x 8" H)
Item No. 35104
Suggested price: \$56.00



HO SCALE RESIDENTIAL BUILDING SITE
Includes roof trusses, ladders, cinder blocks, and bricks
(5¾" W x 4½" D x 3¾" H)
Item No. 35105 • Suggested price: \$93.00



HO SCALE SITE OFFICE
(5½" W x 2½" D x 1¾" H)
Item No. 35107 • Suggested price: \$47.00



HO SCALE PORTABLE OFFICE
(4¾" W x 1¼" D x 1¾" H)
Item No. 35108 • Suggested price: \$41.00

Note: Unless otherwise noted, accessories shown on these pages are not included with buildings.

HO SCALE BUILDINGS (continued)



HO SCALE PUMP STATION
(5¼" W x 3" D x 2" H)
Item No. 35109
Suggested price: \$51.00



HO SCALE FUEL STORAGE TANK
(4½" W x 3" D x 2½" H)
Item No. 35110
Suggested price: \$61.00



HO SCALE ELECTRICAL SUBSTATION
(8" W x 3" D x 3" H)
Item No. 35111
Suggested price: \$70.00



HO SCALE BRANCH LINE WATER STOP
(2¾" W x 3" D x 4½" H,
not including extended spout)
Item No. 35112 • Suggested price: \$99.00



HO SCALE FALLS JUNCTION SWITCH TOWER
(4½" W x 2½" D x 3¾" H)
Item No. 35113 • Suggested price: \$109.00



HO SCALE CENTRAL JUNCTION SWITCH TOWER
(5¾" W x 3¼" D x 4½" H)
Item No. 35114 • Suggested price: \$99.00



HO SCALE SINGLE STALL SHED
(11¾" W x 4" D x 3¾" H)
Item No. 35115 • Suggested price: \$159.00



HO SCALE DOUBLE STALL SHED
(13" W x 6" D x 4¼" H)
Item No. 35116 • Suggested price: \$199.00

Note: Unless otherwise noted, accessories shown are not included with buildings.

OPERATING CARNIVAL RIDE KITS

Bring the carnival to your layout with these colorful, easy-to-build kits that actually move. Enjoy the fun action individually, or create your own midway with all three. Motor include. Power pack or battery operation.



SPIDER RIDE with MOTOR
(8¼" W x 4" H x 8¼" D)
Item No. 46240 • Suggested price: \$42.00



OCTOPUS RIDE with MOTOR
(8¼" W x 4" H x 8¼" D)
Item No. 46241 • Suggested price: \$42.00



KIDDIE BOAT RIDE with MOTOR
(6¼" W x 4¼" H x 5⅜" D)
Item No. 46242 • Suggested price: \$36.00

OPERATING ACCESSORIES



DIESEL HORN in OIL STORAGE TANK
(2¾" H x 4¾" Diameter)
Item No. 46208
Suggested price: \$47.25



STORAGE BUILDING with STEAM WHISTLE SOUND
(6½" W x 2¾" H x 6" D)
Item No. 46209
Suggested price: \$47.25



ALLEGHENY OIL STORAGE TANK with BLINKING LED LIGHT
(2¾" H x 4¾" Diameter)
Item No. 46219
Suggested price: \$31.50

Plasticville® U.S.A.

HO PLASTICVILLE® U.S.A.
BUILDINGS (CLASSIC KITS)



CAPE COD HOUSE
Item No. 45131 • Suggested price: \$20.00



SCHOOL HOUSE
Item No. 45133 • Suggested price: \$20.00



SUPERMARKET
Item No. 45141 • Suggested price: \$20.00




5 & 10 STORE
Item No. 45142 • Suggested price: \$20.00



HARDWARE STORE
Item No. 45143 • Suggested price: \$20.00



POST OFFICE
Item No. 45144 • Suggested price: \$20.00



POLICE STATION
Item No. 45145 • Suggested price: \$20.00



BARN
Item No. 45151 • Suggested price: \$22.00



SIGNAL BRIDGE
(4 1/2" W x 4 3/4" H x 2" D)
Item No. 45134
Suggested price: \$20.00



WATER TANK
(6" H x 3 1/2" Diameter)
Item No. 45153
Suggested price: \$22.00



CATHEDRAL
(5" W x 6 1/2" H x 4 1/2" D)
Item No. 45192
Suggested price: \$26.00



COALING STATION
(5 1/2" W x 8 1/4" H x 3 1/4" D)
Item No. 45211
Suggested price: \$28.50



*Corn Crib 1 7/8" W x 1 1/2" H x 1 1/2" D
Chicken Coop 2 1/4" W x 1 1/4" H x 1 1/2" D
Storage Shed 4 1/4" W x 1 1/2" H x 2" D*

FARM BUILDINGS with ANIMALS
Item No. 45152 • Suggested price: \$22.00



5 1/2" W x 1 1/2" H x 2 1/2" D

RANCH HOUSE
Item No. 45156 • Suggested price: \$22.00



7 1/2" W x 3" H x 3 3/4" D

MARSHAL'S OFFICE & RESTAURANT
Item No. 45161 • Suggested price: \$23.00



6 1/2" W x 3 1/2" H x 4 3/4" D

SALOON & BARBER SHOP
Item No. 45162 • Suggested price: \$27.00



5 1/2" W x 2 3/4" H x 2 1/2" D

FREIGHT STATION
Item No. 45171 • Suggested price: \$24.00



8" W x 4" H x 8" D

PEDESTRIAN BRIDGE
Item No. 45172 • Suggested price: \$24.00



5 1/2" W x 2" H x 3" D

SUBURBAN STATION
Item No. 45173 • Suggested price: \$24.00



6" W x 2" H x 3 1/2" D

GAS STATION
Item No. 45174 • Suggested price: \$28.50



each Shed 4 7/8" W x 1 1/4" H x 1 1/4" D

RAILROAD WORK SHEDS
(two per box)
Item No. 45175 • Suggested price: \$40.00



6 1/4" W x 3 1/4" D x 4" H

HOUSE UNDER CONSTRUCTION
Item No. 45191 • Suggested price: \$26.00



7" W x 3" H x 2 1/4" D

PLATFORM STATION
Item No. 45194 • Suggested price: \$26.00



6" W x 4" H x 4" D

SPLIT-LEVEL HOUSE
Item No. 45213 • Suggested price: \$28.50



*Motel 12" W x 4" H x 4" D
Pool 5 1/2" W x 4" D*

MOTEL with POOL
Item No. 45214 • Suggested price: \$28.50




9" W x 3" H x 4" D

CONTEMPORARY HOUSE
Item No. 45432 • Suggested price: \$32.00



9 1/2" W x 5" H x 6" D


DRIVE-IN BURGER STAND
Item No. 45434 • Suggested price: \$32.00



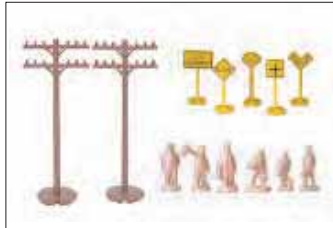
PICKET FENCE (24 pcs.)
Item No. 42100
Suggested price: \$11.00



BLOCK SIGNALS
Item No. 42101
Suggested price: \$11.50



TELEPHONE POLES (12 pcs.)
Item No. 42102
Suggested price: \$11.00



LAYOUT ACCESSORIES ASSORTMENT
(12 telephone poles, 24 signs, and 24 figures)
Item No. 42104
Suggested price: \$15.00



CROSSING SIGNALS & GATES (12 pcs.)
Item No. 42200
Suggested price: \$12.50



RAILROAD & STREET SIGNS (24 pcs.)
Item No. 42204
Suggested price: \$11.00



ROAD CROSSING
Item No. 42208
Suggested price: \$13.00



PLAYGROUND EQUIPMENT
Item No. 42214
Suggested price: \$11.00



SWIMMING POOL and ACCESSORIES
Item No. 42215
Suggested price: \$11.50



16v MINI WATER PUMP
Item No. 42219
Suggested price: \$22.50



LED LIGHTING KIT
Item No. 42240
Suggested price: \$11.50

N SCALE ROADSIDE U.S.A.® RESIN BUILDINGS

Take a fun trip along America's back roads with *Roadside U.S.A.*® buildings! Resin construction.



(Scenery elements not included.)



N SCALE AIRPLANE GAS STATION
(3¼" W x 3¾" D x 1" H)
Item No. 35251 • Suggested price: \$69.00



N SCALE SOMBRERO RESTAURANT
(3⅞" W x 3⅞" D x 2⅞" H)
Item No. 35254 • Suggested price: \$52.00



N SCALE ICE CREAM STAND - CHOCOLATE
(1½" W x 2⅞" D x 1⅞" H)
Item No. 35256 • Suggested price: \$34.00

N SCALE FALSE-FRONT RESIN BUILDINGS

SceneScapes® N scale False-Front Resin Buildings have realistic details and colors to let you add space-saving buildings to your railroad.



N SCALE THREE-STORY WAREHOUSE
(4¼" W x 1" D x 3¼" H)
Item No. 35051 • Suggested price: \$41.00



N SCALE FARMFRESH DAIRY
(3½" W x ½" D x 1⅞" H)
Item No. 35052 • Suggested price: \$41.00



N SCALE FOUR-STORY PARKING GARAGE
(6¼" W x 1⅞" D x 3⅞" H)
Item No. 35053 • Suggested price: \$82.00



N SCALE REGAL CINEMA
(3" W x 1" D x 3½" H)
Item No. 35054 • Suggested price: \$49.00



N SCALE HOBBY STORE
Includes photo background of shop interior
(3¾" W x ⅞" D x 1⅞" H)
Item No. 35055 • Suggested price: \$44.00



N SCALE MERCHANTS HALL
(4¾" W x ½" D x 2⅞" H)
Item No. 35056 • Suggested price: \$39.00



Instant buildings for your railroad!
These already-assembled models will add interest
and realism to any N scale layout.



5" W x 2½" H x 3" D

DRIVE-IN BURGER STAND
Item No. 45709 • Suggested price: \$28.00




5" W x 2½" H x 3" D

DRIVE-IN BANK
Item No. 45804 • Suggested price: \$28.00



3½" W x 5" H x 2¼" D

COALING STATION
Item No. 45811 • Suggested price: \$28.00



3½" W x 4" H x 2½" D

COUNTRY CHURCH
Item No. 45815 • Suggested price: \$28.00



4¾" W x 2½" H x 3½" D

FACTORY
Item No. 45902 • Suggested price: \$30.00



5½" W x 2¼" H x 3½" D

GAS STATION
Item No. 45904 • Suggested price: \$30.00



5" W x 1¾" H x 3" D

FREIGHT STATION
Item No. 45907 • Suggested price: \$30.00



5" W x 2" H x 2⅞" D

PASSENGER STATION
Item No. 45908 • Suggested price: \$30.00



1 1/8" H x 2 3/4" Diameter

BLINKING OIL TANK

Item No. 46903 • Suggested price: \$30.00



BLINKING BRIDGE

(not compatible with E-Z Track®)

Item No. 46904 • Suggested price: \$27.00

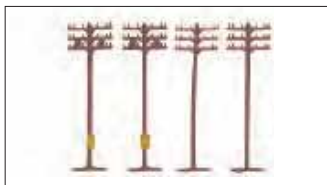


4 1/2" W x 1 1/8" H x 1 1/4" D

BRIDGE

(not compatible with E-Z Track®)

Item No. 46905 • Suggested price: \$22.50



TELEPHONE POLES

(12 pieces)

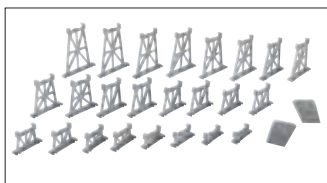
Item No. 42506 • Suggested price: \$11.00



RAILROAD and STREET SIGNS

(24 pieces)

Item No. 42513 • Suggested price: \$11.00



26-PIECE GRADUATED TRESTLE SET

(not compatible with E-Z Track®)

Item No. 42523 • Suggested price: \$22.00



DUAL CROSSING GATES

Item No. 46720 • Suggested price: \$16.00

Plasticville® U.S.A.



O SCALE
PLASTICVILLE® U.S.A. KITS

Since 1947, hobbyists and collectors have made *Plasticville® U.S.A.* products their structures of choice. *Plasticville®* pieces add character and dimension to your O scale layout. Many buildings and accessories have been added to the *Plasticville®* line throughout its history, and many are still produced from their original molds. As a fun challenge to collectors, you can collect hundreds of product, color, and packaging variations that have occurred over the years (you can even join the independent Plasticville Collectors Association at plasticvilleusa.org). Whether you're new in town or an established civic leader, Bachmann builds *Plasticville® U.S.A.* for you. City growth is limited only by your imagination!



TURNPIKE INTERCHANGE
(10" W x 4½" H x 11" D)

Item No. 45601 • Suggested price: \$35.00



DAIRY BARN

(5½" H x 8½" W x 4½" D)

Item No. 45602 • Suggested price: \$28.50



WINDMILL with FARM MACHINERY
(10½" H x 2¾" W x 2¾" D)

Item No. 45603 • Suggested price: \$28.50



FARM OUTBUILDINGS with ANIMALS

(Corn Crib 2 7/8" W x 2 1/4" H x 2 1/4" D,

Chicken Coop 3 1/4" W x 2" H x 2 1/2" D,

Storage Shed 6 3/8" W x 2 1/4" H x 3" D)

Item No. 45604 • Suggested price: \$24.00



DINER
(9" W x 23/4" H x 3 1/4" D)
Item No. 45605 • Suggested price: \$28.50



FROSTY BAR
(5" W x 3 1/2" H x 4 1/2" D)
Item No. 45606 • Suggested price: \$24.00



SPLIT-LEVEL HOUSE
(10" W x 6 1/2" H x 4 1/2" D)
Item No. 45607 • Suggested price: \$35.00



CAPE COD HOUSES
(Each house is 5" W x 4" H x 4" D; 2 per box)
Item No. 45608 • Suggested price: \$28.50



POLICE STATION with POLICE CAR
(6 1/2" W x 5" H x 6 1/2" D)
Item No. 45609 • Suggested price: \$28.50



**FIRE HOUSE with PUMPER TRUCK,
LADDER TRUCK & FIRE CHIEF CAR**
(6 1/2" W x 5" H x 6 1/2" D)
Item No. 45610 • Suggested price: \$35.00



SCHOOL HOUSE with PLAYGROUND EQUIPMENT
(9" W x 6" H x 3 1/2" D)
Item No. 45611 • Suggested price: \$31.50



TRAILER PARK with 3 TRAILERS & FLAG POLE with FLAG
(8" W x 3" H x 4" D each)
Item No. 45612 • Suggested price: \$29.00



GREENHOUSE with FLOWERS
(4" W x 2½" H x 2⅞" D)
Item No. 45615 • Suggested price: \$31.50



MOTEL
(9½" W x 2¼" H x 5" D)
Item No. 45616 • Suggested price: \$28.50



ROADSIDE STAND
(7" W x 4" H x 3¼" D)
Item No. 45621 • Suggested price: \$28.50



TWO-STORY HOUSE
(9¾" W x 6" H x 5" D)
Item No. 45622 • Suggested price: \$31.50



SIGNAL BRIDGE
(9¼" W x 9" H x 4¼" D)
Item No. 45623 • Suggested price: \$28.50



TRESTLE BRIDGE
(17¼" W x 6¼" H x 4½" D)
Item No. 45975 • Suggested price: \$28.50

Some models on these pages have been weathered and painted for illustration purposes.



UNION STATION
(20" W x 5" H x 7" D)
Item No. 45976 • Suggested price: \$28.50



LOADING PLATFORM & CROSSING SHANTY
(Loading Platform 8" W x 4" H x 3½" D,
Crossing Shanty 6" W x 4" H x 2¼" D)
Item No. 45977 • Suggested price: \$31.50



WATER TOWER
(7" H x 4" Diameter)
Item No. 45978 • Suggested price: \$24.00



COALING STATION
(8" W x 13" H x 6" D)
Item No. 45979 • Suggested price: \$31.50



APARTMENT BUILDING
(9¼" W x 5" H x 5¼" D)
Item No. 45980 • Suggested price: \$31.50



CATHEDRAL
(7½" W x 10½" H x 6" D)
Item No. 45981 • Suggested price: \$28.50

Some models on these pages have been weathered and painted for illustration purposes.

**O SCALE PLASTICVILLE® U.S.A. KITS
AND RESIN BUILDINGS**

O
SCALE




LOG CABIN with RUSTIC FENCE
(5½" W x 3" H x 3½" D)
Item No. 45982 • Suggested price: \$28.50



**HOBO JUNGLE with BOXCAR,
TWO SHACKS and OUTHOUSE**
(Box Car 7" W x 3" H x 3½" D, Shacks 3" W x 3" H x 3¼" D,
Outhouse 3¼" W x 2½" H x 2½" D)
Item No. 45983 • Suggested price: \$28.50



RUSTIC FENCE
(12 sections, each 6" W x 1½" H)
Item No. 45984 • Suggested price: \$23.00



COVERED BRIDGE
(11" W x 4" H x 4" D)
Item No. 45992 • Suggested price: \$31.50

O SCALE ROADSIDE USA® RESIN BUILDINGS

Take a fun trip along America's back roads with our O scale Roadside U.S.A.® buildings! Resin construction.

SCENE SCAPES®



(Scenery elements not included.)



O SCALE ICE CREAM STAND
(4½" W x 7" D x 5¼" H)
Item No. 35303 • Suggested price: \$89.00



O SCALE HOT DOG STAND
(HO model shown for illustrative purposes)
Item No. 35306 • Suggested price: \$99.00

NEW



HO and O

MINIATURE FIGURES

HO FIGURE SETS

Suggested price: \$12.00 each



WAITING PASSENGERS
Item No. 42330



TRAIN CREW
Item No. 42339



OLD WEST FIGURES
Item No. 42335



PEOPLE AT LEISURE
Item No. 42339



TRAIN WORK CREW
Item No. 42341



SITTING PASSENGERS
Item No. 42342

HO and O MINIATURE FIGURES



CITY PEOPLE with MOTORCYCLE
HO Scale • Item No. 33101 • Suggested price: \$12.50
O Scale • Item No. 33151 • Suggested price: \$17.00

SCENE
SCAPES®



COWS - BROWN & WHITE
HO Scale • Item No. 33102 • Suggested price: \$12.50
O Scale • Item No. 33152 • Suggested price: \$17.00



COWS - BLACK & WHITE
HO Scale • Item No. 33103 • Suggested price: \$12.50
O Scale • Item No. 33153 • Suggested price: \$17.00



POLICE SQUAD
HO Scale • Item No. 33104 • Suggested price: \$12.50
O Scale • Item No. 33154 • Suggested price: \$17.00

HO and O MINIATURE FIGURES (continued)



CONSTRUCTION WORKERS

HO Scale • Item No. 33105 • Suggested price: \$12.50

O Scale • Item No. 33155 • Suggested price: \$17.00



MAINTENANCE WORKERS

HO Scale • Item No. 33106 • Suggested price: \$12.50

O Scale • Item No. 33156 • Suggested price: \$17.00



CATS with GARBAGE CAN

HO Scale • Item No. 33107 • Suggested price: \$12.50

O Scale • Item No. 33157 • Suggested price: \$17.00



DOGS with FIRE HYDRANT

HO Scale • Item No. 33108 • Suggested price: \$12.50

O Scale • Item No. 33158 • Suggested price: \$17.00



STROLLING PEOPLE

HO Scale • Item No. 33109 • Suggested price: \$12.50

O Scale • Item No. 33159 • Suggested price: \$17.00



STANDING PLATFORM PASSENGERS

HO Scale • Item No. 33110 • Suggested price: \$12.50

O Scale • Item No. 33160 • Suggested price: \$17.00



SEATED PLATFORM PASSENGERS

HO Scale • Item No. 33111 • Suggested price: \$12.50

O Scale • Item No. 33161 • Suggested price: \$17.00



BUSINESSMEN

HO Scale • Item No. 33112 • Suggested price: \$12.50

O Scale • Item No. 33162 • Suggested price: \$17.00

HO and O MINIATURE FIGURES (continued)



MECHANICS

HO Scale • Item No. 33113 • Suggested price: \$12.50

O Scale • Item No. 33163 • Suggested price: \$17.00



BUILDING SITE ACCESSORIES

HO Scale • Item No. 33114 • Suggested price: \$12.50

O Scale • Item No. 33164 • Suggested price: \$17.00



WAIST-UP SEATED PASSENGERS

HO Scale • Item No. 33115 • Suggested price: \$12.50

O Scale • Item No. 33165 • Suggested price: \$17.00 **NEW**



CIVIL ENGINEERS

HO Scale • Item No. 33116 • Suggested price: \$12.50

O Scale • Item No. 33166 • Suggested price: \$17.00 **NEW**



SIDEWALK PEOPLE

HO Scale • Item No. 33117 • Suggested price: \$12.50

O Scale • Item No. 33167 • Suggested price: \$17.00 **NEW**



PIGS

HO Scale • Item No. 33118 • Suggested price: \$12.50



PIGS

O Scale • Item No. 33168 • Suggested price: \$17.00 **NEW**



HORSES

HO Scale • Item No. 33119 • Suggested price: \$12.50

O Scale • Item No. 33169 • Suggested price: \$17.00 **NEW**

ADDITIONAL ACCESSORIES

PROSES ACCESSORIES


Handy products for HO, N, On30, O, and Large Scale modelers from Proses.



HO SCALE BALLAST SPREADER
Item No. 39001 • Suggested price: \$25.00




N SCALE BALLAST SPREADER
Item No. 39002 • Suggested price: \$25.00




O SCALE 2-RAIL BALLAST SPREADER
Item No. 39003 • Suggested price: \$40.00



O SCALE 3-RAIL BALLAST SPREADER
Item No. 39004 • Suggested price: \$40.00



G SCALE BALLAST SPREADER
Item No. 39005 • Suggested price: \$59.00



HO BALLAST GLUER/FIXER
Item No. 39006 • Suggested price: \$50.00



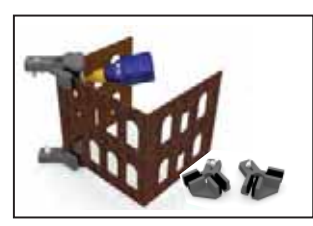
AUTHENTIC HO SCALE LIMESTONE BALLAST
(gray blend)
Item No. 39007 • Suggested price: \$22.00



BALLAST GLUE
(250 ml)
Item No. 39008 • Suggested price: \$27.00



MAGNETIC SNAP & GLUE SET
(4 magnetic clamps with 16 magnets; suggested use shown, glue not included)
Item No. 39009 • Suggested price: \$65.00



RIGHT ANGLE HOLD & GLUE SET
(2 right angle holders; suggested use shown, glue not included)
Item No. 39010 • Suggested price: \$26.00



MAGNETIC ADJUSTABLE SNAP & GLUE SET
(2 adjustable-angle magnetic clamps; suggested use shown, glue not included)
Item No. 39011 • Suggested price: \$42.00



TRACK VOLTAGE TESTER
(N, HO & On30)
Item No. 39012 • Suggested price: \$27.00

PROSES ACCESSORIES (continued)



HAND-HELD TRACK CLEANER
(N, HO & On30)
Item No. 39013 • Suggested price: \$13.50




HAND-HELD TRACK CLEANER REPLACEMENT PADS
(5 pieces)
Item No. 39014 • Suggested price: \$4.25



HO SCALE BALLAST SPREADER with SHUTOFF
Item No. 39015 • Suggested price: \$36.00



HO SCALE BALLAST SPREADER CAR with SHUTOFF & HEIGHT ADJUSTMENT
Item No. 39016 • Suggested price: \$60.00




HO SCALE ADJUSTABLE PARALLEL TRACK TOOL (2 per pack)
Item No. 39017 • Suggested price: \$36.00




MULTI-ANGLE ROTATING LOCOMOTIVE CRADLE
(adjustable for use with N to most O scale models)
Item No. 39018 • Suggested price: \$99.00



N SCALE BALLAST GLUER/FIXER
Item No. 39019 • Suggested price: \$49.00



N SCALE ADJUSTABLE PARALLEL TRACK TOOL (2 per pack)
Item No. 39021 • Suggested price: \$35.00



TRACK and METAL ROD CUTTER
Item No. 39022 • Suggested price: \$149.00



HO ROLLERS and DRIVE WHEEL CLEANERS
(includes 4 rollers & 4 cleaners)
Item No. 39023 • Suggested price: \$99.00



HO ROLLING ROAD with ROLLERS and DRIVE WHEEL CLEANERS
(includes roller base, 6 rollers & 4 cleaners)
Item No. 39024 • Suggested price: \$199.00



HO POWERED RAILER
Place the aluminum base on track to power tapered slots that allow you to drive your longer, multi-wheeled locomotives (or any motive power) right onto the track.
Base length: 48 cm (18.9 inches).
Item No. 39025 • Suggested price: \$59.00

ADDITIONAL ACCESSORIES

PROSES ACCESSORIES (continued)



N SCALE POWERED RAILER
 Place the aluminum base on track to power tapered slots that allow you to drive your longer, multi-wheeled locomotives (or any motive power) right onto the track.
 Base length: 23 cm (9 inches).
 Item No. 39026 • Suggested price: \$49.00



HO LASER-CUT COTTAGE KIT
 (2 per pack)
 Item No. 39101 • Suggested price: \$23.00



HO LASER-CUT CAR SHED KIT
 (cars not included)
 Item No. 39102 • Suggested price: \$25.00



HO LASER-CUT OUTDOOR BILLBOARD KIT
 (4 per pack)
 Item No. 39103 • Suggested price: \$25.00




HO CONCRETE SIDEWALK
 (48" of sidewalk)
 Item No. 39104 • Suggested price: \$21.00



HO HEXAGON SIDEWALK
 (48" of sidewalk)
 Item No. 39105 • Suggested price: \$28.00



HO SCALE MACHINERY PARTS
 (2 per pack; assembly required)
 Item No. 39106 • Suggested price: \$15.00



HO SCALE TIMBER LOADS
 (2 per pack; assembly required)
 Item No. 39107 • Suggested price: \$15.00



HO SCALE CABLE DRUMS
 (2 per pack; assembly required)
 Item No. 39108 • Suggested price: \$17.00



HO SCALE OIL DRUMS
 (turned aluminum, 24 per pack; 2 wooden pallets)
 Item No. 39109 • Suggested price: \$26.00



HO SCALE MACHINERY CRATES
 (2 per pack; assembly required)
 Item No. 39110 • Suggested price: \$16.00



O SCALE BILLBOARD KIT
 (2 per pack)
 Item No. 39111 • Suggested price: \$25.00

E-Z Command® Digital Command Control System

E-Z COMMAND® CONTROL CENTER

Item No. 44932 • Suggested price: \$195.00

Enjoy the fastest way to get going in DCC with our E-Z Command® Digital Command Control System. In partnership with Lenz Elektronik GmbH, Bachmann brings you a DCC system that is both easy to use and affordable for novice and experienced hobbyists alike. E-Z Command® allows modelers to digitally control speed, direction, lighting, and sound of multiple locomotives. E-Z Command® also streamlines the programming process with simple, main-track programming.

Features include:

- digital control of multiple locomotives in all scales (E-Z Command® 5 Amp Power Booster, Item No. 44910, required for O scale and Large Scale operation)
- plug-and-play compatibility with all DC and DCC systems
- digitally control speed, direction, lighting, and sound



- simple, on-track programming
- 28 speed step control
- 1 amp wall pack power supply
- plug-in wiring
- printed instructions




E-Z COMMAND® 1 AMP LOCOMOTIVE DECODERS




Introduce your locomotives to the digital age with our basic 1 amp decoders.

- dual-mode decoder (automatic analog or DCC operation)
- compatible with NMRA-compliant DCC systems
- control speed, direction, and lighting functions (including headlight dimming)
- service mode decoder lock for changing the address on the layout
- ops mode programming
- two- or four-digit addresses
- 14, 27, 28, 128 speed steps
- basic and advanced consisting
- acceleration, deceleration, and start voltage adjustment
- instructions included



16 x 25 x 5mm
E-Z COMMAND® DCC DECODER
with WIRE HARNESS
Item No. 44914 (3 per card) • Suggested price: \$125.00



9.5 x 25 x 5mm
E-Z COMMAND® DCC DECODER
with WIRE HARNESS
Item No. 44925 (1 per card) • Suggested price: \$51.00

E-Z COMMAND® DIGITAL COMMAND CONTROL SYSTEM (continued)

DECODER-EQUIPPED HO SCALE NICKEL SILVER E-Z TRACK® TURNOUTS

These turnout include an addressable DCC decoder compatible with all NMRA-compliant DCC controllers such as the E-Z Command® DCC System. See the HO E-Z Track® section of this catalog for more information.

Item No. 44130	E-Z COMMAND® DCC TURNOUT - LEFT (1/box)
Item No. 44131	E-Z COMMAND® DCC TURNOUT - RIGHT (1/box)
Item No. 44132	E-Z COMMAND® DCC #5 TURNOUT - LEFT (1/box)
Item No. 44133	E-Z COMMAND® DCC #5 TURNOUT - RIGHT (1/box)
Item No. 44134	E-Z COMMAND® DCC #5 WYE TURNOUT (1/box)
Item No. 44135	E-Z COMMAND® DCC #6 TURNOUT - LEFT (1/box)
Item No. 44136	E-Z COMMAND® DCC #6 TURNOUT - RIGHT (1/box)
Item No. 44137	E-Z COMMAND® DCC #6 SINGLE CROSSOVER TURNOUT - LEFT (1/box)
Item No. 44138	E-Z COMMAND® DCC #6 SINGLE CROSSOVER TURNOUT - RIGHT (1/box)
Item No. 44139	E-Z COMMAND® DCC #4 TURNOUT - LEFT (1/box)
Item No. 44140	E-Z COMMAND® DCC #4 TURNOUT - RIGHT (1/box)



E-Z COMMAND® WALK-AROUND COMPANION CONNECTOR PANEL (with Connector Wire)

Item No. 44908 • Suggested price: \$60.00

Used in conjunction with the E-Z Command® Walk-Around Companion (Item No. 44907), multiple connector panels let you establish a series of control points virtually anywhere on the perimeter of your layout.

- plug-in ports
- oversee railroad operations from convenient locations around your layout



E-Z COMMAND® 5 AMP POWER BOOSTER

Item No. 44910 • Suggested price: \$429.00

The E-Z Command® 5 Amp Power Booster provides extra current to the track for an increased number of DCC locomotives on your HO, N, O, or Large Scale layout. Compatible with any NMRA-compliant DCC system.



E-Z COMMAND® AUTOMATIC REVERSE LOOP MODULE

Item No. 44912 • Suggested price: \$99.00

This E-Z Command® accessory eliminates the complicated wiring previously needed to operate analog reverse-loop track layouts.

- module senses train as it moves along the loop, automatically switching polarity to allow reverse loop travel



E-Z COMMAND® DYNAMIS® WIRELESS INFRARED DCC SYSTEM

Item No. 36505 • Suggested price: \$369.00

E-Z Command® Dynamis® allows the operator total freedom by integrating two-way wireless technology into an advanced digital command control system.

Features include:

- two-way wireless infrared operation
- constant digital information updates of handset commands to locomotive, and of locomotive performance back to handset
- joystick control for locomotive selection and speed
- ten function buttons for one-touch operation of sound and lighting features
- programming on the main
- 9,999 locomotive addresses
- supports 14, 28 or 128 speed steps
- full CV programming
- backlit LCD screen with graphic interface and easy-to-use menu buttons
- control of up to 40 locomotives at any one time (up to 21 functions per locomotive)
- allows 40 consists of up to five locomotives each
- turnout and accessory decoder control
- universally compatible track connection



- expandable modular design
- four AAA batteries included
- suitable for all layouts, from train sets to sophisticated railroads
- 2.3 amp power supply
- conforms to all applicable NMRA standards



E-Z COMMAND® DYNAMIS® HANDSET

Item No. 36507 • Suggested price: \$179.00

The use of additional handsets provides multiple-person operation of your railroad. Use the *E-Z Command® Dynamis®* handset with the *Dynamis®* Pro Box (Item No. 36508) to increase the number of operators on your layout. Four handsets can be used simultaneously with the *Dynamis®* Pro system.



E-Z COMMAND® DYNAMIS® PRO BOX

Item No. 36508 • Suggested price: \$509.00

Adding the *E-Z Command®* Pro Box to your *Dynamis®* DCC system delivers more versatility to your railroad. The *Dynamis®* Pro Box allows the use of three additional wireless controllers (limit 4), additional wireless receivers and the use of programming tracks to read and write CV values. All of this will transform your *Dynamis®* system into a *Dynamis®* "Pro" system.



E-Z COMMAND® DYNAMIS® WIRELESS RECEIVER

Item No. 36509 • Suggested price: \$54.00

Additional infrared receiver for use with Bachmann *E-Z Command® Dynamis®* Pro Box. Provides extended receiver coverage.



INDIVIDUALLY PACKAGED LUBRICANTS

Suggested price: \$17.00 each



CONDUCTIVE CONTACT LUBE
(1 fl oz.)
Item No. 99981



GREASE
(0.5 oz.)
Item No. 99982



HEAVY GEAR OIL
(1 fl oz.)
Item No. 99983



LIGHT GEAR OIL
(1 fl oz.)
Item No. 99984

Lubricants for Model Railroad Professionals

For the best care and maintenance of metal-to-metal and other moving parts on motive power, rolling stock, and track, Bachmann has a full line of premium-grade lubricants. Four *E-Z Lube*® products are offered:

- light gear oil
- heavy gear oil
- heavy duty grease
- conductive contact lubricant

Each of the lubricants has a specific purpose. We recommend Bachmann's Light Gear Oil (Item No. 99984) for use on all gears, bearings, valve gears, and side rods. Our Heavy Gear Oil (Item No. 99983) lubricates for extended periods of time and should be used for larger locomotive gears only. For applications requiring heavier viscosity products, such as Large Scale trains, it is best to use heavy-duty Grease (Item No. 99982). And for superior electrical pickup, contact maintenance, and track cleaning, your choice is Conductive Contact Lube (99981).

With proper maintenance, you can extend the life and enjoyment of your railroad equipment for many, many years. We urge you to establish a sensible maintenance schedule and to use our *E-Z Lube*® products for professional care.

RAILROAD MAINTENANCE KIT

Item No. 99994 • Suggested price: \$39.00



Now you can have the lubricant you need in one convenient package. Bachmann's Railroad Maintenance Kit includes *E-Z Lube*® Conductive Contact Lube, Heavy Gear Oil, and Light Gear Oil to keep your railroad running smoothly.





SMOKE FLUID AND POWER PACKS



SMOKE FLUID
(4.5 fl oz.)
Item No. 00251
Suggested price: \$15.00



RAIL & ROAD TRACK CLEANER
(6 fl oz.)
Item No. 99992
Suggested price: \$14.00

POWER PACKS



POWER PACK and SPEED CONTROLLER
(appropriate for N, HO, and On30 scale trains; not DCC compatible)
Item No. 44211 • Suggested price: \$89.00



LARGE SCALE POWER PACK and SPEED CONTROLLER
(appropriate for Large Scale trains; not DCC compatible)
Item No. 44217 • Suggested price: \$99.00



by BACHMANN

TONS OF FUN IN 2018

The GE 70-Ton Scale Diesel will be the newest engine in our True Blast® Plus line, where it joins the EMD F59PHI. The highly anticipated F59PHI locomotive, in three official Amtrak® paint schemes, is pulling into the station this year! The 70-Tonner features 16-bit polyphonic sound including prime mover, horn, and bell. Known as an efficient switcher that “plays above its weight,” our prototypically scaled model includes dual motors with flywheels and a flush-mounted windshield with separate wipers. The 70-Tonner is offered in four colorful roadnames.



Visit E-Z Street® to see our full line of cars and trucks, including the arrival of our 1930s-style Delivery Vans. Enjoy a tasty treat with Williams by Bachmann’s new Roadside U.S.A.® Ice Cream and Hot Dog Stands. Recalling the one-of-a-kind structures that have made touring America’s back roads such a delight, they feature resin construction. Whatever locomotives, cars, or accessories you choose to play with, we hope you enjoy tons of fun in 2018!



Table of Contents

<i>RINGLING BROS. AND BARNUM & BAILEY™</i>	W2
<i>E-Z STREET®</i>	W3
MOTIVE POWER.....	W8
FREIGHT CARS	W22
TRACK.....	W36
OPERATING AND ADDITIONAL ACCESSORIES.....	W37

Ringling Bros. and Barnum & Bailey™

Imagine living in a rural town in the early 1900s and seeing a circus train arrive at your railroad station. A powerful steam engine would be pulling car after colorful car, some filled with exotic animals you'd never seen, such as lions, tigers, and elephants! While many circuses were able to expand because of the efficiency of rail transportation, it was only the merger of Ringling Brothers and Barnum & Bailey in 1919 that created a colossal train of over 90 cars! For nearly 100 years *The Greatest Show on Earth™* traveled by rail to thrill millions of circus-goers all across the country. Bachmann is delighted to bring you these vintage *Ringling Bros. and Barnum & Bailey™* models that let you experience all the excitement of the *Ringling Bros.®* train coming to town!



3-DOME WATER CAR #103
Item No. 47120 • Suggested price: \$69.95



TIGER BOX CAR #33
Item No. 47080 • Suggested price: \$79.95



FLAT CAR with CRATES #119
Item No. 47556 • Suggested price: \$79.95



GONDOLA #120
Item No. 47212 • Suggested price: \$74.95



**RINGLING BROS. and BARNUM & BAILEY™
CLOWN CAR**
Item No. 42730 • Suggested price: \$89.95
(See *E-Z Street®* Vehicles section for additional information.)



N5c PORTHOLE CABOOSE #2
Item No. 47756 • Suggested price: \$89.95



E-Z Street® Expressway

Ready-to-Run Set

Item No. 00341 • Suggested price: \$269.00



Drive the fast lane to fun on the *E-Z Street® Expressway*. Featuring a vintage-style *E-Z Street®* sedan, classic *Plasticville® U.S.A.* Turnpike Interchange building, and 36.5" x 21.5" oval of *E-Z Street®* track, this ready-to-run set puts you in the driver's seat for your next O Gauge road trip.



This complete and ready-to-run E-Z Street® set includes:

- *E-Z Street®* sedan (forward operation only)
- *Plasticville® U.S.A.* Turnpike Interchange building (with 4 traffic cones)
- 36.5" x 21.5" oval of *E-Z Street®* track (14 pieces) including 8 pieces 21" diameter curved track, 4 pieces 2.5" straight to curve track, and 2 pieces 10" straight track
- wall pack with speed controller
- illustrated instructions



Speed Controller with Plug-In Wiring (forward operation only)



Now your model town or city can get moving with the *E-Z Street®* track system and *E-Z Street®* vehicles. The *E-Z Street®* modular system snaps together to create realistic one-lane or two-lane roads and intersections. Some suggested configurations include using four sections of 90 Degree Crossover Track (Item No. 00268) to form a two-lane four-way intersection. The 16" diameter curves (Item No. 00261) nest inside the 21" diameter curves (Item No. 00262) for realistic two-lane roads. When planning your track layout, note that you need to use 2.5" Straight to Curve Track (Item No. 00264) anytime you want to connect straight track (5" Straight, Item No. 00266 or 10" Straight, Item No. 00267) to a curved section.

To add power to your *E-Z Street®* system, you must connect Power Wires (Item No. 00270) to the underside of a section of 10" Straight Track (Item No. 00267). If you would like to create an urban siding off of your track mainline, use our "To Track" Connector Pins (Item No. 00272) to connect to our O Gauge or O-27 tubular track system.

From open rural highways to busy city downtowns, *E-Z Street®* offers limitless possibilities for fun!



E-Z STREET® DELIVERY VAN

Navigates 16" diameter curves • Length 7.25"

Suggested price: \$99.95 each

If you want to add a fun touch to your *E-Z Street®* system layout, these late 1930s-style vans will really deliver the goods.

Features include:


- forward operation only on O Gauge *E-Z Street®* track system and straight or curved three-rail track
- may also operate on some three-rail turnouts and crossovers



CHILLY'S ICE
Item No. 42737



PASTURE PURE DAIRY
(illustration shown)
Item No. 42738



DAISY FRESH DIAPER SERVICE
(illustration shown)
Item No. 42739



KENSINGTON HARDWARE
(illustration shown)
Item No. 42740

E-Z STREET® VEHICLES



E-Z STREET® CAR

Navigates 16" diameter curves • Length 4.5" • Height 1.5"

Suggested price: \$89.95 each

Get behind the wheel of these cars designed for the E-Z Street® track system.

Features include:

- forward operation only on O Gauge E-Z Street® track system and straight or curved three-rail track
- may also operate on some three-rail turnouts and crossovers



SEDAN - SEAMIST GREEN
Item No. 42726



TAXI
Item No. 42728



RINGLING BROS. and BARNUM & BAILEY™
CLOWN CAR
Item No. 42730



SEDAN - MAROON
Item No. 42725



POLICE CAR
Item No. 42727



SEDAN - BLUE
Item No. 42729



FIRE CHIEF CAR
Item No. 42736

E-Z STREET® TRUCKS

Navigates 16" diameter curves • Length 4.5" • Height varies by model

Suggested price: \$99.95 each

Make your city scene come alive with this fleet of trucks available for the *E-Z Street®* track system.

Features include:

- forward operation only on O Gauge *E-Z Street®* track system and straight or curved three-rail track
- may also operate on some three-rail turnouts and crossovers



TOW TRUCK
Item No. 42731



PICKUP TRUCK - BEIGE
Item No. 42732



ICE CREAM TRUCK
Item No. 42733



FOOD TRUCK
Item No. 42734



PICKUP TRUCK - GREEN
Item No. 42735



Have a question? You can "Ask the Bach Man" on our message board at www.bachmanntrains.com!

E-Z STREET® TRACK SYSTEM

E-Z STREET® TRACK

16" DIAMETER CURVED TRACK
 Item No. 00261
 Suggested price: \$26.95
 (4/card)



21" DIAMETER CURVED TRACK
 Item No. 00262
 Suggested price: \$28.95
 (4/card)



2.5" STRAIGHT TO STRAIGHT TRACK
 Item No. 00263
 Suggested price: \$23.95
 (4/card)



2.5" STRAIGHT TO CURVE TRACK
 Item No. 00264
 Suggested price: \$24.95
 (4/card)



2.5" CURVE TO CURVE TRACK
 Item No. 00265
 Suggested price: \$23.95
 (4/card)



5" STRAIGHT TRACK
 Item No. 00266
 Suggested price: \$29.95
 (4/card)



10" STRAIGHT TRACK/ POWER TERMINAL*
 Item No. 00267
 Suggested price: \$33.95
 (4/card)



90 DEGREE CROSSOVER TRACK
 Item No. 00268
 Suggested price: \$12.95
 (1/card)



CONNECTOR PINS
 (8 outside & 4 center)
 Item No. 00269
 Suggested price: \$8.95



POWER CONNECTION WIRES
 Item No. 00270
 Suggested price: \$8.95



TO TRACK CONNECTOR PINS
 (8 outside & 4 center)
 Item No. 00272
 Suggested price: \$8.95



* Required for power connection

21" DIAMETER REMOTE TURNOUTS

Suggested price: \$69.95 each

The 21" Diameter Remote Turnout - Left and 21" Diameter Remote Turnout - Right are the newest additions to our *E-Z Street*® modular system. The Turnouts can be operated manually or remotely and feature non-derailing sprung switches.



21" DIAMETER REMOTE TURNOUT - LEFT
 Item No. 00273



21" DIAMETER REMOTE TURNOUT - RIGHT
 Item No. 00274

4-6-2 SEMI-SCALE PACIFIC

Navigates O-31 curves • Length 19.75" • Height 4"



Suggested price: \$599.95 each

The advent of heavier, longer passenger trains in the early 20th century called for a new type of steam locomotive. The 4-6-2 (or Pacific class as it came to be known) answered that call in 1901. It went on to become the predominant express passenger engine through the 1930s. This 4-6-2 was our first O Gauge steam engine to feature the *True Blast® Plus* 16-bit polyphonic sound system with whistle, bell, chuff, and idle steam sounds.

Features include:

- *True Blast® Plus* 16-bit polyphonic sound system with whistle, bell, chuff, and idle steam sounds
- die-cast boiler and chassis
- powerful motor with flywheel coasting action
- traction tires
- operating headlight and back-up light on tender
- operating rear coupler
- operating smoke unit



NEW YORK CENTRAL® #6467
Item No. 40801



SOUTHERN #1409
Item No. 40802



SANTA FE #3430
Item No. 40803



WABASH #696
Item No. 40804

STEAM LOCOMOTIVES

BALDWIN 4-6-0 SCALE STEAMER
 Navigates O-27 curves • Length 18.50" • Height 4"



Suggested price: \$429.95 each

Features include:

- die-cast boiler and chassis
- powerful motor with flywheel coasting action
- traction tires
- operating headlight
- operating rear coupler
- operating smoke unit
- *True Blast II*® digital whistle and bell



CHESAPEAKE & OHIO®
 Item No. 40602



BALTIMORE & OHIO® #1357
 Item No. 40607



SOUTHERN PACIFIC #2374
 Item No. 40608



Have a question? You can "Ask the Bach Man" on our message board at www.bachmanntrains.com!

GG-1 SCALE ELECTRIC

Navigates O-42 curves • Length 20.25" • Height 4"

Suggested price: \$699.95 each



The pride of Pennsylvania's Electric Fleet! There's no mistaking a GG-1 for any other locomotive. Equipped with our exclusive *True Blast® Plus* sound package, this GG-1 sounds as good as it looks.

Features include:

- *True Blast® Plus* 16-bit polyphonic sound including electric locomotive sounds, horn, and bell
- 6 wheel power trucks with traction tires
- powered by dual motors with flywheel coasting action
- all metal gears
- electronic 6-amp reverse board with directional lock-out
- durable ABS plastic shell
- die-cast trucks, truck sides, and pilots
- dual headlights
- twin operating pantographs
- add-on stamped metal ladders
- add-on grabrails and window bars



PENNSYLVANIA RAILROAD #4859 - GREEN 5 STRIPE
Item No. 41850



PENNSYLVANIA RAILROAD #4909 - TUSCAN 5 STRIPE
Item No. 41851



PENNSYLVANIA RAILROAD #4885 - GREEN SINGLE STRIPE
Item No. 41852



PENNSYLVANIA RAILROAD #4866
"CONGRESSIONAL" - SILVER SINGLE STRIPE
Item No. 41853

DIESEL LOCOMOTIVES



GE 70-TON SCALE DIESEL LOCOMOTIVE

Navigates O-27 curves

Suggested price: \$429.95 each

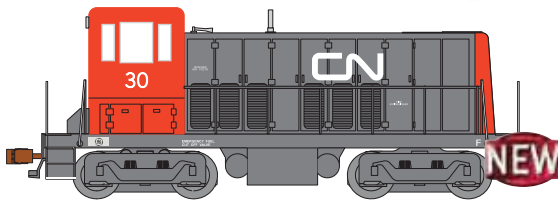
The GE 70-Ton Diesel was promoted as “middleweight power with a heavyweight punch.” It was an economical and efficient choice for branchlines and short lines in the late 1940s/early 1950s that wanted a lighter engine than the typical 100- or 120-ton switcher. Featuring *True Blast® Plus* and dual motors with flywheel, our new O Gauge model packs its own punch to handle all your switching duties.

Features include:

- *True Blast® Plus* 16-bit polyphonic sound including prime mover, horn, and bell
- die-cast frame
- die-cast trucks
- dual motors with flywheel
- prototypical scale dimensions
- electronic reverse board with directional lock-out
- LED lighting
- engineer cab figure
- flush-mounted windshield with separate wipers



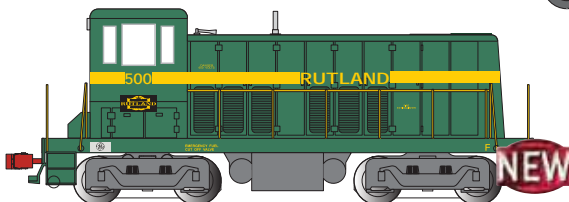
SOUTHERN PACIFIC #5114
(HO model shown for illustrative purposes)
Item No. 23501



CANADIAN NATIONAL #30
(HO illustration shown)
Item No. 23502



TROPICANA #98
(HO illustration shown)
Item No. 23503



RUTLAND #500
(HO illustration shown)
Item No. 23504

EMD F59PHI LOCOMOTIVE

Navigates O-31 curves • Length 15.75" • Width 2.5" • Height 3.875"

Suggested price: \$529.95 each

The EMD F59PHI is a diesel-electric locomotive still hard at work on passenger trains in the United States and Canada. It was first built in 1994 by General Motors' Electro-Motive Division (EMD) and later by EMD's successor company, Electro-Motive Diesel. With its sleek streamlined design and distinctive detailing, our F59PHI is the perfect addition to your modern passenger railroad.

Features include:

- True Blast® Plus 16-bit polyphonic sound including prime mover, horn, and bell
- dual vertical motors with flywheels
- headlights with prototypical directional lighting
- operating ditch lights
- 8-wheel drive with traction tires
- die-cast trucks, fuel tank, pilot, and wheels
- operating die-cast metal couplers
- illuminated number boards and marker lights
- roof vent detail and lift rings
- etched brass screens on sides
- separate fan covers with freely rotating fans
- separate metal steps
- rear platform detail
- fully-sprung opening cab doors
- two engineer figures
- separate windshield wipers
- metal chassis



AMTRAK®
PACIFIC SURFLINER® #459
Item No. 23401



AMTRAK CALIFORNIA™ #2001
Item No. 23402



AMTRAK CASCADES® #470
Item No. 23403

OFFICIAL
LICENSEE

of

AMTRAK®



DIESEL LOCOMOTIVES



GENERAL ELECTRIC GENESIS SCALE DIESEL

Navigates O-31 curves • Length 17" • Height 4"



Suggested price: \$429.95 each

General Electric designed this sleek locomotive for Amtrak's specific needs. You will see it pulling many types of passenger cars all over the United States. They are available in three authentic paint schemes and ready to work on your layout today!

Features include:

- 4 wheel power trucks with traction tires
- powered by dual motors
- flywheel coasting action
- all metal gears
- electronic 6-amp reverse board with directional lock-out
- True Blast® Plus 16-bit polyphonic sound including prime mover, horn, and bell
- durable ABS plastic shell
- die-cast trucks, truck sides, pilots, and fuel tanks



PHASE V #63
Item No. 23301



PHASE I ANNIVERSARY #156
Item No. 23302



Have a question? You can "Ask the Bach Man" on our message board at www.bachmanntrains.com!



NEW HAVEN #228
Item No. 23303

GE DASH 9 SCALE DIESEL

Navigates O-31 curves • Length 17.75" • Height 3.875"

Suggested price: \$499.95 each



C44-9W was General Electric's official designation of this locomotive, but it is commonly referred to as the Dash-9. Now available in five Norfolk Southern heritage paint schemes, it is equipped with our exclusive *True Blast® Plus* sound package and added details such as windshield wipers.

Features include:

- *True Blast® Plus* 16-bit polyphonic sound including prime mover, horn, and bell
- windshield wipers and upgraded window tooling
- 6 wheel power trucks with traction tires
- powered by dual motors with flywheel coasting action
- all metal gears
- electronic 6-amp reverse board with directional lock-out
- durable ABS plastic shell
- die-cast trucks, truck sides, and pilots
- dual headlights
- sturdy stamped metal handrails



CENTRAL OF GEORGIA #8101
Item No. 20430



SOUTHERN #8099
Item No. 20431



LEHIGH VALLEY #8104
Item No. 20432



PENNSYLVANIA RAILROAD #8102
Item No. 20433



NICKEL PLATE #8100
Item No. 20434

DIESEL LOCOMOTIVES

GENERAL MOTORS GP38 SCALE DIESEL
 Navigates O-27 curves • Length 14" • Height 4"



Suggested price: \$429.95 each

The 2,000-HP GP38 was introduced in 1966 to satisfy railroads' need for an intermediate-horsepower road switcher. The GP38 and later GP38-2 models were both extremely successful, with a combined total of 3,000 units sold.

Features include:

- 4 wheel power trucks with traction tires
- powered by dual motors
- flywheel coasting action
- all metal gears
- metal wheels
- electronic 6-amp reverse board with directional lock-out
- *True Blast® Plus* 16-bit polyphonic sound including prime mover, horn, and bell
- durable ABS plastic shell
- die-cast trucks, truck sides, pilots, and fuel tank
- die-cast operating couplers
- dual headlights
- sturdy stamped metal handrails



UNION PACIFIC® #2019
 Item No. 21222



CSX® #2814
(Dark Future)
 Item No. 21223



CANADIAN NATIONAL #4700
 Item No. 21224



SANTA FE #2372
 Item No. 21225



Have a question? You can "Ask the Bach Man" on our message board at www.bachmanntrains.com!

GENERAL MOTORS GP30 SCALE DIESEL
Navigates O-27 curves • Length 14" • Height 4"



Suggested price: \$449.95 each

Built between 1961 and 1963, the GP30 design reflected the latest engineering of the early 1960s. It owes its distinctive "hump," which spans the entire top of the locomotive, to General Motors' automotive stylists. Among its design innovations, the GP30 could be equipped with dynamic braking and an airtight hood to protect the air intake of its electrical cooling system. We continue the GP30's innovative tradition by including *True Blast® Plus* with 16-bit polyphonic sound.

Features include:

- directional LED lighting
- separately applied grabirons, drop-down steps, and windshield wipers
- wire-formed handrails
- 6-amp reverse board with directional lock-out
- prototypically correct details for dynamic or non-dynamic brake models
- dual motors with flywheel coasting action
- traction tires
- durable ABS plastic shell
- *True Blast® Plus* 16-bit polyphonic sound including prime mover, horn, and bell



BURLINGTON #974
(with dynamic brake)
Item No. 22905



CHESAPEAKE & OHIO® #3003
(with dynamic brake)
Item No. 22906



Have a question? You can "Ask the Bach Man" on our message board at www.bachmanntrains.com!



UNION PACIFIC® #839
(with dynamic brake)
Item No. 22907

DIESEL LOCOMOTIVES



RS-3 SCALE DIESEL

Navigates O-31 curves • Length 14.5" • Height 4.25"

Suggested price: \$479.95 each



Introduced in 1950, the all-purpose, 1600-horsepower RS-3 diesel locomotive had the stamina and strength for freight and passenger service yet was agile enough for yard work. With its rugged, dependable design, it's no wonder that many of these versatile RS-3 locomotives are still working today on short lines, tourist lines, and freight lines. Our model comes ready to go to work with *True Blast® Plus* 16-bit polyphonic sound including prime mover, horn, and bell.

Features include:

- durable ABS plastic shell
- electronic 6-amp reverse board with directional lockout
- dual motors with flywheel coasting action
- directional LED lighting

- separately applied grabirons, drop-down steps, and windshield wipers
- wire-formed handrails
- traction tires
- *True Blast® Plus* 16-bit polyphonic sound including prime mover, horn, and bell



ROCK ISLAND
Item No. 23002



CANADIAN NATIONAL
Item No. 23003



SEABOARD®
Item No. 23004

**AMERICAN LOCOMOTIVE COMPANY
POWERED FA-1/DUMMY FB-1 SCALE DIESEL SET**
Navigates O-27 curves • AB Length 27.25" • Height 4"

Suggested price: \$599.95 each set



Struggling to compete with GM's dominance, Alco introduced its first diesel locomotive, the FA-1, in 1945. Also realized that there was a tremendous demand to satisfy from the railroads phasing out steam power. The unit was designed as a dual purpose locomotive suitable for freight and passenger service. Alco produced almost 700 units from 1945 - 1950 for railroads all over the country.

Features include:

- 4 wheel power trucks with traction tires
- dual motors
- flywheel coasting action
- all metal gears
- electronic 6-amp reverse board with directional lock-out
- True Blast® Plus 16-bit polyphonic sound including prime mover, horn, and bell
- molded windows
- separately applied windshield wipers
- durable ABS plastic shell
- die-cast trucks, truck sides, and pilots
- 20 individually installed grabrails
- front headlights
- etched metal grilles covering side vents and roof fan
- die-cast operating front couplers



**UNION PACIFIC®
POWERED FA-1 #1501 / DUMMY FB-1 #1525 SET**
Item No. 23201



**CANADIAN PACIFIC
POWERED FA-1 #4001 / DUMMY FB-1 #4403 SET**
Item No. 23202



**GULF MOBILE & OHIO
POWERED FA-1 #728 / DUMMY FB-1 #B4 SET**
Item No. 23203




**ERIE
POWERED FA-1 #725 / DUMMY FB-1 #725 SET**
Item No. 23204

ALCO FA-2 POWERED & DUMMY A-A SET
Navigates O-27 curves • A-A Length 22" • Height 3.5"

Suggested price: \$549.95 each set

Locomotive Features:

- 4 wheel trucks with traction tires
- dual can motors on powered unit
- flywheel coasting action
- electronic 6-amp reverse board with directional lockout
- True Blast® Plus 16-bit polyphonic sound including prime mover, horn, and bell
- die-cast frame, trucks, and truck sides
- die-cast operating front coupler
- front headlight



Classic Reproduction Series



TEXAS SPECIAL #210
Item No. 20091



NEW HAVEN #209
Item No. 20092



SANTA FE #208 - BLUE and YELLOW
Item No. 20093



NW-2 SCALE DIESEL

Navigates O-27 curves • Length 12" • Height 4"



Suggested price: \$449.95 each

In 1939, GM's EMD division introduced two locomotives: the NW-2 and its smaller sibling, the SW-1. The NW-2 was equipped with a 1000-HP twelve-cylinder engine. It was GM's most popular switcher of all time, with over 1100 units sold. The last unit was manufactured in December 1949. Many railroads and shortlines have rebuilt these units due to their flexibility and reliability. Willams by Bachmann has equipped this dependable switcher with our exclusive *True Blast® Plus* sound package.

Features include:

- *True Blast® Plus* 16-bit polyphonic sound including prime mover, horn, and bell
- 4 wheel trucks with traction tires
- powered by dual motors with flywheel coasting action
- all metal gears and wheels
- electronic 6-amp reverse board with directional lock-out
- durable ABS plastic shell
- die-cast trucks, truck sides, and frame
- dual headlights
- die-cast operating couplers
- wire handrails



BOSTON & MAINE #1206 - BLUE
Item No. 21650



PENNSYLVANIA RAILROAD #9250
Item No. 21651



UNION PACIFIC® #1011 - BLACK
Item No. 21652



WESTERN PACIFIC™ #608
Item No. 21653

DIESEL LOCOMOTIVES AND HANDCAR



GENERAL ELECTRIC 44-TON CENTER-CAB SCALE SWITCHER

Navigates O-27 curves • Length 9" • Height 3.25"



Suggested price: \$429.95 each

First built in 1940, nearly 400 of these sturdy diesels were produced by General Electric for sale around the world. At 88,000 pounds, the 44-Tonner was designed specifically for one-man operation to get around the "90,000 Pound Rule" that would have required a fireman. Featuring dual motors with flywheel and the *True Blast® Plus* sound system, our scale version is ready for smooth operation on your O Gauge railroad.

Features include:

- die-cast frame
- die-cast trucks
- dual motors with flywheel
- prototypical scale dimensions
- electronic reverse board with directional lock-out
- LED lighting

- *True Blast® Plus* 16-bit polyphonic sound including prime mover, horn, and bell
- engineer cab figure
- flush-mounted windshield with separate wipers



SOUTHERN #1951
Item No. 23103



PENNSYLVANIA RAILROAD #9331
Item No. 23105



CANADIAN NATIONAL #1
Item No. 23106



UNION PACIFIC® #1399
Item No. 23107

OPERATING HANDCAR

Navigates O-16 curves • Length 3.75" • Height 3.25"

Suggested price: \$89.95

Features include:

- gandy dancer pumping action
- two crew figures included



OPERATING HANDCAR – CHRISTMAS SANTA & ELF
Item No. 23803

OPERATING LOG DUMP CAR

Navigates O-31 curves • Length 11.5" • Height 2.5"

Suggested price: \$159.95 each

Features include:

- bin lifts and dumps logs
- operates on all O Gauge track
- requires O-27 Uncoupling Section (Item No. 00207), O Gauge Uncoupling Section (Item No. 00217), or our Operating Car Remote Control (Item No. 47999)
- also operates on uncoupling track from other manufacturers



- fast angle wheels
- all metal trucks
- die-cast sideframes and operating couplers



See Accessories section for operating remote controller.



PICKERING LUMBER COMPANY
Item No. 47926



WEST SIDE LUMBER COMPANY
Item No. 47927



YELLOW PINE LUMBER COMPANY
Item No. 47928



LITTLE RIVER LOGGING COMPANY
Item No. 47929

OPERATING COAL DUMP CAR

Navigates O-31 curves • Length 11.5" • Height 2.5"

Suggested price: \$159.95 each

Features include:

- bin lifts and dumps coal
- operates on all O Gauge track
- requires O-27 Uncoupling Section (Item No. 00207), O Gauge Uncoupling Section (Item No. 00217), or our Operating Car Remote Control (Item No. 47999)
- also operates on uncoupling track from other manufacturers
- fast angle wheels
- all metal trucks
- die-cast sideframes and operating couplers



See Accessories section for operating remote controller.

OPERATING FREIGHT CARS

OPERATING BOX CAR

Navigates O-27 curves • Length 11.5" • Height 2.5"

Suggested price: \$159.95 each

Features include:

- door opens and man throws boxes from car when action is activated by O-27 Uncoupling Track (Item No. 00207), O Gauge Uncoupling Track (Item No. 00217), or our Operating Car Remote Control (Item No. 47999)
- also operates on uncoupling track from other manufacturers
- fast angle wheels
- all metal trucks
- die-cast sideframes and operating couplers



See Accessories section for operating remote controller.



NEW YORK CENTRAL
Item No. 47976



SANTA FE
Item No. 47977



MILWAUKEE ROAD
Item No. 47978




SOUTHERN
Item No. 47979

OPERATING COAL DUMP CAR (continued)



CP RAIL
Item No. 47951



DMIR
Item No. 47952



LEHIGH & NEW ENGLAND
Item No. 47953



AMTRAK® (Maintenance of Way)
Item No. 47954

70-TON ORE CAR

Navigates O-27 curves • Length 7.25" • Height 3.25"

Suggested price: \$76.95 each

Features include:

- die-cast metal trucks
- all metal operating couplers
- removable ore load



DULUTH, MISSABE & IRON RANGE RAILWAY
Item No. 48501



BESSEMER & LAKE ERIE RAILROAD
Item No. 48502



CP RAIL
Item No. 48503



MILWAUKEE ROAD
Item No. 48504



FREIGHT CARS

55-TON 2-BAY USRA OUTSIDE BRACED HOPPER
 with **REMOVABLE COAL LOAD**
 Navigates O-27 curves • Length 9" • Height 3.25"

Suggested price: \$79.95 each

Features include:

- durable ABS plastic shell
- die-cast trucks
- metal wheels
- operating couplers
- prototypical graphics



BALTIMORE & OHIO®
 Item No. 48201



WESTERN MARYLAND®
 Item No. 48203



ERIE
 Item No. 48204



NEW YORK CENTRAL® - BIG FOUR
 Item No. 48205



NICKEL PLATE ROAD
 Item No. 48206



BURLINGTON
 Item No. 48207



WADDELL COAL
 Item No. 48208

QUAD HOPPER CAR

Navigates O-27 curves • Length 10" • Height 3.5"

Suggested price: \$69.95 each

Features include:

- durable ABS plastic shell
- die-cast trucks
- metal wheels
- operating couplers
- prototypical graphics
- metal brake wheel
- includes coal load and lid roof



ERIE
Item No. 47622



SOUTHERN PACIFIC
Item No. 47623



NEW YORK CENTRAL®
Item No. 47624



PLASTICVILLE® SAND & CEMENT CO.
Item No. 47626



FREIGHT CARS

GONDOLA with BARRELS
 Navigates O-27 curves • Length 10" • Height 2"

Suggested price: \$69.95 each

Features include:

- durable ABS plastic shell
- die-cast trucks
- metal wheels
- operating couplers
- prototypical graphics
- includes 6 wooden barrels



Six wooden barrels included



ALASKA
 Item No. 47201



CHESAPEAKE & OHIO®
 Item No. 47202



PENNSYLVANIA RR
 Item No. 47204



BURLINGTON
 Item No. 47207



CANADIAN NATIONAL
 Item No. 47209

40' SCALE BOX CAR

Navigates O-27 curves • Length 10" • Height 3.5"

Suggested price: \$76.95 each

Features include:

- durable ABS plastic shell
- die-cast trucks
- metal wheels
- operating couplers
- prototypical graphics
- metal floor, door guides, and brake wheel



SOO LINE
Item No. 47025



BANGOR & AROOSTOOK
Item No. 47049



BOSTON & MAINE
Item No. 47051



TOLEDO, PEORIA & WESTERN
Item No. 47073



MISSOURI PACIFIC "Herbie"
Item No. 47078



NEW YORK, SUSQUEHANNA & WESTERN "Suzy Q"
Item No. 47079



LEHIGH VALLEY
Item No. 47081



SOUTHERN
Item No. 47082



MARYLAND & PENNSYLVANIA
Item No. 47083

FREIGHT CARS

40' SCALE REFRIGERATOR CAR
 Navigates O-27 curves • Length 10" • Height 3.5"

Suggested price: \$76.95 each

Features include:

- durable ABS plastic shell
- die-cast trucks
- metal wheels
- operating couplers
- prototypical graphics
- metal floor and brake wheel



BERKSHIRE BREWING COMPANY
 Item No. 47463



AMHERST BREWING COMPANY
 Item No. 47464



KENNEBEC BREWERY
 Item No. 47465



MARIPOSA APPLES
 Item No. 47466



GOLDEN EAGLE ORANGES
 Item No. 47467



TROPICANA
 Item No. 47468

SINGLE-DOME TANK CAR

Navigates O-27 curves • Length 10" • Height 3.5"

Suggested price: \$69.95 each

Features include:

- durable ABS plastic shell
- die-cast trucks
- metal wheels
- operating couplers
- prototypical graphics



QUAKER STATE
Item No. 48101



C.F. SIMONIN'S SONS, INC.
Item No. 48102



SPARTON OIL
Item No. 48103



OWENWOOD MOTOR OIL
Item No. 48104

FREIGHT CARS

3-DOME TANK CAR
 Navigates O-27 curves • Length 10" • Height 3.5"

Suggested price: \$69.95 each

- Features include:*
- durable ABS plastic shell
 - die-cast trucks
 - metal wheels
 - operating couplers
 - prototypical graphics



SANTA FE
 Item No. 47105



SHELL
 Item No. 47108



CARBIDE AND CARBON CHEMICALS
 Item No. 47114



TRANSCONTINENTAL OIL CO.
 Item No. 47115



CHEMCELL
 Item No. 47118



COOK PAINT & VARNISH CO.
 Item No. 47119

FRONT RUNNER INTERMODAL CAR with TRAILER

Navigates O-42 curves • Car length 15"; Car height 4.75" with trailer, 2" high without trailer

Suggested price: \$139.95 each

In the late 1950s, the intermodal car changed the way railways transported freight by piggybacking trailers on railcars. Our model is based on the lightweight Front Runner Intermodal Car produced by TTX, beginning in 1984. It was able to carry a fully loaded 40' to 48' trailer due to its single-spine construction. This realistically detailed Front Runner with removable Trailer is ready to deliver product straight from the rails to the road.

Features include:

- die-cast body with plastic detail parts
- die-cast operating trucks
- removable trailer with operating door
- operating couplers



FRONT RUNNER
with UNION PACIFIC® TRAILER
Item No. 48401



FRONT RUNNER
with CONRAIL TRAILER
Item No. 48402



FRONT RUNNER
with CSX® TRAILER
Item No. 48403



FRONT RUNNER
with SANTA FE TRAILER
Item No. 48404

FREIGHT CARS

FLAT CAR with BULKHEAD ENDS

Navigates O-27 curves • Length 10" • Height 3.25"


Suggested price: \$69.95 each

Features include:

- durable ABS plastic shell
- die-cast trucks
- metal wheels
- operating couplers
- prototypical graphics



CSX®
Item No. 47509



NORFOLK SOUTHERN
Item No. 47510



LACKAWANNA
Item No. 47511



Have a question? You can "Ask the Bach Man" on our message board at www.bachmanntrains.com!

FLAT CAR with CRATE LOAD

Navigates O-27 curves • Length 10" • Height 2.5"

Suggested price: \$76.95 each

Features include:

- durable ABS plastic shell
- die-cast trucks
- metal wheels
- operating couplers
- prototypical graphics



PENNSYLVANIA
Item No. 47552



LEHIGH VALLEY
Item No. 47553



SEABOARD®
Item No. 47554



LOUISVILLE & NASHVILLE
Item No. 47555



Have a question? You can "Ask the Bach Man" on our message board at www.bachmanntrains.com!

FREIGHT CARS

N5c PORTHOLE CABOOSE
 Navigates O-27 curves • Length 8.5" • Height 3.5"

Suggested price: \$89.95 each

Features include:

- durable ABS plastic shell
- needle point axles
- die-cast operating couplers
- interior lighting



CONRAIL
 Item No. 47708



NEW HAVEN
 Item No. 47714



PENN CENTRAL
 Item No. 47717



PENNSYLVANIA
(yellow cupola)
 Item No. 47719

O Gauge E-Z Track®

Bachmann's exclusive E-Z Track® has long been one of the world's most popular track systems in HO and N scale because it makes set-up quick, easy and fun! Just snap it together and it stays together on floors, tables, and carpets. This O Gauge version features tin-plated steel track and gray roadbed. You can use the Transition Track (Item No. 00283) to connect to our or other manufacturers' O Gauge track to expand your current layout.



10" STRAIGHT
(4 per card)

Item No. 00280 • Suggested price: \$29.95



36" DIAMETER CURVED
(4 per card; 12 pieces make a circle)
Item No. 00281 • Suggested price: \$29.95



TERMINAL TRACK
(1 per card)

Item No. 00282 • Suggested price: \$15.95



TRANSITION TRACK
(Connects to O Gauge Track Items 00211, 00212,
and 00221; 1 per card)
Item No. 00283 • Suggested price: \$12.95



10" STRAIGHT - BULK
(24 pieces per carton)

Item No. 00284 • Suggested price: \$159.95



36" DIAMETER CURVED - BULK
(24 pieces per carton)
Item No. 00285 • Suggested price: \$159.95

Tubular Steel Track

O-27 PROFILE TRACK (.27" rail height, .15" tie height, .43" total height)

		Suggested price:
Item No. 00201	O-27 PROFILE 27" DIAMETER CURVED TRACK PACK (8 pieces per box)	\$36.95
Item No. 00202	O-27 PROFILE 27" DIAMETER CURVED TRACK BULK (50 pieces per box)	\$179.95
Item No. 00204	O-27 PROFILE 8.75" STRAIGHT TRACK BULK (50 pieces per box)	\$179.95
Item No. 00206	O-27 PROFILE INSULATOR PINS (12 per pack)	\$2.75
Item No. 00207	O-27 PROFILE UNCOUPLING/OPERATING TRACK	\$17.95



O GAUGE PROFILE TRACK (.37" rail height, .27" tie height, .64" total height)

		Suggested price:
Item No. 00211	O GAUGE PROFILE 31" DIAMETER CURVED TRACK PACK (8 pieces per box)	\$42.95
Item No. 00213	O GAUGE PROFILE 31" DIAMETER CURVED TRACK BULK (50 pieces per box)	\$229.95
Item No. 00216	O GAUGE PROFILE INSULATOR PINS (12 per pack)	\$2.75
Item No. 00217	O GAUGE PROFILE UNCOUPLING/OPERATING TRACK	\$19.95



OPERATING CROSSING GATE

Item No. 42701 • Suggested price: \$36.95

- gate raises and lowers
- requires standard 8-16V AC railroad accessory connection or track connection for operation
- operation can be triggered by a push-button, insulated track section, or other sensors
- length 7.75"
- track and locomotive not included



ROADSIDE USA® RESIN BUILDINGS

Take a fun trip along America's back roads with our O scale Roadside U.S.A.® buildings! Resin construction.

(Scenery elements not included)

SCENE
SCAPES®



ICE CREAM STAND
(4.5" W x 7" D x 5.25" H)

Item No. 35303 • Suggested price: \$89.00



O SCALE HOT DOG STAND
(HO model shown for illustrative purposes)
Item No. 35306 • Suggested price: \$99.00

ILLUMINATED VENDING MACHINES

Height 1.75" • Depth 0.75" • Width 0.75"

Suggested price: \$19.95 each

In your choice of "Cold Drinks" or "Quick Snacks," these models offer a refreshing way to brighten your O scale layout.



ILLUMINATED BEVERAGE MACHINE
Item No. 42621



ILLUMINATED SNACK MACHINE
Item No. 42622

OPERATING AND ADDITIONAL ACCESSORIES



BLINKING HAZARD BARRICADES

(2 per package)

Item No. 42702 • Suggested price: \$32.95

- requires standard 12-14V AC railroad accessory power connection for operation
- can also operate from track power with our Track Lock-On Power Connector (Item No. 00229)



LIGHTED TRACK BUMPERS

(2 per package)

Item No. 00228 • Suggested price: \$17.95

- lighted bumper shows when track has power
- works with most O Gauge track
- great for switchyards and sidings on your layout



OPERATING CAR REMOTE CONTROL

Item No. 47999 • Suggested price: \$69.95

Wirelessly control up to 24 of our Operating Cars (Log Dump, Coal Dump, or Box Car) anywhere on your layout. Requires 9 volt battery (not included).



SMOKE FLUID (4.5 fl oz)

Item No. 00251
Suggested price: \$15.00



RAIL & ROAD TRACK CLEANER (6 fl oz)


Item No. 99992
Suggested price: \$14.00



Have a question? You can "Ask the Bach Man" on our message board at www.bachmanntrains.com!

TRUE BLAST® PLUS SOUND SYSTEMS

Suggested price: \$109.95 each



You can add realistic sounds to older Williams locomotives with these *True Blast® Plus* sound systems.



GP30 TRUE BLAST® PLUS

EMD 567 prime mover with Wabco E2 horn and bell.
Item No. 00252



RS-3 TRUE BLAST® PLUS

Alco 244 prime mover with Leslie A200/A125 Combo horn and bell.
Item No. 00253



SD70/SD90 TRUE BLAST® PLUS

EMD 710 prime mover with Nathan K5LLA horn and bell.
Item No. 00254



ALCO FA TRUE BLAST® PLUS

Alco 244 prime mover with Wabco E2 horn and Alco bell.
Item No. 00255



GENESIS TRUE BLAST® PLUS

GE 7FDL16 prime mover with Nathan K5LA horn and modern GE bell.
Item No. 00256

POWER UPGRADE KITS

Suggested price: \$219.95

- easily convert your dummy units into powered units
- comes with simple self-install instructions
- no soldering required



SIX WHEEL REAR BLIND UPGRADE KIT

Item No. 00242

Compatible with:

- SD45
- DASH 9
- FM TrainMaster
- U33C
- SD90
- FP45
- EF-4 Rectifier

TRUE BLAST II® DIGITAL STEAM LOCOMOTIVE SOUND SYSTEM

Item No. 00246 • Suggested price: \$69.95

- whistle and ringing bell



Board Dimensions:

1½" L x 1¾" W x 1¼" H

Speaker with Sound Enhancer

Dimensions: 2" Diameter x 1¼" H



Installation instructions included.

REVERSE BOARD with LOCKOUT

Item No. 00249 • Suggested price: \$79.95

- 6 amp
- electronic sequence reversing unit for all locomotives
- directional lockout switch
- board dimensions: 3" L x 1½" W x 1¼" H
- lead included to power single- or double-motored locomotives
- can be mounted flat or upright on chassis



Installation instructions included.



We strive to provide accurate information, but production issues sometimes occur that may alter the features of a particular item. Therefore, final product or pricing may vary from the information presented on these pages.

SHOPPING OPTIONS

We encourage you to visit your local hobby shop to compare pricing and to tap into that store's valuable knowledge and support. Or, if you choose, you can enjoy the convenience of ordering directly from Bachmann Trains' own Web Store at <http://shop.bachmanntrains.com>.

Whether you choose to visit your local retailer or shop online with Bachmann, we thank you for your continued support!

Thousands of Parts, in All Scales, Available Online

To order Bachmann parts from our Online Parts Catalog, visit the Parts & Service section of www.bachmanntrains.com and click on the "Order Parts" image.

You can also contact the Parts Team at parts@bachmanntrains.com or call 1-800-356-3910 (toll-free within the U.S. and Canada) for more information.

If you need assistance or if your Bachmann train product should need service, please contact our customer service department:

service@bachmanntrains.com.

SERVICE DEPARTMENT

Bachmann Industries, Inc.
1400 East Erie Avenue
Philadelphia, Pennsylvania 19124

1-800-356-3910

service@bachmanntrains.com



Have a question? You can "Ask the Bach Man"
on our message board at www.bachmanntrains.com!

2018

Learn more about new products by signing up for our FREE newsletter. Just click on the "Newsletter" link on our website, www.bachmanntrains.com.

You can connect to Bachmann anytime on our website to review the online catalog, shop the web store, order parts, contact Customer Service, and get full product information. Come visit us on your favorite social networking sites: Like us on Facebook, Follow us on Twitter, Watch our helpful videos on YouTube, and Check us out on Instagram.

NATIONAL SALES OFFICE

1400 East Erie Avenue
Philadelphia, PA 19124 USA
Telephone: 215-533-1600
Fax: 215-744-4699
www.bachmanntrains.com

UNITED KINGDOM

Bachmann Europe PLC.
Moat Way, Barwell
Leicestershire LE9 8EY
United Kingdom
Telephone: 44-1455-841756
Fax: 44-1455-841787
www.bachmann.co.uk

GERMANY

Bachmann Europe PLC.
Niederlassung Deutschland
Am Umspannwerk 5
D-90518 Altdorf Bei Nürnberg
Germany
Telephone: 49-9187-9722-0
Fax: 49-9187-9722-22
www.liliput.de



Copyright ©2018, Bachmann Industries, Inc. All rights reserved. Printed in U.S.A.

Now That's the Way to Run a Railroad!®