

SHARE:

[Join Our Email List](#)

[View as Webpage](#)



The EMD GP7 Locomotive

New DCC-Ready Examples Shipping Now



Unveiled in 1949, the EMD GP7 was the first North American road switcher to feature a hood unit design with exterior walkways, rather than the more traditional car body style. Appearing radically different from its predecessors, the Geep, as it would become known to railroaders, was a resounding success offering better performance and reliability than many of its contemporaries. This success would secure EMD's place as the clear leader in the competitive diesel locomotive market and the external appearance of their products would continue to feature hallmarks first seen on the GP7 for almost 50 years. Today, the reliability of this classic diesel continues to be proven, with examples remaining in operation on short-line freight railroads across North America and in excursion service at numerous museums and tourist railroads. The Bachmann HO scale GP7 arrives ready for the DCC decoder of your choice with an 8-pin socket and features directional lighting, authentic detail, and a varied selection of prototypical paint schemes. Take control of the EMD locomotive that started a legacy with the HO scale Bachmann GP7.

Public Domain Image by Roger Puta



Shipping Now



AMTRAK® #760 - MOW
Item No. 69101



CONRAIL #5605
Item No. 69103



SANTA FE #2686
Item No. 69104

Coming Soon



CHESAPEAKE & OHIO® #5735
Item No. 69102

Included Features

- DCC-ready with a factory-installed 8-pin plug for the DCC decoder of your choice
- authentic paint schemes spanning different eras of operation



- directional LED headlights
- 8-wheel drive
- precision motor
- die-cast chassis
- fine-scale handrails
- blackened metal wheels
- RP25 wheel contours
- magnetically operated *E-Z Mate®* Mark II knuckle couplers
- performs best on 18" radius curves or greater
- HO Scale 1:87

[Click Here to View Our Full Range of HO Scale Diesel Locomotives](#)



First Look: HO Siemens Venture Cars

The first unpainted samples of our HO Scale VIA Rail Canada™ Siemens Venture Cars have arrived at Bachmann HQ. All cars to make a complete VIA Rail Canada™ consist will be offered, including two Business Class cars, two standard Coach cars, and a Cab Car (pictured). The Business and Coach cars will feature interior lighting, while the Cab Car will additionally feature DCC-controllable directional lights and sound. Amtrak MidwestSM examples with road-specific detail differences will also be available. Expected late 2023.





SHARE:

[Join Our Email List](#)

[View as Webpage](#)



**Large Scale 53' Evans Boxcars
with Flashing End-of-Train Device**

LARGE SCALE

First manufactured in the 1960s, the Evans 53' Boxcar set the standard for modern freight transportation. Featuring distinctive double plug doors, the cars were constructed with insulation for better temperature control, making them suitable for handling various loads from bottled beverages and non-perishable foods to cut lumber and paper products.

Hundreds of examples were built, and many have continued in service into the 21st century. End-of-Train Devices were introduced in the late 1980s to provide lighted rear-of-train protection and feed brake pressure and other important information to the crew in the cab, effectively acting as a modern-day automated replacement for the cabooses. The Bachmann *Big Haulers*® Evans 53' Boxcar arrives with prototypical 1:29 scale dimensions and features a flashing LED End-of-Train Device operable on track or battery power.



Creative Commons Licensed Image by Gary Lee Todd, Ph.D.





SANTA FE #504007
Item No. 93551



CSX® #190857
Item No. 93552



NORFOLK SOUTHERN #460309
Item No. 93553



RAILBOX #32113
Item No. 93554


Included Features

- metal wheels and modern roller-bearing trucks
- operating LED End-of-Train device
- EOT works on track power or CR 2032 battery and features an on/off switch
- highly detailed painted bodies with precision graphics
- operating AAR knuckle couplers

- 1:29 scale
- performs best on 8' diameter curves or greater

Also Available Now

1:29 Scale End of Train Device
with Flashing Track-or-Battery Powered LED



Add prototypical modern-day end-of-train protection to select Large Scale rolling stock items with the Bachmann End of Train Device with Track-Powered Flashing LED. Compatible with 1:29 scale rolling stock items with modern roller-bearing trucks. Works on track or battery power (batteries not included).

[Click Here to Browse All of Our Large Scale Products](#)



More Modern Freight Cars Arriving Soon to Add to Your 1:29 Scale Roster

Arriving later this year are a range of non-End-of-Train Device equipped Evans 53' Boxcars with different road numbers to those listed in this newsletter and additional paint schemes. Eight Bethlehem Steel 100-Ton Hoppers painted in four eye-catching liveries are also scheduled to arrive, including Pennsylvania Power & Light, CSX®, Norfolk Southern, and Union Pacific®. Don't miss out on these great releases - make sure you're subscribed to our newsletter, and follow us on social media for the latest updates!

Non-End-of-Train Device Evans 53' Boxcar Artwork Shown Below



Bethlehem Steel 100-Ton Hopper Shown Below



SHARE:

[Join Our Email List](#)

[View as Webpage](#)



Single-Dome Tank Cars
New and Now Shipping in HO Scale



Designed to haul a wide variety of liquid loads, tank cars have been a crucial element of freight railroading since the pioneer era, hauling water, oil, and other commodities that were invaluable for shaping the nation. The tank cars featured in this release represent some of the last single-dome examples built with a riveted tank design, which were delivered between the late 1920s and early 1940s. Found across North America, our model represents cars in their heyday, when they served a wide selection of private owners with eclectic names and colorful paint schemes. The Bachmann Single-Dome Tank Car features a prototypical, detailed body, blackened metal wheels, body-mounted *E-Z Mate*® couplers, separately applied ladders, and metal wrap-around grab irons.



New Track Cleaning Tank Cars



SHELL #1782
Item No. 16306



QUAKER STATE #783
Item No. 16307

Bachmann's track-cleaning design provides an efficient and economical way to clean your railroad. The Track-Cleaning Tank Car features a prototypical, detailed body, blackened metal wheels, body-mounted *E-Z Mate*® couplers, separately applied ladders, and metal wrap-around grab irons. The exclusive dry cleaning system features a reusable track cleaning pad. (*Track Cleaning Replacement Pads, Item 16949*, also available.)

[Click Here To See Our Full Selection of Track Cleaning Tank Cars](#)

Single Dome Tank Cars Now In Stock



C.F. SIMONIN'S SONS INC. #20157

Item No. 17803



STAROLINE GASOLINE #438

Item No. 17817



SOUTHERN PACIFIC™ #62820
Item No. 17818

Included Features

- premium *Silver Series*® rolling stock
- fully assembled
- precision graphics
- blackened-metal wheels with RP25 contours
- body-mounted, magnetically operated *E-Z Mate*® Mark II couplers
- non-magnetic blackened brass axles with needlepoint bearings
- Celcon® trucks
- added weight for optimum tracking performance
- HO Scale 1:87

[Click Here to See Our Full Selection of HO Scale Tank Cars](#)





Meet Us at the Northeast Large Scale Show

Meet the Bachmann team and see the latest in our Large Scale offerings in-person at the 2023 Northeast Large Scale Train Show! We'll be on hand to answer questions and discuss our products, and we'll even have samples of some of our under-development Large Scale locomotive and rolling stock items to view! The Show takes place this Friday and Saturday (April 28-29) at the Eastern State Exposition Center in West Springfield, MA.

[Find Out More About the Show](#)

