

NEW ITEMS

Nº 2
2019



INSIGHTS

Current projects

PROSPECTS

2019 Highlights

FOCUS

Individual industrial hall

TECHNOLOGY

LED Street lighting



BIG IN SMALL THINGS

HO

1

Promotional-Sets	1
Trade, business, industry	2–5, 7–8
Railway buildings	6–7
The town, the village	9–12
Articles of the month	11
Scenic modelling	13

N

14

Business/The town, the village	14
--------------------------------	----

ANLAGENBAU

15

Electronics	15
-------------	----

Workshops

Let's tackle it together!

Know-how on site: On our premises in Gütenbach we shall show you how thrilling and diversified scale modelling can be. Model layout, Car System or Car System Digital: in our workshops newcomers and advanced modellers will learn from experienced professionals, and will take home useful tips for their project. Just book a place now – and take part! Information in this regard are to be found on the internet at www.faller.de – or simply call us: Phone +49 (0) 7723 651-0.





Trade fair dates 2019

Shall we meet there?

Experience FALLER live: it's possible in Baden, Franconia, Saxony, Westphalia and Wurttemberg. Anyone who wants to do it in a more international way can also meet us in France, the Netherlands, Italy, Austria or Poland. Anywhere you want, any time you want – we look forward to it! Full expo schedule for 2019 you will find at: www.faller.de

Symbolism

Track gauge

 HO	1:87 16,5 mm
 TT	1:120 12 mm
 N	1:160 9 mm
 Z	1:220 6,5 mm

Periods

 Epoch I	1880 – 1920
 Epoch II	1921 – 1945
 Epoch III	1946 – 1977
 Epoch IV	1978 – 1985
 Epoch V	1986 – 2006
 Epoch VI	2007 – today



140119

»Caesar's Palace« Ticket booth

Pure luxury and plenty of winners, that's what venturers are going to find in »Caesar's Palace«, stationary model of a former funfair lottery booth which was designed by the Workshop for Applied Advertising (»afaw«) to pay homage to that legendary casino resort in Las Vegas, with antique motifs and period elements.

Epoch V • 222 × 78 × 118 mm • 06/19

SPECIAL SETS

Punctually at the start of each model-making saison various promotional sets are supplied to the trade. They are composed of several building models that thematically match each other and are in some cases not available separately.



190163

Promotional Set »Town houses on the banks of the Danube«

Eye-catcher in the residential district. Two renovated four-storey old-town buildings, one with its facade parallel to the street, the other featuring its gable end aligned with the street, one with half-hipped roof and one with mansard roof including windows and dormers. Both models can be built separately and integrated in a row of houses in a variety of ways.

Epoch III • Townhouse 1: 94 × 79 × 201 mm •
Townhouse 2: 91 × 61 × 184 mm • 05/19



190162

Promotional Set »Alpine houses«

Traditional. Two masonry mountain chalets in typical alpine style, one with timber structure in the upper storey. Ornamental motifs in the gable, a small timber extension, benches and a fountain trough underline the regional style of both two-storey houses.

Epoch I • Alpine house: 96 × 92 × 60 mm (2 x) •
05/19



AVAILABLE
NOW

2



130890


»Goldbeck« Industry hall

Start of FALLER's new building-block system. Individually configurable and expandable model of a production, carrier or storage hall according to originals erected by building contractors »GOLDBECK«. Through traffic possible by Car System and Car System Digital.

Epoch VI • 253 × 153 × 124 mm




Personal touch! Design your personalized »Goldbeck« hall to your own ideas. All parts of the series can be arranged and combined at will. Give free rein to your fantasy and creativity.



180880

4 Closed wall parts

Epoch V • 50 × 60 × 2,5 mm (4 x) • 05/19



180881

2 Wall parts with gates

Epoch V • Gate: 56 × 44 × 1 mm (2 x) • Goal frame: 50 × 60 × 2,5 mm (2 x) • 05/19




180882

1 Closed wall element and 1 wall element with door


Epoch V • 50 × 60 × 2,5 mm (2 x) • Door: 25 × 15 × 1,5 mm • 05/19

**180883****2 Wall elements with high windows**


Epoch V • 50 × 60 × 2,5 mm (2 x) •
Window: 29 × 103 × 1 mm • 05/19

**180887****4 Roof elements**

Epoch V • 50 × 74,5 × 3 mm (4 x) •
05/19

**180888****4 Roof elements with roof lights**


Epoch V • 50 × 74,5 × 3 mm (4 x) •
Roof light: 17 × 14 × 6 mm (4 x) • 05/19

**180889****Floor plates Basic set**

Epoch V • 85,5 × 75,5 × 3 mm (2 x) •
151 × 36 × 3 mm • Total dimensions:
151 × 101,5 × 3 mm • 05/19

**180886****10 Concrete pillars**

Epoch V • Concrete pillars: 112 × 5,5 × 7 mm (6 x) •
Corner posts: 112 × 7,5 × 7 mm (2 x) •
Posts for movable gates: 112 × 7 × 7 mm (2 x) •
05/19

**180890****Floor plates Supplementary set**

Epoch V • 85,5 × 60 × 3 mm (2 x) •
75,5 × 60 × 3 mm (2 x) • 05/19





180884

Travelling crab

Epoch V - 147 × 140 × 10,5 mm - 05/19



180885

4 Steel trusses

Epoch V - 149 × 19,5 × 2,5 mm (4 x) -

Border beams: 149 × 6 × 2,5 mm (4 x) - 05/19





120102

»Thale« Signal tower

Regional Harz style. Laser-cut model true to the original temporary signal tower built in 1897 in Thale and nowadays classified as a historical monument, with masonry ground floor and a half-timbered upper storey with corner turret.

Epoch II • Lasercut model • 130 × 73 × 121 mm • 09/19

120095

Goods shed

Goods shed of timber construction with masonry foundation and large roof projection protecting the working area of the loading platform against meteorological conditions. Four large sliding gates and a flight of stairs make access to the shed possible.

Epoch II • 205 × 162 × 102 mm • 05/19




120109

Covered footbridge

Footbridge with two uncovered flights of stairs and covered closed walkway.

Epoch II • 273 × 195 × 138 mm •

Clearance: 94 mm • 05/19



7

Colour
variant



130895

Concrete mixing plant

Tower mixing plant with elevator, vertical silos and a platform with flight of stairs. The large gate of the masonry mixing tower allows transport trucks to access the facility. Fencing to delimit a storage yard is provided. Model without function.

Epoch II • Concrete mixing plant: 150 × 115 × 222 mm •

Barn: 135 × 80 × 38 mm • 05/19



180399

Concrete wall

Concrete elements with plinth and a round top allowing to build a high wall. Some elements feature holes in the wall.

Epoch III • 220 × 24 × 43 mm • 04/19



130615

Lidl supermarket

It's worth it! Supermarket of discounter »Lidl« with brickwork, metal gable cladding, double pitch roof, and a lateral delivery zone. Matching accessories such as e. g. shopping carriages along with their gathering point and advertising panels are provided with the small supermarket.

Epoch V • 266 × 184 × 86 mm • 08/19



130593

»Kupfer« Inn

From the flowering period of timber framework art in Lower Saxony. Laser-cut model of the historical »Kupfer« inn in the small town of Stolberg in South Harz. The facade parts of that two-storey building are digitally printed with ornaments of the timber framing renaissance.

Epoch I • Lasercut model • 101 × 107 × 113 mm • 09/19

Colour
variant



130618

Post office

Imposing, three-storey administration building with post office branch and loading platform at the rear.

Epoch I • 190 × 195 × 215 mm • 05/19

Colour
variant



130650

Historical town hall

Two-storey town hall building according to an original located in Allmannsdorf near Constance, with a roofed entrance area slightly standing out from the facade, flight of stairs, oriel window, tower-like extension as well as a small bell lantern. Dark timber framing elements in the upper storey, an ornament carved in wood, and a gable clock predominate on the external facades.

Epoch II • 175 × 160 × 230 mm • 05/19

Colour
variant



130629

Town church

Large, two-steeple town church with semicircular apse and lateral access to the vestry. Both steeples can be built with onion tower or slender spire, at choice.

Epoch I • 340 × 140 × 368 mm • 05/19



130595

Dwelling house with village shop

Two-storey brick construction with richly ornamented arched gable in traditional Bernese style, shingle facing in the upper storey and wood siding on the attic floor. The ground floor accommodates a village shop of chain store operator »Volg«. A market stall is provided for decoration.

Epoch IV • 200 × 120 × 136 mm • 08/19



130596

Boardinghouse »Rheinblick«

Bright two-storey boardinghouse with shingle facing, window borderings and shutters of contrasting colors, wood siding on the attic floor as well as a half-hipped roof with painted arched gables.

Epoch III • 162 × 120 × 130 mm • 08/19



130594

»Old gate house« Restaurant

Laser-cut model, faithful reproduction of the original ancient gate-keeper lodge of the miners' hospital of Quierschied in Saarland. Its particularly characteristic features are the facade combining brick-work, rendering and half-timbered attic with the inviting flight of stairs leading to the roofed entrance area.

Epoch V • Lasercut model • 91 × 63 × 68 mm • 07/19



Model of the
month
July

191743

Farm with three aisles

Epoch I • 225 × 325 × 120 mm •
07/19

11



Model of the
month
August

191744

Large farmhouse

Epoch I • 180 × 140 × 115 mm •
08/19

191745

»Chiemgau« Alpine chalet

Epoch II • 130 × 110 × 98 mm •
09/19



Model of the
month
September

130635

»Staufnerhaus« Alpine hut

High mountain region! Two-storey Mountain Rescue chalet with massive stone ground floor, masonry door and window borderings, and a plank construction in the upper storey.

Epoch III - 165 × 96 × 90 mm - 05/19



Colour
variant

Colour
variant



130115

Windmill

Wind energy! Octagonal Dutch windmill with supporting structure made of masonry and wooden beams, and fitted with shutters. The large sails can be driven using the synchronous modeller's motor provided, Art. 180629, 12-16 V, alternating current.

Epoch I - 98 × 175 × 203 mm - 05/19



170688

Special side cutter

For cutting off ultra-fine moulded parts without burrs. Only suitable for polystyrene and copper wires.



170530

Syringe tips, 5 sizes

To apply without any drop. Set comprised of five all-purpose dosing needles with metal points of different size. Ideal for clean and pinpoint application of glues, soldering fluxes or pastes.

TOP-
SELLER



170492

EXPERT

This adhesive is manufactured according to a new formula which provides ideal adhesive results.

Content: 25 g



170490

SUPER-EXPERT

This adhesive for pros reacts quicker, adheres quicker and more permanently. With a special needle applicator and protective cap for the needle.

Content: 25 g



180305

Greenhouse

For hobby gardeners! Laser-cut model of a small glass greenhouse with a base made of brick masonry, and a filigree timber structure supporting a double pitch roof. Multiple uses. Matches model »Cold frame«, Art. 180306.

Epoch III • Lasercut model •
49 × 31 × 48 mm • 08/19



180306

Cold frame

New vegetables! Laser-cut model of a longish cold frame made of bricks allowing to raise diverse varieties of young plants, fruits and vegetables. Matches model »Greenhouse«, Art. 180305.

Epoch III • Lasercut model •
49 × 15 × 11 mm • 08/19



180307

Carport

Protects car and bicycles! Laser-cut model of a one-stall carport with tool shed and flat roof, to be used as extension or independent shelter, at choice.

Epoch V • Lasercut model •
69 × 38 × 29 mm • 08/19

180308

Duck-house

Decoration of natural and private ponds! Laser-cut model of an octagonal duck-house with several entrances for the animals.

Epoch III • Lasercut model •
23 × 23 × 17 mm • 08/19



180309

Kennels

Refuge for our four-legged watchers! Two laser-cut models of kennels featuring various shapes and roof colours, in one set.

Epoch IV • Lasercut model •
13 × 15 × 14 mm • 08/19



180452

Town decoration set

Set of accessories comprised of 6 park benches, a telephone booth from the Bundespost period, an old-clothes container as well as a dustbin for the decoration of the townscape.

Epoch IV • 04/19



180355

Bathroom equipment sets

Decoration package comprised of three bathroom equipment sets of different periods. Decoration and fittings are supplied. These bathroom equipment sets match »Building interior decoration«, Art. 180545.

Epoch IV • 05/19



232378

»Old gate house« Restaurant

Laser-cut model, faithful reproduction of the original ancient gatekeeper lodge of the miners' hospital of Quierschied in Saarland, nowadays accommodating a restaurant. Its particularly characteristic features are the facade combining brickwork, rendering and half-timbered attic with the inviting flight of stairs leading to the roofed entrance area.

Epoch V • Lasercut model • 50 × 34 × 36 mm • 05/19



222213

Large coaling bay

For the railway service area, the industrial area, or the harbour transshipment area! Coaling bay of timber construction allowing the storage of bulk material. For realistic decoration a bag of coal is provided.

Epoch II • Lasercut model • 107 × 54 × 16 mm • 08/19



272412

Paddock fence

Paddock fence and gates, composed of posts and held together through three cross boards. Matches model »Erlenhof Stud farm«, Art. 232398.

Epoch II • Total length: 930 mm • 04/19

FULL OF ATMOSPHERE

With FALLER LED lamps you will shed the right light on the scenes of your installation. They are the perfect choice for effective and energy-saving illumination: ready for connection, fitted with suitable protective resistor, ideally operated with FALLER »Transformer 50 VA 50-60 Hz«, Art. 180641.



180200
LED Street lighting, lamppost
Height: 95 mm • 05/19



180201
LED Street lighting, lamppost, two arms
Height: 100 mm • 05/19



180202
LED Street lighting, pole-integrated lamp
Height: 93 mm • 05/19



180203
LED Street lighting, pole-integrated lamp, two arms
Height: 93 mm • 05/19



180204
LED Park lighting, pole-top ball lamp
Height: 71 mm • 05/19



180205
LED Park lighting, suspended ball lamp
Height: 75 mm • 05/19



272220
LED Street lighting, lamppost
Height: 65 mm • 05/19



272221
LED Street lighting, lamppost, two arms
Height: 65 mm • 05/19



272222
LED Street lighting, pole-integrated lamp
Height: 65 mm • 05/19



272223
LED Street lighting, pole-integrated lamp, two arms
Height: 65 mm • 05/19



**SHOP
ONLINE**

www.faller.de
www.car-system-digital.de

140418

»Daemonium« Ghost train

Epoch V • 415 × 235 × 235 mm



130590

»50s« Filling station

Epoch III • 141 × 97 × 53 mm



222219

Factory


Epoch I • 218 × 93 × 135 mm



282778

»St. Johann Baptist« Church

Epoch III • Lasercut model • 138 × 73 × 141 mm



OUTLOOK

... and many other surprises in the course of 2019.

FALLER brands



TOMYTEC



WALTHERS

You can get extensive catalogues and detailed brochures at a model construction store near you and via:
www.faller.de

Your FALLER Retailer



Gebr. FALLER GmbH
Kreuzstraße 9
78148 Gütenbach
Germany

Phone +49 7723 651-0
info@faller.de

www.faller.de
 www.car-system-digital.de
 www.facebook.com/faller.de