

## 1 First Exhibit Room : The Essence of Hara Models

Here you can find the most representatives of all the Hara models. Detailed explanations introduce various episodes in the creation of the models, as well as specific parts.

## 2 Second Exhibit Room : Storytelling Models

These exhibits are displayed by theme, enabling you to get to know about the culture and history of various periods through the enormous model collection owned by Mr. Hara.

## 3 Legend of Shangri-La

This exhibit features large photographs of Mr. Hara's "Shangri-La Railway Museum" (built in his own home), as well as audio-visual materials, where Mr. Hara talks about the spirit of the museum in his own words.

## 4 Exhibition Promenade : Nobutaro Hara and Japan's Railway History

What kinds of railways did Mr. Hara see for himself? This exhibit shows a chronology of the achievements of Nobutaro Hara, together with a chronology of the history of railways.

## 5 Third Exhibit Room : Vintage Collection

The collection of Mr. Hara contains many rare antique models and No. 1 tickets—the first tickets issued for certain trains. In addition, some scenes from Mr. Hara's railway journeys are told through the models.

## 6 Passage : HO Gauge Models

The walls of the passage feature an exhibition of the HO gauge models owned by Mr. Hara. The passage leads through to Ichiban Tetumo Park, and gives the impression you are leaving the inside of the building and heading outside.

## 7 Multipurpose Room

This room is for the purpose of special exhibitions and events. Please check the museum website for the latest information.

## 8 Exhibition of Real Railway Plates and Controllers

This exhibit shows a small selection from the collection of Mr. Hara.

## 9 Model Repair Room

This room is located next to the incoming lines for the Ichiban Tetumo Park. Look through the glass to see repair and other work in action.

## 10 Secret of Hara Models, Model Studio

This exhibit provides easy-to-understand explanations about the techniques used in Mr. Hara's models. Look at the explanations through a window that is designed in the image of a carriage from the Orient Express. This is a recreation of the model studio in Mr. Hara's own home.

## 11 Ichiban Tetumo Park

This is a large-scale diorama on which gauge one model trains run, including steam and electric locomotives and trolley cars. A viewing platform with seats has been included so that visitors can take in the entire layout, one of the world's largest indoor dioramas.

## 12 Yokohama Diorama

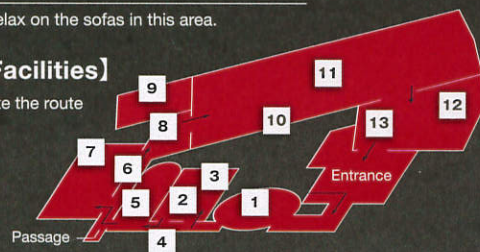
This HO gauge layout recreates the scene of Yokohama in the past and the present.

## 13 Rest Area

Sit back and relax on the sofas in this area.

### [Map of the Facilities]

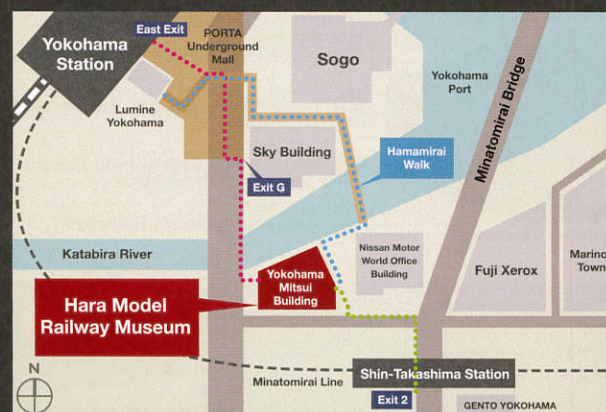
⇒ Arrows indicate the route



The Hara Model Railway Museum features the first public showing of a massive collection of models trains made and possessed by Nobutaro Hara, as well as other rare collectables that he amassed on his various travels, as he sought out and rode on actual trains and took photographs of them.

One of the features of Hara's models is that they recreate cars from Japan, Europe, the United States, and other places around the globe. This means visitors can see the world's railways without ever leaving Yokohama.

Another feature is that they reenact the running of real trains. They draw power from overhead lines and run on steel rails with steel wheels. Some even incorporate technology for recreating the click-clack sounds of real coasting trains, a distinctive feature of Hara models.



Address : 2F Yokohama Mitsui Building, 1-1-2 Takashima, Nishi-ku, Yokohama-shi, Kanagawa

### Walking route

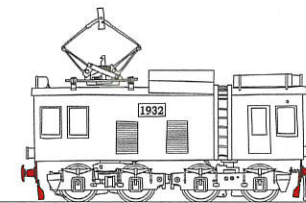
- Hamamirai Walk route from Yokohama Station ..... 5 min.
- Underground route from Yokohama Station ..... 5 min.
- Shin-Takashima route ..... 2 min.

Opening times	11:00-18:00 (Last entry 17:30)
Closing days	Every Tuesday (If Tuesday is a national holiday, the museum will close the day after) Year-end / New Year holiday
Entrance fees	Adults : ¥ 1,000 Junior high and high school students : ¥ 700 Children (over four years) : ¥ 500 (all prices include consumption tax)
Website	<a href="http://www.hara-mrm.com">http://www.hara-mrm.com</a>
Inquiries	Tel : 045-640-6699

\* The above opening times and other information are subject to change. Please check the museum website for the latest information.

- \* Re-entry is not permitted.
- \* Please do not touch the exhibits and materials.
- \* Inside the museum please refrain from taking photographs or videos and copies. The only writing implements allowed are pencils.
- \* Please refrain from eating or drinking inside the museum.
- \* The museum is a completely no smoking environment.
- \* Visitors are not allowed to bring large-sized luggage into the museum.
- \* During busy times visitors may be required to wait before entering the museum.
- \* Please refrain from bringing pets to the museum (with the exception of seeing-eye, assistance and hearing dogs).
- \* Visitors causing inconvenience for other visitors will be asked to leave the museum.
- \* Parents and guardians are requested to watch their children at all times.
- \* The exhibits in the museum may be changed without notice.

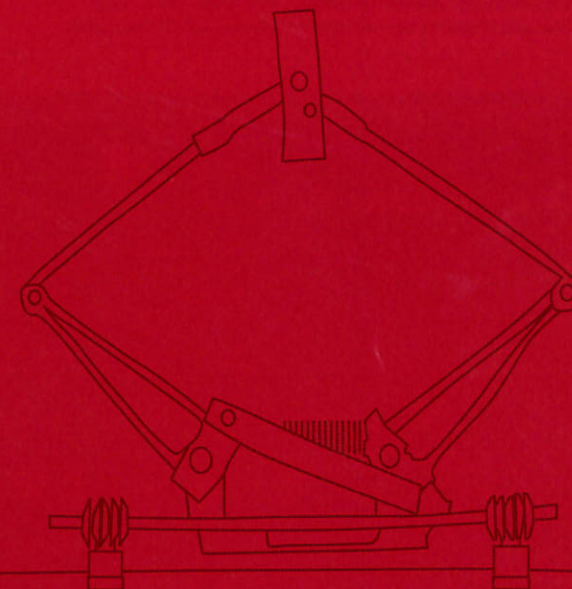
English



HARA Model Railway Museum

## INFORMATION

— Visitor Guide —



原鉄道模型博物館



## Attractions in First Exhibit Room

### The Essence of Hara Models

#### No. 1 Engine

This engine is the first model Mr. Hara created during his childhood and is also the symbol of the museum.



No. 1 Engine

#### Geumgangsang Electric Railway No. 22 EMU

This is a traditional mountain engine that used to run on the Korean Peninsula.

#### Hakone Tozan Railway Chiki Series (Chiki No. 1)

The precision of the woodwork and brass etchings is the attraction of this reproduction.

#### Orient Express

This beautiful wooden carriage can be seen in all its glory, including the paintings on the ceiling.

#### "The Train"

This is a phantom train from the early 20th century. This model offers an interesting look beneath the passenger car, through the glass floor.

#### Swiss Federal Railways Mark Ae4/7

This model features a reproduction of the Buchli Drive Transmission system.

#### Hanshin Electric Railway Series 311 EMU (No. 313)


The color and shape of this wooden engine are part of its appeal.

## Attractions in Second Exhibit Room

### Storytelling Models

These exhibits are displayed by theme. As you walk around you can feel the history evoked by the models.

- 1 Story of Powerful Locomotive Engines
- 2 Story of High-speed Locomotive Engines
- 3 Story of Classic Wooden Passenger Cars
- 4 Story of the Trolley Pole



LNER Series 4 ("The Mallard")



Tobu Railway Deha Series 10

- 5 Story of Trains around the World
- 6 Story of the Beginnings of Railways in Japan
- 7 Story of Steam Locomotives in the Showa Era (1926-1989)
- 8 Story of the Development of Domestic Electric Locomotive Production
- 9 Story of the Blossoming Private Railways

## Attractions in Third Exhibit Room

### Vintage Collection

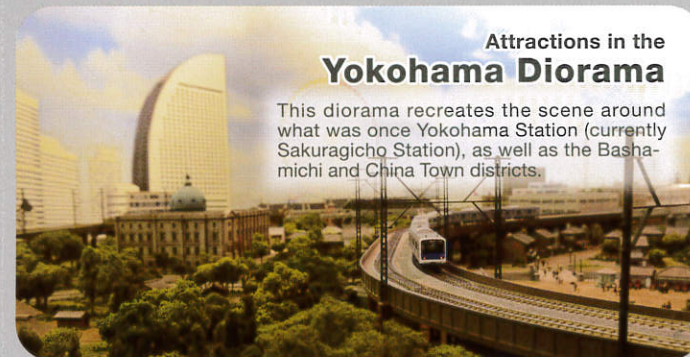
Here you can take a look at No. 1 tickets—the first tickets issued for certain trains—as well as various rare antique railway models and toys.



No. 1 Ticket



Model of Wuppertal Suspension Railway



### Attractions in the Yokohama Diorama

This diorama recreates the scene around what was once Yokohama Station (currently Sakuragicho Station), as well as the Bashi-michi and China Town districts.

## Attractions in Ichiban Tetumo Park

Enjoy the lifelike scenery that makes it seem as though real trains are running through a real town.

