

Catalog 2017





Introduction & Contents



Dear LGB Fans,

Another year has come and gone. Unbelievable you will say how fast time flies. Moreover, how little time remains for the beautiful things in life. Beautiful things such as a garden railroad. What has become of your resolution “to take more time for life and your own interests”? With a complete overview of the LGB assortment, the new LGB catalog for 2017 invites you to do more than just leave it as a resolution.

For some people it is the technology, for others the memory of wonderful panorama trips in almost pristine nature and still for others the simple pleasure with the family out in the sunshine. They all have one thing in common... They share the joy and enthusiasm for LGB. The Lehmann-Large-Railroad (LGB) impresses people with a scale that makes the experience of real railroading fascinating in the model too. On a trip through the realistic nature of your own garden, you can fulfill this particular fascination perfectly or even fall into dreaming.

LGB is just right for everyone to play with due to its high quality and sturdiness, whether it is indoors or outdoors – at any time of the year. You will usually not discover our realism until the second time you look at our products. For we achieve prototypical models with the skillful use of color that we apply for example in light shading on the roofs of our models.

In this LGB catalog, you will find a large selection of locomotives and cars. From the DR steam locomotive, road number 99 653, to the modern class Ge 4/4 III electric locomotive “Glacier on Tour” from the RhB. From historic German State Railroad passenger cars to modern passenger cars. Alternatively, enjoy traveling across North America.

You will also find suitable track to go with these models from a simple circle of curves up to a large garden railroad. In addition, many other accessory items such as turnouts, signals, lamps, bridges, or figures. Furthermore, you will find useful knowledge about the LGB Club with its services and advantages, the LGB company magazine “Depesche”, customer service, and much more.

We hope you will have a lot of fun reading this catalog.

Your LGB Team

A brief bit of information about the catalog:

Our LGB catalog will be valid until the spring of 2018.

	Page
Starter Sets	2 – 7
Provincial Railroads	8 – 9
German State Railroad Company (DRG)	10 – 11
German State Railroad (DR)	12 – 29
German Federal Railroad (DB)	30 – 37
OEG	37
Museum Railroads	38 – 58
Harz Narrow Gauge Railways (HSB)	38 – 45
Franzburg County Railroad (FKB)	46
DEV	47 – 48
Rügen Bäder Railroad (RüBB)	49
Saxon Oberlausitz Railroad Company (SOEG)	50 – 57
Schönheide Museum Railroad	58
Light Railway	58
Rhaetian Railroad (RhB)	59 – 93
Schöllenen Railroad (SchB)	94 – 95
Furka Steam Railroad Mountain Line (DFB)	96
Montreux-Berner Oberland Railroad (MOB)	97
Austrian Federal Railroad (ÖBB)	98 – 99
Museumsbahn Musée des Tramways à Vapeur (MTVS)	100 – 101
USA	102 – 130
Stainz	131
Christmas	132
Museum Car for 2017	133
LGB Club	134
LGB Club Car	134
LGB Club Registration Form	135 – 136
The LGB track system	137
Track Sets	138
Track Plans	139
Tracks	140 – 143
Accessories	144 – 151
Digital	152 – 158
Overview of the Pictograms	159
Service-Daten	159
Item Numbers	160


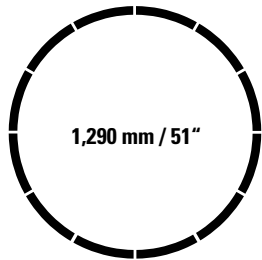
Starter Sets



70502 Starter Set, 230 Volts

This starter set contains an old-timer train consisting of a tank locomotive, a passenger car, and a low side car. The locomotive is equipped with a powerful motor and has a

lighted headlight. The set includes a complete circle of track, a power supply, and a locomotive controller. Train length 76 cm / 29-15/16".



12 x



1 x



1 x

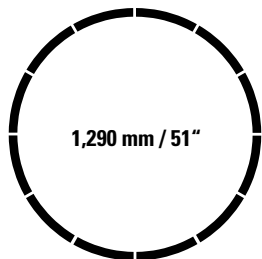
The perfect way to get started in the playful world of LGB



70403 Freight Train Starter Set, 230 Volts

The starter set for all sorts of fun: The set includes a freight train with a "Stainz" steam locomotive, a ballast car, and a loaded low-side car. The locomotive is equipped with a

powerful motor, electronic steam sound, a smoke generator, and one general-purpose socket. The set also includes a full circle of track (1,290 mm / 51" diameter), a power supply, and a controller. Train length 85 cm / 33-7/16".



12 x



1 x



1 x





Load subject to change

Building Block Train Starter Set


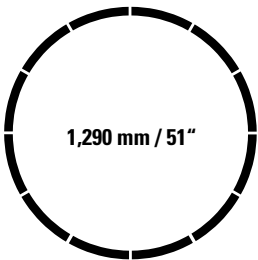



90463 Building Block Train Starter Set, 230 Volts

This starter set includes a steam locomotive, two flat cars with a building block plate and 30 building blocks. The set also includes a complete circle of track consisting of 12 curved sections of track, a locomotive controller, a power supply, and feeder wires. Train length 77 cm / 30-5/16".

The 94063 building block car can be added to this train.

Set consisting of 30 blocks included



12 x



1 x



1 x



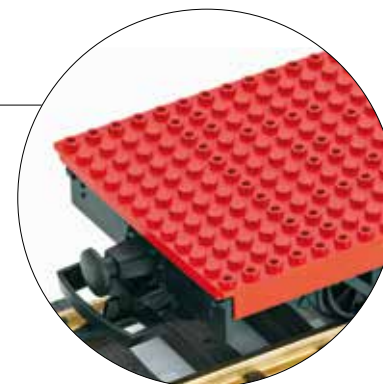


94063 Clip-On Block Car

This is a model of a two-axle flat car. The car floor has pegs so that different superstructures can be built with the blocks of well-known manufacturers available in most toy stores.

Length over the buffers 26 cm / 10-1/4".

Simple and at the same time sturdy.
The base plate as an ideal starting point for
playing and building.



Starter Sets


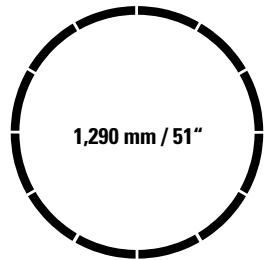


70304 Christmas Train Starter Set, 230 Volts

This starter set includes an old-timer train consisting of a tank locomotive and 2 passenger cars decorated for Christmas. The locomotive is equipped with a powerful Bühler motor as well as a headlight and a smoke generator.

The set also includes a complete circle of track, a power supply, and a controller. Train length 85 cm / 33-7/16".

This train can be lengthened wonderfully with the Christmas cars that have been offered in the past.



12 x



1 x



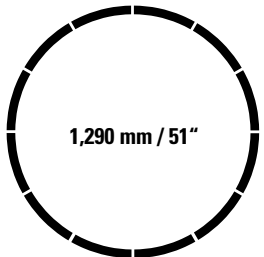
1 x



70302 Passenger Starter Set, 230 Volts

This set includes everything you need to enter the World of LGB: You get a "Stainz" steam locomotive with a powerful motor, electronic steam sound and a smoke generator, one general-purpose socket, 2 passenger cars, figures, a full

circle of track (1,290 mm / 51" diameter), a feeder cable for track connections and a power supply and controller. Train length 85 cm / 33-7/16". Simply set it up and go!



12 x



1 x



1 x





Provincial Railroads

It began in 1835 with the legendary Adler. However, until 1919 it came to a halt at the borders of the individual German states. The provincial railroads were strictly separated, and locomotives were changed at the state borders at the border stations.



40032 K.Sä.Sts.E.B. Gondola

This is a model of a type Ocw gondola painted and lettered for the Royal Saxon State Railroad and used on different narrow gauge railroads in Saxony. The paint scheme and lettering are correct for Era I. The car has metal wheel sets. Length over the buffers 30 cm / 11-13/16".

This car goes well with the 25841 locomotive or the 26842 museum locomotive.





43356 Refrigerator Car

Model of a two-axle beer car painted and lettered for the brewery "Pfannenberg" from Zerbst, used on the Royal Prussian Railroad Administration. The car is painted and lettered for Era I, with the side sills painted prototypically in white. The doors – even on the brakeman's cab – can be opened. The car has metal spoked wheel sets. Length over the buffers 34 cm / 13-3/8".

All doors can be opened



German State Railroad Company

After the confusion of World War I, the German State Railroad Company was established by law out of the German State Railroad in 1924. This company was the impetus for the standardization of the locomotive motive power pool. Such a fundamental standardization enabled the development of new and legendary locomotive classes.



43232 DRG Type Xt Low Side Car

This is a model of a German State Railroad Company (DRG) type Xt low side car. It has prototypical paint and lettering for Era II. It also has metal wheel sets.

Length over the buffers 30 cm / 11-13/16".



II  15 +

43233 DRG "Köln" Design Tank Car

This is a model of a German State Railroad Company (DRG) "Köln" design tank car. It has prototypical paint and lettering for Era II. The car can be filled and emptied like the prototype. It also has metal wheel sets. Length over the buffers 30 cm / 11-13/16".



All of the cars now available as separate items in response to many requests



II  15 +

43234 DRG Type G Boxcar

This is a model of a German State Railroad Company (DRG) type G boxcar. It has prototypical paint and lettering for Era II. The sliding doors on the sides can be opened. The car also has metal wheel sets. Length over the buffers 30 cm / 11-13/16".

German State Railroad

The era of independent provincial railroads was ended, and the German State Railroad was established in 1920. The previously eight independent state railroads were transferred by agreement into a single management structure, and the state German railroad firm was established by the Weimar Republic until the end of World War II.





20480 DR Steam Locomotive, Road No. 99 653

This is a model of a DR class 99.6 narrow gauge steam locomotive (former Saxon Vlk). The paint and lettering are prototypical for Era III. The locomotive has traction tires and is driven by two powerful ball bearing Bühler motors. It has an mfx/DCC decoder with many light and sound functions such as headlights that change over with the direction of

travel, firebox lighting, cab lighting, operating sounds, and whistle. The built-in smoke generator with steam exhaust is synchronized with the wheels. There are many separately applied details, and the cab and smokebox doors can be opened. Length over the buffers 41 cm / 16-1/8".

Cars available to add to this locomotive are the 36353 and 36354 passenger cars, the 30321 and 30322 baggage cars, and the 32350 observation car.

Running sounds will also work in analog operation.

Completely new tooling with many details



32350

36354

36353

30321

20480

13

German State Railroad (DR)



36353 DR Passenger Car

This is a model of a DR narrow gauge railroad passenger car, 2nd class. The paint and lettering are prototypical for Era III. The doors on the platforms can be opened, and the car has complete interior details. The car has metal wheel sets.

Length over the buffers 58 cm / 22-13/16".

The class VIk available under item number 20480 is the locomotive to go with these cars.

This new item is available with a different car number as a variation:



36354 DR Passenger Car

Car with riveted steel walls



The passengers in the "Saxon Convertibles" of the Saxon Oberlausitz Railroad Company (SOEG) enjoy that "Open Air Feeling" and the unmistakable smell of a steam locomotive at the front of the train. These observation cars were made from old provincial railroad cars whose bodies were originally built of wood and were replaced by the DR in the mid-Eighties with bodies of sheet steel. The conversion required essentially the removal of the roof and the upper half of the car bodies as well as the installation of a grille construction to keep people from leaning out too far.



32350 DR Open-Air Observation Car

This is a model of a DR type KB4 open-air observation car. The paint and lettering are prototypical for Era III. The interior details are prototypical and finely modelled. The car has metal wheel sets. Length over the buffers 58 cm / 22-13/16".

The series of DR Saxon narrow gauge locomotives and cars will be continued.

The ideal add-on to the 36358 and 36359 passenger cars as well as to the 30321 and 30322 baggage cars.

Open air feeling in the Saxon "convertible"



German State Railroad (DR)



26843 DR Steam Locomotive, Road Number 99 1564-6

This is a model of the class IVk Meyer locomotive in the version as a "Rekolok" / "Overhauled Locomotive" on the DR. The paint and lettering are prototypical for Era IV. Two powerful Bühler motors with ball bearings drive all of the wheel sets. Traction tires. The locomotive has an mfx/DCC decoder with many sound and light functions, such as headlights that change over with the direction of travel, cab lighting, or a smoke unit. Length over the buffers 48 cm / 18-7/8".

Passenger cars and baggage cars to go with this locomotive are available as item numbers 36358 and 36359 and 30321 and 30322.

Locomotive includes an mfx/DCC decoder





36358 DR Passenger Car

This is a model of an overhauled passenger car, 2nd class, for DR narrow gauge railroads. The paint and lettering are prototypical for Era IV. The doors at the platforms can be opened, and the car has prototypical interior details. The car has metal wheel sets.

Length over the buffers 58 cm / 22-3/4".

The class IVk in the overhauled version is available under item number 26843 as the locomotive to go with this car.

This car is available with a different car number as a variation:



36359 DR Passenger Car



32350

32358

36359

26843

17

German State Railroad (DR)



30321 DR Type KD4 Baggage Car

This is a model of the DR type KD4 baggage car as it formerly looked in service on many DR routes. It is completely new tooling with sheet metal walls, sliding doors that can be opened, and other details typical of the type such as truss rods on the underside of the car. The paint and lettering are prototypical for Era III. The car has metal wheel sets.

Length over the buffers 48 cm / 18-7/8".



30322 DR Type KD4 Baggage Car

This car is the same as 30321 except it has a different car number and overhaul data.



III IV V VI 

31352 DR Passenger Car Set

This German State Railroad passenger car set has side-walls with a wooden look and a green basic paint scheme. It goes well with many current models, particularly with the Saxon locomotives from Era III to VI. The LGB models have

metal wheels and complete interior details. The doors at the ends of the cars can be opened and the cars are prototypically lettered. Both cars are individually packaged. Length over the buffers for each car approximately 58 cm / 22-7/8".



German State Railroad




20180 Steam Locomotive, Road Number 99 5604

Model of a Lenz Class i for the German State Railroad (East Germany). The model is prototypically painted and lettered for Era III. It has a powerful Bühler motor driving both wheel sets. Traction tires. The locomotive has a DCC interface connector. The headlights change over with the direction of travel. The locomotive has cab lighting and a smoke unit. The cab doors can be opened, and the locomotive has sprung buffers. Length over the buffers 25 cm / 9-7/8".

The 39079 car set is available to go with this locomotive.

With many separately applied parts





German State Railroad (DR)



24741 DR Steam Locomotive, Road Number 99 5631

Model of the German State Railroad (DR) tank locomotive, road number 99 5631, used on the Spreewald Railroad. The model has prototypical Era III paint and lettering. It is equipped with a powerful Bühler driving all of the wheel sets. Traction tires. The model has an mfx/DCC digital

decoder. The headlights change over with the direction of travel and can be controlled digitally. The model has a variety of sound functions such as steam locomotive operating sounds, a whistle, and much more. Length over the buffers 33 cm / 13".

*A variety of sound functions
The locomotive has an mfx/DCC decoder*



Authentic lettering





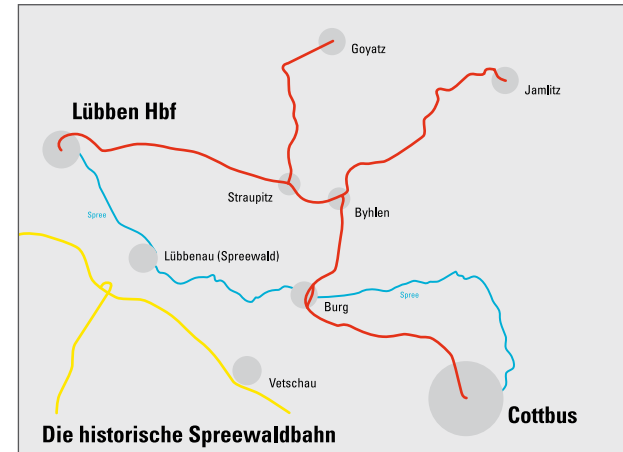
42639 DR Boxcar

This is a model of a DR type GG four-axle boxcar as was used on the Spreewald Line. The paint and lettering are prototypical for Era III. The car has a brakeman's platform at one end, and the sliding doors on the sides can be opened. The car has metal wheel sets. Length over the buffers 43 cm / 16-15/16".

- New brakeman's platform.

This car goes with the steam locomotive, road number 99 5631 / item number 24741.

Brakeman's platform included for the first time



German State Railroad (DR)

IV  15 +

41031 Pair of Gondola Cars

This car set consists of 2 individually packaged German State Railroad (DR) Era IV type 0w gondolas with board superstructure and double sheet metal doors. One car has a brakeman's seat. Both models have spoked metal wheels and are lettered extensively and finely. Both cars are individually packaged.

Length over the buffers per car 30 cm / 11-13/16".

Board superstructure and double sheet metal doors
Cars packaged individually
Different car numbers
One car includes brakeman's seat



III  15 +

41039 Pair of Load Cradle Cars

This pair of load cradle cars consists of 2 DR load cradle cars painted and lettered for Era III. The pair of cars is loaded with a load of real wood that can be "fixed" in place with the metal chains included with the cars. The load cradle cars are new tooling. Both cars have double spoked metal wheels.

Length over the buffers approximately 60 cm / 23-5/8".



German State Railroad (DR)



49550 DR Car Set

Car set consisting of 5 freight cars for DR narrow gauge lines. The cars are prototypically painted and lettered for Era III. The set consists of a gondola, 2 tank cars, a high side gondola, and a stake car. Length over the buffers for each car 25 cm / 9-7/8".



IV 

46357 Fire Fighting Train Equipment Car

Equipment car from the DR's Wernigerode firefighting train as it looked around 1979. The car has tooling changes with inset windows. It also has a prototypical paint scheme and lettering. The doors on the sides can be opened. The car has metal spoked wheel sets. Length over the buffers 30 cm / 11-13/16".

Goes with 42010.



IV 

42010 Fire Fighting Train Tank Car

Tank car from the DR's Wernigerode firefighting train as it looked around 1979. The car has tooling changes with new prototypical destination signs. It also has a prototypical paint scheme and lettering. The tank be filled and emptied. The car has metal spoked wheels. Length over the buffers approximately 25.5 cm / 10".

Goes with 46357.



IV 

42590 DR Fire Extinguishing Water Car

Model of a four-axle stake car with a brakeman's platform and a tank mounted on the car. The car has new end walls built up of boards and separately applied stakes. The car is prototypically painted and lettered as a DR fire extinguishing water car for the meter narrow gauge network in the Harz Region in Era IV. The car has metal wheel sets. Length over the buffers 41.5 cm / 16-3/8".



German State Railroad (DR)



40982 DR Type 00tu Hopper Car

This is a model of a German State Railroad (DR) type 00tu hopper car for use chiefly in unit trains and in volume freight service with coal, coking coal, or ore. The paint and lettering are prototypical for Era IV. The car has metal wheel sets.

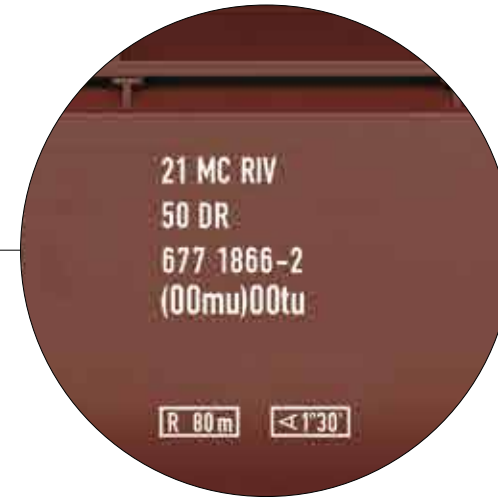
Length over the buffers 42 cm / 16-1/2".

Authentic lettering

This new item is also available as a variation with another car number:



40983 DR Type 00tu Hopper Car



Metal wheel sets





43121 DR High Side Gondola, Car Number 99-72-05

Gondolas were one of the most important car types on the DR. They were used to transport volume freight not sensitive to moisture. This car is a model of a two-axle car with a brakeman's platform. The model is painted and lettered for Era III and has metal solid wheel sets. Length over the buffers 33.5 cm / 13-3/16".



German Federal Railroad (DB)

After World War II, the occupation forces initially controlled the operation of the remaining routes and motive power and rolling stock. With the founding of the Federal Republic on May 24, 1949, the renaming of the railroad as the German Federal Railroad took place in September of 1949





20121 DB Class V 100 Diesel Locomotive

German Federal Railroad (DB) class V 100 general-purpose diesel hydraulic locomotive painted and lettered as in Era III. This LGB model is completely new tooling. It has a finely executed paint scheme and prototypical lettering. The locomotive has a factory-installed mfx/DCC digital decoder and extensive sound functions (some also active in analog operation) such as a high and low horn, diesel operating sounds, sounds when the locomotive is idling, compressor pump, squealing brakes, etc. The locomotive has two powerful motors. All axles powered. Traction tires. The locomotive has inset windows. The engineer's cab has interior details. The LED triple headlights change over with the direction of travel.

Length over the buffers approximately 45 cm / 17-3/4".

- **Factory-installed mfx/DCC digital decoder and sound.**
- **Inset windows.**
- **Two powerful motors.**
- **All axles powered.**
- **Traction tires.**
- **LED headlights that change over with the direction of travel.**



With mfx/DCC sound decoder



20120 DB Class 212 Diesel Locomotive

This is a model of the class 212 general-purpose diesel hydraulic locomotive in an Era IV version. The prototypical paint and lettering are in the typical beige / turquoise of the Seventies and Eighties.

The locomotive has two motors mounted in ball bearings and powering all of the wheelsets. It also has a built-in mfx/DCC sound decoder with extensive sound functions such as running sounds, compressor, warning horn, and much more. The headlights are warm white LEDs that change over with the direction of travel and that can be controlled digitally. The locomotive has inset windows, cab interior details, and traction tires.

Length over the buffers 45 cm / 17-3/4".

With mfx/DCC sound decoder



German Federal Railroad (DB)



21751 DB Electric Locomotive E 10, Era III

This is a model of the class E 10 electric locomotive in the paint scheme of the Rheingold long distance express train of 1962. The paint scheme and lettering are prototypical for Era III. The locomotive has individual separately applied locomotive number plates made of etched metal as well as buffer plate warning stripes. Both trucks are each driven by a powerful ball bearing motor. The locomotive has a built-in mfx/DCC decoder with many light and sound functions. It also has inset windows and traction tires. There is an engineer in one cab. Length over the buffers 60 cm / 23-5/8".

One-time series in 2017.

Express train passenger cars to go with this locomotive are available under item numbers 31310 and 31311.

The running sounds will also work in analog operation.





31310 DB "Rheingold" Express Train Passenger Car

This is a model of a DB four-axle express train passenger car painted and lettered for the Rheingold Express in 1962. The paint scheme and lettering are prototypical for Era III.

The car has built-in interior details and interior lighting. The current pickup is done with ball bearing wheel sets. The doors can be opened. The car has metal wheel sets. Length over the buffers 80 cm / 31-1/2".

Figures included



31311 DB "Rheingold" Express Train Passenger Car

This is a model of a DB four-axle express train passenger car painted and lettered for the Rheingold Express in 1962. The paint scheme and lettering are prototypical for Era III. The car has a different car number from that for 31310.

The car has built-in interior details and interior lighting. The current pickup is done with ball bearing wheel sets. The doors can be opened. The car has metal wheel sets. Length over the buffers 80 cm / 31-1/2".

Figures included



German Federal Railroad (DB)



23945 DB Class 220 Diesel Locomotive

After the class V 200 diesel locomotives were removed from express train service at the end of the Sixties, units designated from 1968 on as the class 220 also pulled freight trains. This model reproduces Road Number 220 085-5 in the original Era IV paint and lettering scheme. The locomotive is equipped with 2 powerful motors, a

decoder, sound, and two pulsing smoke generators that reproduce typical exhaust of the prototype. Two general-purpose sockets, traction tires, and many other details are included. Length over the buffers 67 cm / 26-3/8".

- **Complete sound and exhaust gas smoke included.**

This locomotive goes well with the 40980 and 40981 ore cars and with the 20120 diesel locomotive.

One-time series.

***Complete sound and exhaust
gas smoke included***





IV 15 +

40980 DB Hopper Car Set

This car set consists of 3 German Federal Railroad (DB) type Fad 168 high capacity hopper cars for use in unit trains in volume freight service with coal, coking coal, or ore. Each car has its own car number.
Length over the buffers for each car 42 cm / 16-9/16".

This car set goes with the 23945 class 220 or the 20755 class 139. The 40981 car set can be added to this set.

*Each car packaged individually
Different car numbers*



Individual car numbers



IV 15 +

40981 DB Hopper Car Set

This car set consists of 3 German Federal Railroad (DB) type Fad 168 high capacity hopper cars for use in unit trains in volume freight service with coal, coking coal, or ore. Each car has its own car number and is realistically weathered.
Length over the buffers for each car 42 cm / 16-9/16".

This car set can be added to the 40980 car set. This car set goes with the 23945 class 220 or the 20755 class 139.

*3 high capacity hopper cars
Weathering from operation included
Each car packaged individually
Different car numbers*



40981

40980

23945

35

German Federal Railroad (DB)



40039 DB Gondola

This is a model of a DB gondola, used on the Wangerooze Island Railroad. The paint and lettering are prototypical for Era III. The car has metal wheel sets. Length over the buffers 30 cm / 11-13/16".

Different car number from that for the 40035 car.

Wangerooze original



43357 Weihenstephan Beer Car

This is a model of a two-axle beer car painted and lettered for the "Weihenstephan" Brewery in Freising/Bavaria, used on the German Federal Railroad. The car is prototypically painted and lettered for Era III. The doors can be opened. The car has metal wheel sets. Length over the buffers 34 cm / 13-3/8".

This car goes ideally with the 42261 car.





45921 DB AG Stake Car Set with a Semi-Truck Rig for Lumber and Logs

DB AG four-axle stake car. It has Era V paint and lettering. The car is equipped with metal solid wheels. Center buffer beams are included for converting the model to center buffers.

Length over the buffers 66 cm / 26".

Also included in the set is a model of a Scania R Highline V8 semi-truck rig for lumber and logs with a load of logs. Length of the model 62 cm / 24-3/8".



OEG



43411 OEG Ballast Car

This is a model of an OEG ballast car. It is prototypically painted and lettered for Era III. The side unloading hatches can be opened. The car has metal wheel sets. Length over the buffers 30 cm / 11-13/16".

This car goes ideally with the 25500 OEG locomotive and the 49350 car set.



Museum Railroads

Nostalgic locomotives and restored historic cars are lovingly maintained by voluntary helpers and association members. A museum railroad can be explained in this or a similar way. It is however more – it is the preservation of historic technology and the possibility of experiencing local history close up.



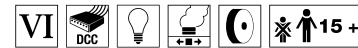
Harz Narrow Gauge Railways (HSB)



60 Years of New Construction Locomotives in the Harz

The lack of motive power on the meter gauge lines in the Harz was already obvious shortly after the DR's takeover of the NWE. In 1950, an order was therefore placed with LKM Babelsberg for the building of a new 2-10-2 narrow gauge locomotive for these lines. This unit borrowed heavily from the standard design locomotives 99 221 – 223 that had been built in 1930 by Schwartzkopff. In January of 1955, the first new construction locomotive was delivered in Wernigerode and placed into service. After serious problems with the running gear appeared at the start

of its service, several changes had to be carried out to correct these early malfunctions. Then, these locomotives turned in good results. Experiments were made over time with oil firing, and the locomotives were equipped with compressed air brakes in place of the vacuum brakes originally installed. From 1992 on these locomotives ran on the Brocken line again after it was opened again after the reunification of West and East Germany. In 1993, the lines in the Harz were taken over by the HSB, and the locomotives are once again the backbone of the operations, which after 50 years is good proof of their quality.



26813 DR Steam Locomotive, Road Number 99 7238-1

The prototype for this model is Road Number 99 7238-1 as it looks in Era VI. The model has a prototypical paint scheme and lettering. It has a DCC interface connector, a reproduction of the cab, and headlights that change over with the direction of travel, two motors, a general-purpose socket, and a smoke unit with exhaust synchronized with the wheel movements.

Length over the buffers 55 cm / 21-5/8".

The 37732 car set is available to go with this locomotive.



37731

37734

37732

26813

39

Harz Narrow Gauge Railways (HSB)



26814 HSB Class 99.23 Steam Locomotive

The prototype for this model is Harz Narrow Gauge Railways Road Number 99 7239-9 as seen in Era VI. It is prototypically painted and lettered. The model has a built-in mfx/DCC decoder with extensive sound and light functions such as headlights that change over with the direction of travel, cab lights, and separate controlled running gear lights. All five driving wheel sets are driven by two powerful Bühler motors with ball bearing, and the locomotive has traction tires. The locomotive has a smoke generator with smoke chuffing synchronized with the motion of the wheels. The locomotive has many separately applied details, a completely detailed cab, and doors that can be opened. Length over the buffers 55 cm / 21-5/8".

- With an mfx/DCC decoder with many functions.

The 37734 buffet car as well as other HSB cars are available to go with this locomotive.

mfx/DCC decoder included
Extensive sound and light functions
Cylinder steam



VI mfx DCC     15+

21935 HSB Köf II Diesel Locomotive

This HSB Köf diesel locomotive, road number 199 011-8, is painted and lettered for Era VI. It is a finely detailed model with many separately applied parts. The locomotive has a powerful Bühler motor driving both wheel sets and has great pulling power due to traction tires. The locomotive has an mfx/DCC decoder with many sound and light functions. The paint and lettering are prototypical. Length over the buffers 26 cm / 10-1/4".

First time as an HSB locomotive with sound



VI  15+

37734 HSB Buffet Car

This is a model of a HSB (Harz Narrow Gauge Railways) buffet car. It is prototypically painted and lettered for Era VI. The car has many separately applied details and interior details with the buffet area. The car also has metal wheel sets. Length over the buffers 50 cm / 19-11/16".

Goes well with the HSB passenger cars previously produced



Prototypically painted and lettered



Harz Narrow Gauge Railways (HSB)

VI  15 +

37710 HSB Passenger/Baggage Car

Many cars were rebuilt with new car bodies in order to improve the travel comfort. This model authentically reproduces such a passenger car with a baggage area. The model has the new prototypical HSB dark red paint scheme and fine lettering for Era VI. It also has metal solid wheels, a new car number, and doors that can be opened. Length over the buffers 49.5 cm / 19-1/2".

37710 can be added to the 37730 and 37731 passenger cars.



N VI  15 +

37733 HSB Passenger Car

This is a model of an HSB (Harz Narrow Gauge Railways) passenger car. The paint and lettering are prototypical for Era VI. The car has many separately applied details and interior details with a toilet. The car has metal wheel sets. Length over the buffers 50 cm / 19-11/16".

This car goes with HSB passenger cars produced in the past.

New car number



N VI  **15+**

43521 HSB Baggage Car

This is a model of a two-axle baggage car as used on the HSB lines in the Harz area. The paint and lettering are prototypical for Era VI. The baggage area doors and the doors on the ends of the car can be opened. The car has metal wheel sets.

Length over the buffers 33 cm / 13".

The ideal add-on to the HSB passenger cars previously delivered.



N VI  **15+**

42354 DR Boxcar

This is a model of a DR boxcar as used currently in the Harz region of the IG-HSB. The paint and lettering are prototypical for Era VI. The car has an open brakeman's seat at one end, and the sliding doors on the sides can be opened. The car has metal spoked wheel sets.

Length over the buffers 30 cm / 11-13/16".



37733

37734

43521

26814

43

Harz Narrow Gauge Railways (HSB)

VI 

40036 HSB Type Ow Gondola

This is a model of the HSB type Ow gondola. This is the version with wood walls and sheet metal doors, with high end walls, and a hand brake. The paint and lettering are prototypical for Era VI. The car has metal spoked wheel sets.

Length over the buffers 30 cm / 11-13/16".

Now available separately in response to many requests



VI 

40037 HSB Type Ow Gondola

This is a model of the HSB type Ow gondola. This is the version with sheet metal walls and sheet metal doors, with high end walls, and a hand brake. The paint and lettering are prototypical for Era VI. The car has metal solid wheel sets.

Length over the buffers 30 cm / 11-13/16".

VI 

40038 HSB Type Ow Gondola

This is a model of the HSB type Ow gondola. This is the version with wood walls and sheet metal doors, with high end walls, and a hand brake. The paint and lettering are prototypical for Era VI. The car has metal solid wheel sets.

Length over the buffers 30 cm / 11-13/16".



VI 

41590 DR Stake Car with a Brakeman's Platform

This is a model of a four-axle stake car with a brakeman's platform. The car has new end walls that represent built-up wooden boards and it also has individually installed stakes. The paint scheme and lettering are prototypical for an Era VI HSB/DR museum car. The car is loaded with a stack of boards. The car has metal wheel sets. Length over the buffers 41.5 cm / 16-3/8".

Preserved as a museum car
Metal wheel sets



V 

43419 HSB Set of Ballast Cars

Set consisting of two HSB ballast cars. Both cars are prototypically painted and lettered for Era V. The side loading hatches can be opened. The cars have metal wheel sets. Both cars are individually packaged. Length over the buffers for each car 30 cm / 11-13/16".



Franzburg County Railroad (FKB)



20181 "Franzburg" Steam Locomotive

Lenz steam locomotive type i, Pommern group. This locomotive was built by Vulcan Stettin Machinery, Inc. for the firm Lenz & Co. and originally more than 30 units were built. Of them, 6 units were also delivered to the Franzburg County Railroad (FKB), of which the former FKB 4 i came to the German Railroad Association in 1980. The locomotive was called "Franzburg" at this association and was extensively overhauled in 1982 and placed into service. This very interesting locomotive forms the prototype for the LGB model.

The model is new tooling and has sprung buffers front and rear, traction tires, a DCC interface connector, engineer's cab doors that can be opened, built-in cab lighting, a smoke generator, and a figure of a locomotive engineer. The headlights change over with the direction of travel. The locomotive has a powerful Bühler motor geared to both driving axles. Length over the buffers 25 cm / 9-7/8".

The 49390 car set is available to go with this locomotive.



© Thomas Estler



DEV




VI 15 +

49390 DEV Car Set

This car set for a freight train with passenger accommodations consists of 2 passenger cars and 2 load cradle cars. The cars look as they did in Era VI. All of the cars are prototypically painted and lettered. The doors on the passenger cars can be opened. All of the cars have metal wheel sets. Train length approximately 126 cm / 49-5/8".

A prototypical DEV museum train can be assembled by combining this car set with the 20181 locomotive "Franzburg".

One-time series.



DEV



41032 DEV Gondola

This is a model of a DEV gondola in use on the Bruchhausen – Vilsen Museum Railroad. It is prototypically painted and lettered for Era VI, and the car number is 114. It has a separately applied brakeman's seat and many fine details on the car body and frame. The car has metal wheel sets. Length over the buffers 30 cm / 11-13/16".

The 41032 and 43262 cars are the ideal add-on to the DEV steam locomotive Franzburg, item number 20181.



43262 DEV Boxcar

This is a model of a DEV boxcar in use on the Bruchhausen – Vilsen Museum Railroad. It is prototypically painted and lettered for Era VI, car number 128. The car has many fine details on the car body and the frame. It also has metal wheel sets.

Length over the buffers 30 cm / 11-13/16".

The 41032 and 43262 cars are the ideal add-on to the DEV Franzburg steam locomotive, item number 20181.



Rügen Bäder Railroad (RüBB)



28005 Rügen Bäder Railroad Road Number Mh 52 Steam Locomotive, Sound

Road number Mh 52 steam locomotive of the Rügen Bäder Railroad (former Rügen Narrow Gauge Railroad). Three units of this locomotive were built specially for the Rügen Narrow Gauge Railroad for use on the island of Rügen. Item number 28005 reproduces one of these locomotives as it currently looks in Era VI, i.e. as this unit is currently under way pulling tourist trains on Rügen, again. The model will thrill you with its prototypical reproduction including extensive paint and lettering of the real life locomotive. For example, even the interior of the engineer's cab is even done in two colors. This detailed model is richly equipped with a four-position mode of operation switch, digital electronic sounds, a bell and a whistle, brake sounds (with the MTS system), and the conductor's announcements (with the MTS system). The locomotive also has the sounds of the air compressor, the safety valve and

escaping steam, and the sound of coal being shoveled (with the MTS system). The locomotive also has a volume controller, remote control of the sound functions (with the MTS system), encapsulated gear drive with a seven-pole Bühler motor, four axles powered, a traction tire, eight electrical pickups, a voltage limiting system, a smoke unit, headlights that change over with the direction of travel automatically, and a general-purpose socket. Length over the buffers approximately 36 cm / 14-3/16".



*Completely equipped
End doors can be opened*



35357 Rügen Bäder Railroad (RüBB) Passenger Car

Model of a Rügen Bäder Railroad passenger car, also known as the Rasender Roland / Furious Roland. The car has a prototypical paint scheme and lettering for Era VI. It also has complete interior details and doors that can be opened. The car has metal wheel sets. Length over the buffers 58 cm / 22-7/8".

This car is the ideal add-on for a train with the 28005 locomotive and the 35359 car set.



35359

35357

28005

49

Saxon Oberlausitz Railroad Company (SOEG)

Class I K Steam Locomotive with a Saxon SOEG Train From August 5 – 7, 2016 in the Zittau Mountains, the big event "Historic Mobility" took place for the tenth time, which combined the Lückendorf Mountain Run, the festival of the Zittau Narrow Gauge Railroad, and the Jonsdorf Old-Timer Days. In addition to the old-timers for rail and road, a special treat awaited visitors at the Bertsdorf station. On Friday August 5, the joint venture "Saxon I K Train" was presented there for the first time to the astonished public. On the weekend, the train even did limited special runs. Starting in 1881 the Saxon State Railways purchased

small, short 3-axle steam locomotives from Hartmann in Chemnitz for its narrow gauge lines (750 mm / 30"). They were later designated as the class I K. By 1892, Hartmann delivered a total of 39 units to the Saxon State Railways. Five units went to the privately owned Zittau-Oybin-Jonsdorf Railroad (ZOJE) between 1889 and 1891 that was taken over in 1906 by the state railroad. A total of 12 locomotives had been retired by the time of the DRG's introduction of its definitive new class designation plan in 1925. The DRG classed the rest as road numbers 99 7501-7527 in its motive power pool but retired all of them by 1928. The Association

for the Promotion of Saxon Narrow Gauge Railways (VSSB) created an interesting project in 2005: A milestone in Saxon narrow gauge railroad history was brought back to life with the new construction of a "Saxon I K" with road number 54. The assembly of the approximately 4,400 individual parts produced in Saxony took place on January 16, 2009 at the well-known DB steam locomotive maintenance facility in Meiningen. Exactly five months later, this unit did its first test run there. The "New Construction" I K, road number 54, was officially put into operation in Radebeul on July 4, 2009. Suitable two-axle cars from

the right construction years and weights had to be found, overhauled, or rebuilt to assemble an authentic train (from around 1900) for the I K. The construction and restoration of such cars by different associations allowed the display for the first time of an original train from the early period of the Saxon Narrow Gauge Railways. The I K had the "Saxon Train" with 2nd and 3rd class passenger cars, a baggage car, and two freight cars. Of special note is the double cars, 2nd/3rd class (built in 1882/83), which were rebuilt extensively by the special interest association of the Zittau Narrow Gauge Railways.



21980 SOEG Class I k Steam Locomotive

This is a model of the class I k steam locomotive, used as road number 1 on the SOEG. The paint scheme and lettering are prototypical for Era VI. The locomotive has separately applied etched locomotive plates. A powerful Bühler motor with ball bearings drives all of the wheel sets. Traction tires. The locomotive has an mfx/DCC decoder with many light and sound functions such as headlights, cab lighting, and much more. The locomotive has a built-in smoke unit with smoke exhaust synchronized with the wheels. The locomotive is packaged in an exclusive wooden case.

Length over the buffers 28 cm / 11".

One-time series on the occasion of the presentation of the Saxon train on the SOEG.

Limited worldwide to 399 pieces.

Passenger cars of the Saxon train to go with this locomotive are available under item numbers 35091, 35092, and 35094.

Limited worldwide to 399 pieces
Comes in a wooden case

mit Dampf ins Gebirge!
ZITTAUER
SCHMALSPURBAHN



N VI 15+

40268 Saxon Conductor's Car, Car Number 1495K

This is a model of the Saxon conductor's car, car number 1495K, as it is used presently as a museum car on different narrow gauge railroads in Saxony. The paint scheme and lettering are prototypical for Era VI. The doors can be opened, and the car has interior details. The car has metal wheel sets.

Length over the buffers 30 cm / 11-13/16".

One-time series for the presentation of the Saxon Train on the SOEG.

The locomotive and other cars of the Saxon Train to go with this car are available under item numbers 21980, 35091, 35092, 35094, and 40269.



The doors can be opened



40268

40269

35094

35092

35091

21980

Saxon Oberlausitz Railroad Company (SOEG)



40269 Saxon Freight Car, Car Number 1531K

This is a model of Saxon freight car, car number 1531K, as it is used presently as a museum car on different narrow gauge railroads in Saxony. The paint scheme and lettering are prototypical for Era VI. The doors can be opened, and the car has interior details. The car has metal wheel sets. Length over the buffers 30 cm / 11-13/16".

One-time series for the presentation of the Saxon Train on the SOEG.

The locomotive and other cars of the Saxon Train to go with this car are available under item numbers 21980, 35091, 35092, 35094, and 40268.



40268

40269

35094

35092

35091

21980



VI 

35094 Saxon Passenger Car, Car Number 25K / 8K

This is a model of the Saxon passenger car, car number 25K / 8K, as it currently looks in service as a museum car on different narrow gauge railroads in Saxony. The model is a permanently coupled double car like the original, and it has a coupling between the two cars that is adjustable in length. Each of the two cars has prototypically different brake equipment. The paint and lettering are prototypical for Era VI. The doors at the ends can be opened, and the car has prototypical interior details. The car has metal wheel sets. Length over the buffers 52 cm / 20-1/2".

One-time series for the presentation of the Saxon train on the SOEG.

The locomotive and additional cars to go with this car are available under item numbers 21980, 35091, and 35092.

VI 

35091 Saxon Passenger Car, Car Number 235K

This is a model of the Saxon passenger car, car number 235K, as it currently looks in service as a museum car on different narrow gauge railroads in Saxony. The paint and lettering are prototypical for Era VI. The doors at the ends

can be opened, and the car has prototypical interior details. The car has metal wheel sets. Length over the buffers 30 cm / 11-13/16".

One-time series for the presentation of the Saxon train on the SOEG.

VI 

35092 Saxon Passenger Car, Car Number 107K

This is a model of the Saxon passenger car, car number 107K, as it currently looks in service as a museum car on different narrow gauge railroads in Saxony. The paint and lettering are prototypical for Era VI. The doors at the ends

can be opened, and the car has prototypical interior details. The car has metal wheel sets. Length over the buffers 30 cm / 11-13/16".

One-time series for the presentation of the Saxon train on the SOEG.





Saxon Oberlausitz Railroad Company (SOEG)



23591 SOEG Diesel Locomotive, Road Number Köf 6001

This is a model of the SOEG diesel locomotive, road number Köf 6001, used on the Zittau Narrow Gauge Railroad. The paint scheme and lettering are prototypical for Era VI. Both wheel sets are driven by a powerful Bühler motor. Traction tires. The locomotive is equipped with an mfx/DCC decoder with many light and sound functions. The cab doors can be opened.

Length over the buffers 29 cm / 11-3/8".

This locomotive goes with the other SOEG locomotives and cars that have already been offered such as the 26842 IVk or the 30320 baggage car.

The running sounds will also work in analog operation.



Saxon Oberlausitz Railroad Company (SOEG)

SOEG Gondola with a Band

The Saxon-Oberlausitz Railroad Company LLC (SOEG) offers so-called music trains on its narrow-gauge lines from Zittau to Oybin and Jonsdorf using the slogan "With Dixieland through the Zittau Mountains." They usually run once a month in good weather during the high season with a Dixieland band playing lively jazz music in a gondola. This type 00 band car, car number 97-23-19, was built in 1919 by the Busch Car Company in Bautzen.

Originally, only two-axle gondolas were used on the Saxon narrow gauge railways. To increase load capacity, the Saxon State Railways started purchasing cars with trucks in 1899. The type 00w four-axle units now had a load capacity of 10 metric tons. However, all too quickly this type was not enough to meet requirements. In 1913, four-axle gondolas with trucks began to be built as the type 00 with 15 metric ton load capacity. Car builders in Werdau, Bautzen, and Görlitz built these cars. By 1922, 342 of these gondolas had been built. In 1938, Linke-Hofmann-Busch (LHB)

in Bautzen was alone delivering the last 15 four-axle cars as the type 00. They had an improved frame, a brakeman's platform, modern standard design trucks, and 4 instead of 2 loading doors. However, purchases of this car type ended.

Car number 97-23-19 comes from a series of 142 cars put into service after World War I from 1918 to 1922. In the prototype, the band car is 10,220 mm / 33 feet 6 inches long and 1,926 mm / 76 inches wide. This provides a load surface 9.48 meters / 30 feet 10 inches long and 1.85 meters / 6 feet wide that translates into

a floor surface of 17.5 square meters / 188.37 square feet. This square footage allows enough space for a band. The pivot spacing between the Saxon archbar trucks is 6,700 mm / 263-3/4 inches. The 1,050 mm / 41-5/16-inch-high side walls of wooden boards offer safety to the musicians and ensures nothing stands in the way of undisturbed musical enjoyment.



33350 SOEG Gondola with Sound

This is a model of an SOEG gondola with a band as it was used in the prototype in Saxony. The paint and lettering are prototypical for Era VI. The car has a built-in mfx/DCC decoder that can be used in digital operation to control different light and sound functions. A micro SD card with different pieces of music is included. Function buttons on a digital controller can be used to playback music and sounds, and adjust the volume. The music and sounds can be supplemented or swapped out, as you desire. The micro SD card must be removed to do this. A conversion program is already stored on the micro SD card. A card reader is not included with this car. Please pay attention to the instructions for use. The music group is permanently installed. The car has metal wheelsets. Length 49 cm / 19-5/16".

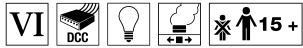
- Music band and sound included.

Speaker with top sound quality
Easy control with pre-installed sound management
SD card included
Large set of figures



With swinging rhythm
through the Zittau Mountains





20980 Saxon Class I K Steam Locomotive

Saxon class I K Steam Locomotive (new construction). This new construction unit was officially taken into service on July 4, 2009 in Radebeul and has been used since then on the Preßnitztalbahn / Preßnitz Valley Railroad, but it also runs on other Saxon narrow gauge lines. The model of the

locomotive is new tooling and has traction tires, a DCC connector, built-in lighting for the engineer's cab, and a smoke generator. The headlights change over with the direction of travel. A powerful motor drives all of the axles. Length over the buffers approximately 28 cm / 11".




Schönheide Museum Railroad

These two cars were rebuilt from rotary load cradle cars, which can still be recognized today from the load cradle mounts on the load surface.

VI 

41038 MBS Pair of Flat Cars

This pair of cars consists of two models of the type Hw flat car, used on the Schönheide Museum Railroad. The cars are prototypically painted and lettered for Era VI. The brake system with brake shoes on one side is prototypical. Length over the buffers 60 cm / 23-5/8".



Field Railroad

II III IV V 

42430 Dump Car, Red

Dump cars were used in large numbers in quarries and mines. They were used to carry sand, clay, coal, or ore. The LGB model reproduces a typical dump car. This model can be used for Eras II to V. Length over the buffers 17 cm / 6-11/16".



Rhaetian Railroad (RhB)



On October 9, 1889, the first part of the narrow gauge railroad from Landquart to Davos and from Landquart to Klosters was placed into operation. In accordance with Swiss Confederation tradition and the well-known Swiss broadmindedness all of the communities in the Prättigau Region and the inhabitants of Davos had approved the plans for railroad construction by the Dutchman Willem Jan Holsboer in a referendum three years before. The year of birth for the Rhaetian Railroad is viewed today as 1889. The route network includes 384 kilometers or 240 miles.



Rhaetian Railroad (RhB)



20273 RhB Steam Locomotive, Road No. LD 1

This is a model of the RhB "Rhätia" steam locomotive in the original version as road number LD 1 of the former Landquart-Davos rail line. The paint and lettering are prototypical for Era I. The locomotive has traction tires, and all the driving wheels are driven by a powerful ball bearing Bühler motor. The model has an mfx/DCC decoder with sev-

eral light and sound functions. It also has many separately applied details, and cab doors that can be opened. The locomotive is packaged in a high quality wooden case and a certificate of authenticity is included. Limited worldwide to 399 pieces.

Length over the buffers 35 cm / 13-3/4".

Running sounds will also work in analog operation.

A participation card for a contest is included with every locomotive. Great prizes can be won **such as a cab ride on the RhB**. The deadline to send in the participation card is December 31, 2017.

One-time series, limited worldwide to 399 pieces.

For each locomotive sold 50 Euros will be donated to support restoration of the original RhB locomotive.

***One-time series, limited worldwide to 399 pieces
Sold out at the factory***





21225 RhB Class ABe 8/12 "Allegra" Powered Rail Car Train

RhB (Rhaetian Railroad) class ABe 8/12 3-part electric powered rail car train. The model is in the version of the blue units on the Arosa Railroad. The model is fully equipped with two powerful Bühler motors, an mfx/DCC sound decoder with many light and sound functions as well as headlights with controllable long-distance lights, control panel lighting, engineer's cab interior lighting, and much more. The pantographs can be raised and lowered by

remote control on both end cars. All of the cars in the train have metal wheels and the center car has wheel sets with ball bearings. All of the doors can be opened. The model has many separately applied details such as conductors, plugs, windshield wipers, antennas, and rear view mirrors. The model has sprung buffers and complete rail clearance devices (the center part of the rail clearance devices can be replaced by a standard LGB coupler that is included with the train).

Length over the buffers 206 cm / 81-1/8".

- Version in the colors of the Chur – Arosa rail line.

One-time series.

A complete train for the Arosa Railroad can be assembled with the 37674 and 37675 passenger cars as well as the 37690 baggage car.



Rhaetian Railroad (RhB)

RhB Class ABe 8/12 "Allegra" Powered Rail Car Train

On October 14, 2009, the Rhaetian Railroad (RhB) set a new milestone in its tradition-filled history, because the first of 15 new three-part dual system powered rail car trains (11 kilovolts /16.7 Hertz and 1 kilovolt DC), the class "ALLEGRA", was festively received on this day in Landquart. The new train is not only highly modern, but it also conceals significant innovations and a lot of power inside. All the wheelsets are powered in both end cars. The multi-system drive equipment consists of 4 drive trains with water-cooled IGBT rectifiers and produces

2.6 megawatts / 3,485 horsepower with AC voltage (2.4 megawatts / 3,217 horsepower with 1 kilovolt DC). That is extremely high because the most powerful RhB locomotive, the high-performance class Ge 4/4 III, offers "only" 3.1 megawatts / 4,155 horsepower of performance. With 8 powered wheelsets and its performance, the "ALLEGRA" develops a correspondingly high tractive effort of 260 kilonewton / 58,450 pound-force, which exceeds that of the Ge 4/4 III by 30%. With it, the builder Stadler succeeded in creating a unique meter gauge powered rail car

train in the entire world in terms of power density, performance, and weight. One special challenge here was to "stow" the power packets in the limited space beneath the powered rail car floor and on the roof, which also succeeded thanks to innovative solutions. The non-powered intermediate car offers comfortable entry with its depressed floor area, a handicap-accessible toilet, and storage space for baby strollers. There is space in the class ABe 8/12 with its fully air conditioned passenger areas for 24 seats in 1st class and 76 seats in 2nd class as well as additional fold-

down seats and standing room. A modern passenger information system with flat screens is also standard. The ends of the powered rail car trains with the Grisons canton coat-of-arms lends the lower part of the cab with its shape coming to a point and the straight cab windows arching to the back a certain sharp edged look and it also symbolizes its power. The "ALLEGRA" can also claim a speed record for meter gauge trains because on December 20, 2010 unit 3502 reached a proud 145 km/h / 91 mph on a special run in the Vereina Tunnel.



22225 RhB Class ABe 8/12 "Allegra" Powered Rail Car Train

This is a model of an RhB (Rhaetian Railroad) class ABe 8/12 "Allegra" powered rail car train. The paint and lettering are prototypical for Era VI. The model has traction tires and is driven on four wheelsets by two ball bearing Bühler motors. It has an mfx/DCC sound decoder with many sound and light functions. The pantographs can be raised and lowered digitally on both end cars. All the cars on the

train have metal wheels, and the center car has wheelsets with ball bearings. All the doors can be opened. The model has many separately applied details such as conductors, plugs, windshield wipers, antennas, and rear-view mirrors. The model has sprung buffers and complete rail clearance devices (the center part of the rail clearance devices can be replaced with a standard LGB coupler that is included with the train). Length over the buffers 206 cm / 81-1/8".

The running sounds will also work in analog operation.

mfx/DCC decoder and many sound and light functions included





© Pressedienst RhB W. Hartmann





Rhaetian Railroad (RhB)

RhB Electric Locomotive, Road Number Ge 4/4 III 651 (Glacier on Tour).

The twelve class Ge 4/4 III electric locomotives with their three-phase motors and GTO inverters are the most powerful units on the Rhaetian Railroad (RhB). Many units in this group serve as advertising mediums, yet road number Ge 4/4 III 651 with the name "Fideris" is out of the ordinary. Extensively decorated with chrome sheets, it advertises as "Glacier on Tour" for the "slowest express train in the world" – the Glacier Express. It started for the first

time on June 25, 1930 at 7:30 AM in Zermatt and finally reached the Engadine location of St. Moritz via Visp, Brig, Andermatt, Disentis/Mustér, and Chur after just eleven hours. The three Swiss railroad companies RhB, Furka-Oberalp Railroad (FO), and Visp-Zermatt Railroad (VZ) wanted to link up with this train to the tradition of popular luxury trains before World War I. This succeeded and the Glacier Express still crosses the 291 kilometer / 182 miles meter gauge line regularly in the cantons of Grisons, Uri, and Wallis.



21428 RhB Class Ge 4/4 III "Glacier on Tour" Electric Locomotive

This is a model of the RhB class Ge 4/4 III electric locomotive in the special version "Glacier on Tour". The paint scheme and lettering are prototypical for Era VI. The body parts are genuinely chromed-plated. All 4 wheel sets are driven by two powerful Bühler motors. The locomotive is equipped with an mfx/DCC decoder with many light and sound functions. The pantographs are powered by servo-motors.

Length over the buffers 65 cm / 25-5/8".

- Body genuinely chromed-plated.

One-time series, limited worldwide to 333 pieces, with a certificate.

This locomotive is the right motive power to go with the Glacier Express panorama cars such as item numbers 33666, 33667, or 33668.

The running sounds will also work in analog operation.



Pantographs can be raised and lowered by a motor



33668

33667

33666

21428

65



Rhaetian Railroad (RhB)



23406 RhB Ge 6/6 I Electric Locomotive

This is a model of the RhB class Ge 6/6 I electric locomotive, the legendary Crocodile. The paint and lettering are for Era III, new road number never used before. The locomotive is driven by 2 powerful Bühler motors and has traction tires. The locomotive has an mfx/DCC sound decoder with many light and sound functions. The pantographs have a mechanism and can be raised and lowered in digital operation. The locomotive has many fine details on the body and frame. It also has cab doors that can be opened. Length over the buffers 56 cm / 22-1/16".

- mfx/DCC decoder with sound and pantograph mechanism included for the first time.

A typical RhB passenger train from the Sixties can be modeled together with the new 31522 and 31522 passenger cars as well as the new 34553 baggage car.



Pantographs can be raised and lowered by a motor

*First time with an mfx/
DCC decoder*





24450 RhB Ge 2/4 Electric Locomotive

This is a model of the RhB class Ge 2/4 electric locomotive after being rebuilt in the Fifties. It has a new roof with a pantograph and resistance brakes as well as other changes compared to the original version. The locomotive has prototypical paint and lettering for Era III. Both driving wheel sets are driven by a powerful Bühler motor with ball bearings. The locomotive has traction tires. It also has an mfx/DCC decoder with many sound and light functions such as the headlights that change over with the direction of travel, cab lighting, and much more. Length over the buffers 38 cm / 15".

*First time for this converted form
in the LGB assortment*

This locomotive will go well with the new 31522 and 32522 RhB passenger cars or the 34553 baggage car.



32522

31522

34553

24450

Rhaetian Railroad (RhB)



25390 RhB ABe 4/4 Powered Rail Car, Road Number 34

This is a model of an RhB ABe 4/4 powered rail car for use on the Bernina Railroad. It is painted cream/green for Era III with prototypical paint and lettering. All 4 wheel sets are driven by 2 powerful Bühler motors. The powered rail car has an mfx/DCC decoder with many light and sound functions. It also has many details typical of the era such as altered grab irons on the ends. Complete interior details, doors that can be opened, traction tires, interior lighting, and cab lighting complete this beautiful model. Length over the buffers 64 cm / 25-3/16".

First time with an mfx/DCC decoder and sound.

A passenger car to go with this model available under item number 33550.

*First time with an mfx/DCC decoder and sound
End lamp correct for the era*





32523 RhB Passenger Car, 2nd Class

This is a model of an RhB express train passenger car, 2nd class. The paint and lettering are prototypical for Era III. The car has a different car number from that of 32522. There are many separately applied details and the

doors can be opened. It also has a complete, finely detailed interior and factory-installed interior lighting. The car has metal wheelsets.
Length over the couplers 66 cm / 26".



33551 RhB Passenger Car, 2nd Class

This is a model of an RhB passenger car, 2nd class. It has a cream/green paint scheme for Era III and prototypical paint and lettering. The car has a different car number from that of 33550. It also has completely remodeled interior details. The car has spoked metal wheelsets.
Length over the buffers 45 cm / 17-3/4".

This car goes with the 25390 powered rail car and the 33550 passenger car.



Rhaetian Railroad (RhB)



28441 RhB Class Ge 4/4 II Electric Locomotive

This is a model of the Rhaetian Railroad class Ge 4/4 II electric locomotive, road number 629, in a special paint scheme for the new construction of the Albula Tunnel in the Grisons. The paint and lettering are prototypical for Era VI. All four wheelsets are driven by two powerful Bühler motors. The locomotive has an mfx/DCC decoder with many light and sound functions. The pantographs are powered by motors and can be controlled digitally. Length over the buffers 57 cm / 22-7/16".

One-time production in 2017.

The running sounds will also work in analog operation.





31679 RhB Express Train Passenger Car, 1st/2nd Class

This is a model of an RhB express train passenger car, 1st and 2nd class. The paint and lettering are prototypical for Era VI. It has complete interior details and interior lighting. The current pickup is done with ball bearing wheelsets. The doors can be opened and the car has metal wheelsets. Length over the buffers 62 cm / 24-3/8".



30676 RhB Express Train Passenger Car, 2nd Class

This is a model of an RhB express train passenger car, 2nd class. The paint and lettering are prototypical for Era VI. It has complete interior details and interior lighting. The current pickup is done with ball bearing wheelsets. The doors can be opened and the car has metal wheelsets. Length over the buffers 62 cm / 24-3/8".



30676

31679

28441

71

Rhaetian Railroad (RhB)

The Mark IV design express train passenger cars still form the backbone of the express trains on the Rhaetian Railroad. Currently these cars are being fundamentally rebuilt and updated. They are also getting a new paint scheme.


Together with the newly available 30511 second class cars, prototypical express trains can be assembled with these cars to go with the classes Ge 4/4 II and Ge 4/4 III locomotives.

The series will be continued.



35513 RhB Mark IV Express Train Passenger Car, 1st Class

Model of an RhB standard design Mark IV express train passenger car in the current version for an updated first class car in Era VI. This model is prototypically painted and lettered. The doors can be opened, and the car has factory-installed interior lighting. The car has metal wheel sets. Length over the buffers 67 cm / 26-3/8".



30511 RhB Mark IV Express Train Passenger Car, 2nd Class

Model of an RhB standard design Mark IV express train passenger car in the current version for an updated car in Era VI. This model is prototypically painted and lettered. The doors can be opened, and the car has factory-installed interior lighting. The car has metal wheel sets. Length over the buffers 67 cm / 26-3/8".

Together with the newly available 35513 first class cars, prototypical express trains can be assembled with these cars to go with the classes Ge 4/4 II and Ge 4/4 III locomotives.





30512 RhB Mark IV Express Train Passenger Car, 2nd Class

This is a model of an RhB Mark IV express train passenger car as it currently looks as a modernized car. The paint and lettering are prototypical for Era VI. The car has interior details and doors that can be opened. It also has factory-installed interior lighting. The car has metal wheel sets. Length over the buffers 67 cm / 26-3/8".

This car is the ideal add-on to the 30511 and 30513 express train passenger cars.

The ideal add-on to the 30511 and 30513 passenger cars



31904 RhB Type ABt Cab Control Car

This is a model of an RhB type ABt cab control car for use in shuttle trains. The paint and lettering are prototypical for Era VI. The car has complete interior details, white/red headlights and marker lights that change over with the direction of travel in analog operation, and interior lighting. Power pickup is done by means of wheel sets mounted in ball bearings. The car's doors can be opened. Length over the buffers 62 cm / 24-3/8".

New edition with a different car number.

White headlights / red marker lights



Rhaetian Railroad (RhB)



37676 RhB Passenger Car, Car Number A 1256

At the beginning of 2012 the former salon car with panorama windows, car number As 1256, was painted again in the RhB standard red color scheme and was newly designated as A 1256. The LGB model authentically reproduces this RhB passenger car. The model is extensively imprinted, it has doors that can be opened, and it has built-in interior lighting. The car also has metal wheels. Length over the buffers 62 cm / 24-3/8".



Extensively imprinted





31522 RhB Passenger Car, 1st/2nd Class

This is a model of an RhB express train passenger car, 1st and 2nd class. The paint and lettering are prototypical for Era III. The car has many separately applied details and doors that can be opened. It also has finely modelled interior details. The car has factory-installed interior lighting. It also has metal wheel sets.

Length over the buffers 66 cm / 26".

Other Era III RhB cars are available under item numbers 32522, 33550, and 34553. The 24450 locomotive goes well with them.



32522 RhB Passenger Car, 2nd Class

This is a model of an RhB express train passenger car, 2nd class. The paint and lettering are prototypical for Era III. The car has many separately applied details, and the doors can be opened. The interior details are finely modelled. The car has factory-installed interior lighting. It also has metal wheel sets.

Length over the couplers 66 cm / 26".

Other Era III RhB cars are available under item numbers 31522, 33550, and 34553. The 24450 locomotive goes well with them.



Rhaetian Railroad (RhB)



41841 RhB Baggage Car

This is a model of an RhB two-axle baggage car in a red paint scheme. The paint and lettering are prototypical for Eras V. The car has metal wheel sets, and the doors can be opened.

Length over the buffers 44 cm / 17-5/16".



30521 RhB Dining Car, Car Number WR 3811

This dining car is used on the RhB to provide passengers with dining services on the Glacier Express. This model is prototypically painted and lettered for Era V. The car has interior details and doors that can be opened.

Length over the buffers 66 cm / 26".

*The doors can be opened
Interior details*





33520 RhB Salon Car

This is a model of the RhB salon car, car number As 1161. The paint and lettering are prototypical for Era VI, same as the car used today on the Alpine Classic Pullman Express. The car has many separately applied details and doors that

can be opened. It also has complete, finely detailed interior details, and factory-installed interior lighting. The car has metal wheelsets. Length over the couplers 66 cm / 26".

- New tooling, new side walls, and interior details.

This car goes with the 36658 and 36659 Alpine Classic Pullman cars.

Salon car to go with the Alpine Classic



Rhaetian Railroad (RhB)



32521 RhB Passenger Car, 2nd Class, Car Number B 2225

For many years, the so-called steel cars formed the image of the RhB express passenger trains. This is a 2nd class car with prototypical paint and lettering. It has metal wheel sets and interior lighting. Length over the buffers 66 cm / 26".

This car together with the 32520, 31523, 31521, and 30523 cars can be used to make up a complete express passenger train of steel cars.



35690 RhB Baggage Car

RhB baggage car in the original paint scheme of the Seventies. The car has a new car number D 4214. It has metal wheel sets and doors that can be opened. Length over the buffers 62 cm / 24-3/8".

The 35690 car can be added to the 31676, 31677, 31678 cars or also the earlier 3167 and 31675 cars to make up a prototypical train.



III  15 +

34553 RhB Type D2 Baggage Car

This is a model of the RhB type D2 two-axle baggage car. This is a finely detailed model of the car with a smooth steel body. The paint and lettering are prototypical for Era III. The doors on the end walls and the sliding doors on the sides can be opened. The car has metal wheels. Length over the buffers 45 cm / 17-3/4".

This car goes well with the new 23450 and 23406 locomotives as well as the new 31522, 32522, and 33500 passenger cars.

Doors that can be opened
New superstructure



N V  15 +

34555 RhB Bicycle Car

This is a model of an RhB type D2 two-axle baggage car that is used for bicycles. The paint and lettering are prototypical for Era V. The doors on the ends and the sliding doors on the sides can be opened. The car has metal wheelsets. Length over the buffers 45 cm / 17-3/4".

Special paint scheme



Rhaetian Railroad (RhB)



33353 RhB Gondola with Sound

This is a model of an RhB gondola with a band, designed as an observation car as it was used in the prototype in the Grisons. The paint and lettering are for Era VI. The car has a built-in mfx/DCC decoder that can be used in digital operation to control different light and sound functions. A

micro SD card with different pieces of music is included. Function buttons on a digital controller can be used to playback music and sounds, and adjust the volume. The music and sounds can be supplemented or swapped out, as you desire. The micro SD card must be removed to do this. A conversion program is already stored on the micro

SD card. A card reader is not included with this car. Please pay attention to the instructions for use. The music group is permanently installed. The car has metal wheelsets. Length 49 cm / 19-5/16".

- **Music band and sound included.**

Speaker with top sound quality
Easy control with pre-installed sound management
SD card included
Large set of figures

With swinging rhythm through the Grisons area





33667 RhB Glacier Express Dining Car

This service car was built for the new, very modern Glacier Express. A prototypical modern Glacier Express of the current era can be reproduced with this model and the RhB/MGB panorama cars (LGB 33666/33664/33663 etc.).

The car has tooling changes.

The model has new prototypical interior details and interior lighting.

Length over the buffers 68 cm / 26-3/4".



Sold out at the factory



33668 RhB Panorama Car, 1st Class

This is a model of a panorama car, 1st class, painted and lettered for the Rhaetian Railroad, as it looks in use on the Glacier Express. The paint and lettering are prototypical for Era VI. The model has complete interior details and built-in interior lighting as well as wheel sets with ball bearings. The doors can be opened.

Length over the buffers 68 cm / 26-3/4".



Different car number from that for item number 33666.



33668

33667

33666

21428

81

Rhaetian Railroad (RhB)



40122 RhB Maintenance Car

RhB type Xk maintenance car, consisting of a low side car with a tank mounted on it and a platform for controlling weeds on the tracks. The car is prototypically painted and lettered for Era V. It has metal spoked wheels. Length over the buffers 34 cm / 15".

A typical train for track maintenance can be assembled by using this car along with the 40817 auxiliary equipment car.



40816 RhB Type Xk Railroad Maintenance Car

Type Xk railroad maintenance car for the catenary department at Landquart. Former Rhaetian Railroad type Gb 5915 boxcar. Freight cars no longer needed for regular service are sometimes rebuilt for maintenance service and serve as material cars are. 40816 is an authentic model with extensive paintwork and lettering. The paint scheme is correct on the frame and the handrails. The doors can be opened. The car has metal wheels.

Length over the buffers 39 cm / 15-3/8".



V 

40817 RhB Auxiliary Emergency Car, Car Number Xk 9005

RhB auxiliary emergency car, car number Xk 9005, in the paint and lettering scheme for Era V. Several older freight cars that were no longer needed were rebuilt as material cars for emergency trains and for maintenance service. This model is prototypically painted and lettered. The doors can be opened and the car has metal wheel sets. Length over the buffers 39 cm / 15-3/8".

This car goes well with the 40122 maintenance car.




VI 

45922 RhB Type Re-w Stake Car

RhB type Re-W 4-axle stake car with aluminum hinged side walls and stakes, can be used in different eras. This kind of car was purchased in large numbers and serves chiefly to transport wood. The car has a prototypical paint scheme and lettering. The side walls can be folded down. It also has metal wheels.

Length over the buffers 66 cm / 26".



Rhaetian Railroad (RhB)



45924 RhB Stake Car

This is a model of an RhB type Sp-w stake car. The paint scheme and lettering are prototypical for VI. The car does not have a brakeman's platform but does have a side mounted hand brake wheel. The car is loaded with three bundles of logs.

Length over the buffers 66 cm / 26".



The car is loaded with three bundles of logs



V  15 +

45144 RhB Stake Car

This is a model of an RhB type Kkp stake car. The paint and lettering are prototypical for Era V. The car is loaded with a stack of real wood. The car has metal wheel sets. Length over the buffers 34 cm / 13-3/8".

- Available as an individual car in response to many requests.


V  15 +

45145 RhB Stake Car

This is a model of an RhB type Kkp stake car. The paint and lettering are prototypical for Era V. The car has a different car number from that for 45144. The car is loaded with a stack of real wood. The car has metal wheel sets. Length over the buffers 34 cm / 13-3/8".

- Available as an individual car in response to many requests.

Now available as individual cars



N VI  15 +

40881 RhB High-Side Gondola

This is a model of an RhB two-axle high-side gondola. The paint and lettering are prototypical for Era VI. The car has metal wheel sets. Length over the buffers 40 cm / 15-3/4".



Rhaetian Railroad (RhB)



45255 RhB Cement Silo Car

This is a model of an RhB cement silo car. The paint and lettering are prototypical for Era VI. The car has metal wheel sets.

Length over the buffers 34 cm / 13-3/8".



46892 RhB Aldi Container Transport Car

This is a model of a Rhaetian Railroad two-axle container car, loaded with a refrigerated container from Aldi Switzerland. The paint and lettering are prototypical for Era VI, and the container is painted and lettered as it is currently seen in Switzerland. The railroad car has metal solid wheel sets.

Length over the buffers 41 cm / 16-1/8".





VI  15 +

47893 RhB "La Posta" Container Flat Car

RhB two-axle container flat car with a new car number in an Era VI version. The car is loaded with a prototypical mail container lettered for the operating company "La Posta". The container has a new registration number 867 with the lettering "per pacchi esigenti". The container has extensive lettering, including on the container's top side. Length over the buffers 41 cm / 16-1/8".

VI  15 +

47894 RhB "La Poste" Container Transport Car

This is an RhB two-axle container transport car with a new car number, painted and lettered for Era VI. It is loaded with a prototypical postal container lettered for the operator company "La Poste". The container has a new registration number 791 with the advertising slogan "jour et nuit" / "day and night". The container, including the top of the container, is extensively imprinted. Length over the buffers 41 cm / 16-1/8".

This car goes with the 47892 postal container car (container with German lettering) and 47893 postal container car (container with Italian lettering) previously offered.



Rhaetian Railroad (RhB)



40895 RhB Container Transport Car with Waste Removal Hopper

This is a model of an RhB two-axle transport car with a removable waste removal hopper. The paint scheme and lettering are prototypical for Era VI. The hopper is realistically weathered. The car has metal wheel sets. Length over the buffers 41 cm / 16-1/8".

- Unit trains loaded with these hoppers are used to remove waste during construction of the new Albula tunnel. The ideal motive power for this is 28441.



N VI  **15+**

46695 RhB Self-Unloading Hopper Car

This is a model of a Rhaetian Railroad type Xas self-unloading hopper car. The paint and lettering are prototypical for Era VI. The car has four unloading hatches that can be opened, and it also has metal wheel sets. Length over the buffers 55 cm / 21-5/8".



N VI  **15+**

47832 RhB Conrad Storz Tank Car

This is a model of an RhB type Za tank car painted and lettered for the firm Conrad Storz AG. The paint and lettering are prototypical for Era VI. The car has a prototypical new tank platform without handrails. The tank can be filled and emptied. The car has metal wheel sets. Length over the buffers 48 cm / 18-7/8".



Rhaetian Railroad (RhB)

VI  15 +

41701 RhB Tank Car

This is a model of an RhB type Za tank car. It is prototypically painted and lettered for Era VI. This car can be filled and emptied like the prototype. The car has metal wheel sets and sprung buffers. It is realistically weathered. Length over the buffers 62 cm / 24-3/8".

The addition of this car can lengthen the train from the 49700 car set by another car with a different car number.

*Prototypical weathering included
Fill and empty like the prototype*



VI  15 +

48570 RhB Type Haik-v Sliding Wall Boxcar

This is a Rhaetian Railroad (RhB) 4-axle sliding wall boxcar with large RhB lettering. The car has new doors with vertical braces and a short roof over the brakeman's platform. The car is prototypically painted and lettered. Naturally, the sliding doors can be opened and closed like the prototype. The car has metal solid wheels. Length over the buffers 62 cm / 24-3/8".



V  15+

48571 RhB Type Haik-qv Sliding Wall Boxcar

This is a model of a Rhaetian Railroad (RhB) 4-axle sliding wall boxcar. The car is prototypically painted and lettered for Era V. Different advertising themes "Rhäzünser" and "Passugger" are on each side of the car. The sliding doors can be opened and closed like the prototype. The car has metal solid wheels.

Length over the buffers 62 cm / 24-3/8".

*Different advertising themes are on each side of the car
The sliding doors can be opened and closed like the prototype*

Back



Front

Rhaetian Railroad (RhB)

IV 

40082 RhB Boxcar

This is a model of an RhB type Gak-v boxcar. It is prototypically painted and lettered for Era IV. It is the version with silver sliding doors that can be opened.

The car has metal wheel sets.

Length over the buffers 62 cm / 24-3/8".

Ideal add-on to the 40080 car set.



III 

43882 RhB High Side Gondola

These gondolas were purchased between 1911 and 1913 and were still in use on the RhB several years ago. This is a prototypical model painted and lettered for Era III. The car has metal wheel sets.

Length over the buffers 40 cm / 15-3/4".

This car continues the series of RhB cars from Era III such as 44880, 45140, or 40121. It goes very well with the class Ge 6/6 I "Crocodile" electric locomotive, for example, Item Number 23405, or the Ge 2/4 in both versions, Item Numbers 22450 and 24440.



III 

40092 RhB Low Side Car with a Brakeman's Platform and a Freight Load of Pipe

This is an RhB type M1 2-axle low side car for Era III. It is a finely detailed model with prototypical paint and lettering, loaded with black pipe.

Length over the buffers 34 cm / 13-3/8".

This car goes with the new 23406 and 24450 locomotives as well as with the other RhB freight cars for Era III such as 43882, 45300, 44800, or 40121.



IV 

40083 RhB Boxcar

This is a model of an RhB type Gak-v boxcar. It is prototypically painted and lettered for Era IV. It is the version with brown sliding doors that can be opened. The car has metal wheel sets.

Length over the buffers 62 cm / 24-3/8".

Ideal add-on to the 40080 car set.



III 

49140 Car Set with Flat Cars for Containers

Car set with flat cars for containers consisting of 2 type Lbk flat cars from the 2nd production run, loaded with 2 containers. These cars were used on the RhB in general service, such as for gravel during track laying or earth removal, etc. The cars are prototypically painted and lettered. The containers can be opened with levers and have individual container numbers. Both cars have metal wheels and are individually packaged.

Length over the buffers per car approximately 34 cm / 13-3/8".



Schöllenen Railroad (SchB)

Schöllenen Railroad (SchB) Class HGe 2/2 Electric Locomotive

After long exhausting struggles, the planning pushed through for the electric narrow gauge Schöllenen Railroad with rack operation from the Göschenen Station through the gorge that is the Schöllenen Valley up to Andermatt was implemented starting in 1913. The Abt system for the rack operation was selected in view of the connection at Andermatt to the Brig-Furka-Disentis Line (later the FO – Furka-Oberalp Line). The only 3.6 kilometer / 2.25 mile long and 17.9 percent steep line claimed three

tunnels, three stone bridges, a large avalanche deflection wall, and a 210 meter / 682 foot 6 inch long gallery as its own. It was initially electrified with 1,200 volts DC. The sudden outbreak of World War I in the summer of 1914 caused construction work to proceed only sluggishly and finally ended with a modest dedication ceremony on July 11, 1917. Initially four small class HGe 2/2 two-axle electric cogwheel locomotives with the road numbers 1 to 4 from BBC (electrical part) and SLM (mechanical part) were available for scheduled operation the next day. Their power transmission was done from the two propulsion motors by means of a gearbox with double

reduction to the two driving cogwheels and to two jackshafts that used coupling rods to power the two sets of driving wheels with their diameter of 712 mm / 28 inches. The two DC motors connected in parallel produced 235 kilowatts / 315 horsepower that allowed a load of 40 metric tons at a maximum speed of 8 km/h / 5 mph on the rack part of the line. In 1941, the FO was electrified with 11 kilovolts / 16 hertz AC and the Schöllenen Railroad was also converted at that time to allow trouble-free train operations. The class HGe 2/2 units were equipped with two new series motors with a rated hourly output of 429 kilowatts / 575 horsepower that now allowed 48 metric tons to

be pushed at a top speed of 14.5 km/h / 9 mph. In 1961, the Schöllenen Railroad and the FO merged. The locomotives now ran with road numbers 21-24 and successively lost their cream / light gray paint scheme in favor of the FO's dark red. Starting in 1972, they were only used in freight and switching service. Between 1976 and 1985, these locomotives were taken out of service. Unfortunately, none of these units with two coupled sets of driving wheels was preserved because they all ended up on the scrap pile.



23461 SchB Class HGe 2/2

This is a model of a Schöllenenbahn / Schöllenen Railroad (SchB) class HGe 2/2 electric locomotive as it was used on the rack line from Göschenen to Andermatt. The paint and lettering are prototypical for Era III. Both wheelsets are driven by a powerful Bühler motor. The locomotive has an mfx/DCC decoder with many light and sound functions. The cab doors can be opened. Prototypically steep grades can be mastered with the built-in cogwheel operation in conjunction with the LGB rack system (item numbers 10210, 10220).

Length over the buffers is 29 cm / 11-3/8".

- First time with sound.

One-time series including a booklet about the 100th anniversary

One-time series for the 100th anniversary of the Schöllenenbahn / Schöllenen Railroad.

The running sounds will also work in analog operation.




cogwheel operation



36642 SchB Passenger Car Set

This is a set with two type AB4 passenger cars painted and lettered for the Schöllenenbahn / Schöllenen Railroad (SchB) as they were used on the rack line from Göschenen to Andermatt. The paint and lettering are prototypical for Era III. The cars have prototypical interior details, and the doors can be opened. The cars have metal wheel sets. Length over the buffers per car 46 cm / 18-1/8".

One-time series for the 100th anniversary of the Schöllenenbahn / Schöllenen Railroad.



Furka Steam Railroad Mountain Line (DFB)



29272 DFB Train Set

This is a model of a train for the Furka Steam Railroad Mountain Line (DFB), consisting of a locomotive and three cars. There is a three-axle steam locomotive with a cogwheel mechanism painted and lettered as a DFB locomotive in the Era VI blue/black paint scheme. All three wheelsets driven by a powerful Bühler motor. The locomotive has an mfx/DCC decoder with many light and sound functions. It has many separately applied details, and the cab doors can be opened. The two-axle passenger car, car number B 2228, has the prototypical blue paint scheme and lettering for Era VI with prototypical interior details and doors that can be opened. The two-axle passenger car, car number B 2204, has the prototypical red paint scheme and lettering for Era VI with prototypical interior details and doors that can be opened. The two-axle gondola, car number 556, has the prototypical gray paint scheme and lettering for Era VI with a brakeman's platform. All the cars have metal wheelsets.

Total length of train approximately 156 cm / 61-3/8".

For the first time, the locomotive has an mfx/DCC decoder and sound



Montreux-Berner Oberland Railroad (MOB)



27425 MOB Class Ge 4/4 Electric Locomotive

The MOB (Montreux-Berner Oberland Railroad) has 4 class Ge 4/4 locomotives (road numbers 8001 to 8004). The units delivered by SLM/ABB resemble down to the electrical parts the class Ge 4/4 III of the Rhaetian Railroad, but they work with 850 volts direct current. One unit, road number 8003, was painted in the striking design as a so-called cow locomotive. The LGB model reproduces this striking locomotive perfectly. The model also has prototypical technology: The pantographs raise and lower automatically and both pantographs are always in contact with the catenary prototypically. The headlights and marker lights change from white to red. The cab and the instruments on the control panel at the front of the locomotive are lighted. This model can pull heavy trains on steep grades with its two powerful motors. This detailed, weatherproof model is very well equipped. It has a factory-installed MTS decoder onboard for analog and digital operation, cab doors that can be opened, and two mode of operation switches. The current

can be taken from the track or the catenary. The locomotive has two encapsulated gear drives with seven-pole Bühler motors and all axles on the locomotive are powered. The locomotive has a traction tire, twelve electrical pickups, two pantographs that raise and lower automatically, a

voltage limiting system, headlights and marker lights that change over automatically with the direction of travel. It also has two general-purpose sockets with a safety feature and of course an extensive paint scheme. Length over the buffers 65 cm / 25-5/8".

Delivered with a numbered certificate of authenticity.



41284 MOB GLACIER Freight Car

The MOB has a goodly number of freight cars with advertising for companies. This model reproduces an Era IV/V car. Length over the buffers approximately 33 cm / 13".



Austrian Federal Railroad (ÖBB)



27520 ÖBB Diesel Electric Locomotive

Austrian Federal Railways (ÖBB) class 2091 diesel electric locomotive with a baggage area (diesel electric baggage powered rail car) as it looked in Era III. These units, the former ÖBB class 2041, later the class 2091, have the special feature of a baggage area in order to save having a separate service car. This LGB model also has this feature. Moreover, this model has a tooling change with the prototypical conversion to dual headlights. The model has a built-in MTS decoder. 4 axles powered in encapsulated gear drives with 2 Bühler motors. 1 traction tire. A general-purpose socket with a safeguard feature is installed in the rear of the locomotive. The locomotive has a mode of operation switch and dual headlights that change over with the direction of travel. The cab doors and baggage area doors can be opened. A figure of an engineer is included. Length over the buffers 46 cm / 18-1/8".

The 65006 sound kit with realistic diesel sound can be installed in the 27520 locomotive.



25702 ÖBB Class 298 Steam Locomotive

This is a model of the Austrian Federal Railways (ÖBB) class 298 steam locomotive. It is prototypically painted and lettered for Era IV. A powerful Bühler motor drives all three driving wheel sets and the locomotive has traction tires. The locomotive has an mfx/DCC decoder with many functions that can be called up and controlled digitally such as different light and sound functions as well as a smoke generator. The dual headlights change over with the direction of travel. Length over the buffers 34 cm / 13-3/8".

With mfx/DCC decoder and sound.

ÖBB cars to go with this locomotive will be available later.



42637 ÖBB Gondola

This is a model of an ÖBB type OOm-s four-axle gondola for used on narrow gauge lines. The paint and lettering are prototypical for Era IV. The car has a brakeman's platform at one end, and the doors on the sides can be opened. The trucks are correct for the type of car. The car has metal wheel sets.

Length over the buffers 43 cm / 16-15/16".

- New brakeman's platform.
- New trucks.

This car goes with the class 298 steam locomotive, item number 25702, and the 42636 boxcar.

Other cars will be offered later.



42636 ÖBB Boxcar

This is a model of an ÖBB type GGm-s four-axle boxcar used on narrow gauge lines. The paint and lettering are prototypical for Era IV. The car has a brakeman's platform at one end, and the sliding doors on the sides can be opened. The trucks are correct for the type of car. The car has metal wheel sets.

Length over the buffers 43 cm / 16-15/16".

- New brakeman's platform.
- New trucks.

This car goes with the class 298 steam locomotive, item number 25702, and the 42637 gondola.

Other cars will be offered later.



Museumsbahn Tramways à Vapeur (M.T.V.)

At the end of the 19th / beginning of the 20th century, a number of narrow gauge rail networks sprang up in France too. One of them formed the “Tramways d’Ille-et-Vilaine” (TIV), whose lines radiated out from the operational mid-point of Rennes. Between 1897 and 1924, a meter gauge network with a route length of 510 km / 319 miles developed. Notable were the quite long lines Rennes – La Mézière – Saint-Malo (79 km / 49 miles) or Rennes – Grand-Fougeray (64 km / 40 miles). A number of small steam locomotives were available for operation on the TIV lines: 12 Tramway steam locomotives (road numbers 1-12, Ct, 1897/98

Blanc-Misseron), 41 three-axle units (road numbers 51-69, Ct, 1901/02 and road numbers 70-91, Ct, 1908-14, both series from Corpet-Louvet) four 0-4-4-0T Mallet tank locomotives (road numbers 101-104, 1897, Corpet-Louvet), and two four-axle units (road numbers 201-202, 1931, Corpet-Louvet). The first line abandonments began as early as 1937, and the history of the TIV ended with the stopping of operation between Rennes and Saint Malo in 1950. The small three-axle unit with the road number 75 remained preserved as the only TIV steam locomotive. Yet, before the abandonment of the last line, it was

sold along with its sibling locomotive road number 73 to the firm of Lambert in Vaujours en Seine et Marne, where both units were hauling freight cars filled with gypsum. After they were taken out of service in 1959, both units were in danger of being scrapped in 1962, but road number 75 emerged unscathed. Due to its better condition it was set up as a memorial in the museum at Saint-Mande and was even equipped with the smoke stack from road number 73 since its own smoke stack had been broken. After the museum was closed in the Eighties, this unit was acquired in 1987 by the “Fédération des amis des chemins de

fer secondaires” (FACS) and ran for the first time in November of 1989 at the “Musée des tramways à vapeur et des chemins de fer secondaires français” (MTVS). This museum is located at the train station of Valmondois in Butry-sur-Oise, 30 km / 19 miles north of Paris. Starting in 1996 this locomotive was due for a main overhaul, which turned out to be rather extensive due to the accumulations of gypsum. It was not until October 1, 2011 as part of the “Festivals of Steam” that the last remainder of the TIV could be presented under steam again on a kilometer / 0.63 mile long museum line.



20781 M.T.V. Class 030T Steam Locomotive

This is a model of the French museum railroad Musée des Tramways à Vapeur steam locomotive, road number 75. It has prototypical paint and lettering for Era VI as the locomotive still looks today in service. All of the wheel sets are driven by a powerful Bühler motor with ball bearings. The locomotive has traction tires. It also has an mtc interface connector for installation of the 55028 decoder. The headlights in the front and the factory-installed smoke unit can be turned on and off by means of mode of operation switch. Length over the buffers 31 cm / 12-1/4”.

The 33201 passenger car and 40077 freight car are available to go with this locomotive.



VI 

33201 M.T.V. Passenger Car, Car Number B34

This is a model of passenger car number B 34 of the French museum railroad Musée des Tramways à Vapeur. The paint and lettering are prototypical for Era VI as the car still looks today in service. The car has complete interior details and doors in the end walls and platform doors that can be opened. It also has metal wheel sets. Length over the buffers 36 cm / 14-3/16".

A prototypical train can be assembled together with the 20781 passenger car and the 40077 freight car just as it presently still runs on the M.T.V. museum railroad.



VI 

40077 M.T.V. Freight Car, Car Number G 5665 CFD

This is a model of French museum railroad Musée des Tramways à Vapeur freight car, car number G 5665. It is prototypically painted and lettered for Era VI, just as the car still looks currently in service. The car has metal wheel sets. Length over the buffers 30 cm / 11-13/16".

A prototypical train can be assembled together with the 20781 locomotive and the 33201 passenger car, just as it still runs on the M.T.V. museum railroad.



Denver & Rio Grande Western Railroad



20578 DRGW F7A Diesel Locomotive

This is a model of an EMD F7 A unit diesel locomotive painted and lettered for the Denver & Rio Grande Western Railroad. The paint and lettering are prototypical for Era III. The locomotive has traction tires and both trucks are driven by powerful ball bearing Bühler motors. It has an mfx/DCC decoder for controlling a variety of light and sound functions digitally. There is a socket built into the rear of this A unit locomotive to supply power from the decoder to the speaker in the B unit locomotive that was made to accompany this engine. The locomotive has many separately applied details, including cab doors that can be opened. Length over the coupler 61 cm / 24".

The running sounds will also work in analog operation.

- Many light functions such as a headlight or a Mars light.



20579 DRGW F7A Diesel Locomotive

This is a model of an EMD F7 A unit diesel locomotive painted and lettered for the Denver & Rio Grande Western Railroad. The paint and lettering are prototypical for Era III. This locomotive has a different road number from that of 20578. It has traction tires and both trucks are driven by powerful ball bearing Bühler motors. The built-in mfx/DCC decoder can be used for controlling a variety of light and sound functions digitally. A socket built into the rear of this A unit locomotive supplies power from the decoder to the speaker in the B unit locomotive that was made to accompany this engine. The locomotive has many separately applied details, including cab doors that can be opened. Length over the coupler 61 cm / 24".

- Many light functions such as a headlight or a Mars light.

mfx/DCC decoder and sound included

20578





20588 DRGW F7B Diesel Locomotive

This is a model of an EMD F7 B unit diesel locomotive painted and lettered for the Denver & Rio Grande Western Railroad. The paint and lettering are prototypical for Era III.

The locomotive has a built-in speaker that can be supplied power from an A unit locomotive (20578 or 20579) by means of a cable included with the unit. Length over the couplers 60 cm / 23-5/8".

20579

20588



Denver & Rio Grande Western Railroad



36572 Denver & Rio Grande Passenger Car

This is a model of a streamliner passenger car painted and lettered for the Denver & Rio Grande Western Railroad. The paint scheme and lettering are correct for Era III. The car has factory-installed complete interior details and interior lighting. It also has metal wheel sets, including 2 ball bearing wheel sets for current pickup. Length 76 cm / 29-15/16".

A typical long-distance train for the Denver & Rio Grande Western Railroad can be assembled using this car and the 20578, 20579, and 20588 F7 units as well as the other 36573, 36574, 36575, 36576, and 36577 cars.

This new item is available with a different car number as a variation:



36573 Denver & Rio Grande Passenger Car



Metal wheel sets and interior lighting





36574 Denver & Rio Grande Dome Car

This is a model of a streamliner dome car painted and lettered for the Denver & Rio Grande Western Railroad. The paint scheme and lettering are correct for Era III. The car

has factory-installed complete interior details and interior lighting. It also has metal wheel sets, including 2 ball bearing wheel sets for current pickup. Length 76 cm / 29-15/16".

Metal wheel sets and interior lighting



36575 Denver & Rio Grande Dining Car

This is a model of a streamliner dining car painted and lettered for the Denver & Rio Grande Western Railroad. The paint scheme and lettering are correct for Era III. The car

has factory-installed complete interior details and interior lighting. It also has metal wheel sets, including 2 ball bearing wheel sets for current pickup. Length 76 cm / 29-15/16".

- For the first time, there is a dining car in the streamliner series.

New mold tooling



Denver & Rio Grande Western Railroad



36576 Denver & Rio Grande Baggage Car

This is a model of a streamliner baggage car painted and lettered for the Denver & Rio Grande Western Railroad. The paint scheme and lettering are correct for Era III. The car has factory-installed complete interior details and interior lighting. It also has metal wheel sets, including 2 ball bearing wheel sets for current pickup. Length 76 cm / 29-15/16".

- **New tooling – for the first time, there is a baggage car in the streamliner series.**

A typical long-distance train for the Denver & Rio Grande Western Railroad can be assembled using this car and the 20578, 20579, and 20588 F7 units as well as the other 36572, 36573, 36574, 36575, and 36577 cars.

Rio Grande



Interior lighting, lighted drumhead, and red marker light included



36577 Denver & Rio Grande Observation Car

This is a model of a streamliner observation car painted and lettered for the Denver & Rio Grande Western Railroad. The paint scheme and lettering are correct for Era III. The car has factory-installed complete interior details and interior lighting. It also has a lighted marker light and a lighted drumhead. The car has metal wheel sets, including 2 ball bearing wheel sets for current pickup. Length 76 cm / 29-15/16".

Philadelphia Streetcar



20382 Philadelphia Streetcar

Model of a typical American streetcar in the paint scheme for Philadelphia. The model is prototypically painted and lettered. All of the wheel sets are driven by two powerful Bühler motors. The car has an interface connector for the 55028 decoder. The car has interior lights and headlights that change over with the direction of travel. The doors can be opened and the steps fold out. Length 55 cm / 21-5/8".



my PHILADELPHIA



Grizzly Flats Railroad



23131 Grizzly Flats CHLOE Steam Locomotive

This locomotive was built by Baldwin and used until the 1940s for sugar cane transport on Hawaii. Then, it came to the Grizzly Flats Railroad, Ward Kimball's backyard railroad in San Gabriel, California. The locomotive was in use there until 2006. Currently, Chloe and its passenger cars are on display at the Orange Empire Railway Museum near San Bernardino, California.

This is a model of the field railroad locomotive "CHLOE" of the Grizzly Flats Railroad in California. It is finely detailed with prototypical paint and lettering. Both driving wheel sets are driven by a powerful motor with ball bearings. It has a working headlight and traction tires. A figure of a locomotive engineer is included.

Length over the buffers 28 cm / 11".

The 30431 passenger car, 1st class, and the 32441 passenger car set are available to go with this locomotive.





32441 Grizzly Flats Passenger Car Set

This car set consists of two passenger cars for the Grizzly Flats Railroad. One car is 2nd class and the other is 3rd class. The paint and lettering are prototypical. The cars have metal wheelsets.

Length of each car 19 cm / 7-1/2".




Metal wheelsets included on all of the cars



30431 Grizzly Flats Passenger Car, 1st Class

This is a model of the Grizzly Flats Railroad open-air observation car, 1st class. The car is prototypically painted and lettered. The seatbacks can be reversed as in the prototype so passengers are always sitting in the direction of travel. The car has metal wheelsets.

Length 19 cm / 7-1/2"



Seat backs can be reversed



Lehmann Sugar Company

Sugar Cane Transport

Sugar cane is cultivated all over the world in the tropics and subtropics and accounts for about 70% of the entire sugar production. In 2014, about 1.8 billion tons of sugar cane was grown whereby the 20 main growing countries brought in about 92% of the harvest. The largest sugar cane producers are currently (in descending order) Brazil, India, PR China, Thailand, Pakistan, Mexico, the Philippines, the USA, Indonesia, Australia, Argentina, Guatemala, Columbia, South Africa, Vietnam, Egypt, Cuba, Peru, Myanmar, and El Salvador. Naturally, sugar cane is also cultivated to a lesser extent on many islands in the Caribbean and the Pacific Ocean (in front rank the Fiji Islands). Sugar cane railroads were used mostly starting at the

end of the 19th century to transport sugar cane stalks to the sugar refineries that usually located in the operational sphere of the fields. They were usually done in narrow gauge, 610 mm / 24", or 914 mm / 36", more seldom in the gauges of 700 mm / 27-1/2", 1,000 mm / 39", and 1,067 mm / 42" (cape gauge) too. Even standard gauge sugar cane railroads could and still are to be found occasionally. By the end of World War II steam motive power predominated on the sugar cane railroads, yet then came successively the switch to diesel locomotives and later also the partial abandonment of rail operations with the introduction of truck transport. The last steam locomotives could be found on Cuba and in Indonesia, though even here the final hour has struck in the meantime. The most

fascinating modern narrow gauge systems (610 mm / 24") worldwide for transporting sugar cane are presently in the Australian federal state of Queensland. The cultivation of raw sugar cane and the 20 sugar refineries still in existence are located in a 1,430 kilometer / 894 mile long strip from Childers in the south to Mossman in the north of Queensland. The only job of these railroads is to transport freshly harvested sugar cane within 12 to 18 hours (maximum 24 hours) for processing in the sugar refinery. There the work goes on 24 hours a day and mostly seven days a week during the season from June to December. The extent of these sugar railroads is remarkable. Their route length is around 4,000 kilometers / 2,500 miles of which around 3,000 kilometers / 1,875 miles

rate as "main lines". Up to 36 million tons of sugar cane are transported per season. Around 250 diesel-hydraulic locomotives are used, each one with up to 520 kilowatts / 697 horsepower of output, as well as 52,000 sugar cane cars known as "bins". On average the trains travel around 35 kilometers / 22 miles from the fields to the sugar mill, although the farthest run to a sugar mill is 119 kilometers / 74 miles. The trains can run at speeds up to 40 km/h / 25 mph, haul up to 2,000 tons of sugar cane, and have a length of up to one kilometer / 0.625 miles.



24772 Lehmann Sugar Company Porter Steam Locomotive

This is a model of a Porter locomotive for the Lehmann Sugar Company, used on a railroad to transport sugar cane. The locomotive is finely painted and lettered and is prototypically weathered. Both wheel sets are driven by a powerful motor. The locomotive has a built-in mfx/DCC digital decoder with many functions such as controllable headlights, cab lighting, or a smoke unit as well as many sound functions. American link-and-pin couplers are included.

Length over the coupler 25 cm / 9-7/8".

- First time with sound.
- Prototypically weathered.

Cars to go with this locomotive are available under item number 49172.

First time with sound



I - VI  15 +

49172 Lehmann Sugar Company Car Display

This is a model of a Lehmann Sugar Company car used on the railroad to transport sugar cane. It is finely painted and lettered.

Length over the couplers 16 cm / 6-5/16".

Display with 10 cars, each car imprinted with its own car number. All of the cars are individually packaged.

- Each car imprinted with its own car number.

The 24772 Porter steam locomotive is available to go with this car set.

Display with 10 cars

Lehmann Sugar Company



USA

I - VI  15 +

49191 Flat Car for Gang Car

This is a model of a two-axle material transport car to go with the 20060 and 20061 American gang cars. Like the original, this is a very simple car for transporting con-

struction material or large tools. The regular LGB couplers mounted on this car can be replaced by the link-and-pin couplers based on an American prototype and included with this car. Length over the couplers 16 cm / 6-5/16".

The ideal add-on to the 20060 and 20061 gang cars.



*The ideal add-on to the
20060 and 20061 gang cars*

VI   15 +

20060 WP&YR Gang Car

This is a model of a typical gang car for the White Pass & Yukon Railroad. It is completely new tooling. It has finely detailed construction in the prototypical orange red paint scheme and lettering for Era VI. Both wheel sets are driven from a powerful motor with ball bearings. The white headlights / red marker lights change over with the direction of travel. The gang car has an interface connector for installation of a digital decoder. A special size mfx/DCC decoder is available for this model under item number E275227. The regular LGB couplers mounted on this car can be replaced by the link-and-pin couplers included with the model. These couplers are based on an American prototype. Length over the couplers 22 cm / 8-5/8".

A material transport car to go with this gang car is available under item number 49191.



*Link-and-pin couplers
included*





20061 WP&YR Gang Car

This is a model of a typical gang car for the White Pass & Yukon Railroad. It is completely new tooling. It has finely detailed construction in the prototypical yellow/green paint scheme and lettering for Era VI. Both wheel sets are driven from a powerful motor with ball bearings. The white headlights / red marker lights change over with the direction of travel. The gang car has an interface connector for installation of a digital decoder. A special size mfx/DCC decoder is available for this model under item number E275227. The regular LGB couplers mounted on this car can be replaced by the link-and-pin couplers included with the model. These couplers are based on an American prototype. Length over the couplers 22 cm / 8-5/8".

A material transport car to go with this gang car is available under item number 49191.



20062 Gang Car, Undecorated

This is a model of a typical gang car as was and is in some cases still used on many North American railroads. It has finely detailed construction in a yellow paint scheme. This gang car can be lettered with the road numbers and logos for different railroads included with the model. Both wheel sets are driven from a powerful motor with ball bearings. The white headlights / red marker lights change over with the direction of travel. The gang car has an interface connection for installation of a digital decoder. A special design mfx/DCC decoder is available for this model under item number E275227. The regular LGB couplers can be replaced by the link-and-pin couplers included with the model. These couplers are based on an American prototype. Length over the couplers 22 cm / 8-5/8".

A material transport car to go with this gang car is available under item number 49191.



5 sets of lettering included




White Pass & Yukon Railroad

VI 

36807 WP&YR Passenger Car

Model of a typical American old-timer passenger car painted and lettered for the White Pass & Yukon Route. The model is prototypically painted and lettered. The doors can be opened, and the car has complete interior details. The car has metal wheels.
Length 49 cm / 19-5/16".

A complete WP&YR train can be modelled with this car together with the 36816, 36846, and 40756 cars.



VI 

36816 WP&YR Combine

Model of a typical American old-timer passenger car with a baggage compartment painted and lettered for the White Pass & Yukon Route. The model is prototypically painted and lettered. The doors can be opened, and the car has complete interior details. The car also has metal wheel sets.
Length 49 cm / 19-5/16".

This model is the ideal add-on for the 36807 passenger car.



VI  15 +

36846 WP&YR Baggage Car

Model of a typical American old-timer baggage car painted and lettered for the White Pass & Yukon Route. The model is prototypically painted and lettered. The doors can be opened, and the car has complete interior details. The car has metal wheel sets. Length 49 cm / 19-5/16".

This model is the ideal add-on for the 36807 and 36816 cars.



VI   15 +

40756 WP&YR Caboose

Model of a typical American drovers caboose painted and lettered for the White Pass & Yukon Route. This model is prototypically painted and lettered. The doors can be opened, and the caboose has complete interior details. It also has interior lighting and separately applied marker lights. The caboose has metal wheel sets, two of them with ball bearings for flicker-free power pickup. Length 49 cm / 19-5/16".

This car is ideal as an add-on for the 36807, 36816, and 36846 cars. With its lighted marker lights, it is a must-have feature for every train.



White Pass & Yukon Railroad

N VI  15+

36809 WP&YRR Passenger Car

This is a model of a typical American old-timer passenger car painted and lettered for the White Pass & Yukon Railroad, as it is still used presently in museum trains. The model's paint scheme and lettering are prototypical. A marker sign is mounted on end of the car, as the car would have on the end of the train in the prototype. The doors can be opened and the car has a complete interior. The car has metal wheel sets. Length 49 cm / 19-1/4".

This car goes with the White Pass & Yukon Railroad cars that have already been delivered.



Separately applied end-of-train sign included



116

36809

36816

36807

40756

36846

48675

25554

VI 

40808 WP&YR Tank Car

This is a model of a White Pass & Yukon Railroad tank car in Alaska. It has finely detailed construction and is painted and lettered for Era VI, just as the car still looks in current service in Alaska. The tank can be filled and emptied. The car has metal wheel sets.

Length over the couplers 42 cm / 16-1/2".



N VI 

48675 WP&Y RR Boxcar

This is a model of a WP&Y RR (White Pass and Yukon Railroad) boxcar. The paint and lettering are prototypical for Era VI. The car has many separately applied details, and the sliding doors on the sides can be opened. The car has metal wheel sets.

Length over the couplers 42 cm / 16-1/2".

This car goes with the WP&Y RR passenger cars.



Durango & Silverton Railroad

VI  15 +

36808 D&S RR Passenger Car

This is a model of the Durango & Silverton Railroad old-timer passenger car "Yankee Girl" in the new dark red paint scheme. The model is prototypically painted and lettered. The doors can be opened, and the car has complete interior details. It also has metal wheel sets. Length 49 cm / 19-1/4".



VI  15 +

30261 D&S RR "Rio Grande" Open-Air Observation Car

This is a model of the Durango & Silverton Railroad "Rio Grande" open-air observation car in the new dark red paint scheme. The model is prototypically painted and lettered. The car has complete interior details. It also has metal wheel sets. Length 49 cm / 19-5/16".




Cumbres & Toltec Railroad

VI  15 +

40671 Cumbres & Toltec RR Boxcar

This is a model of a Cumbres & Toltec Railroad boxcar. It is designed with the logo and map of this tourist railroad in the Southwest USA. The doors can be opened. The car has metal wheel sets. Length over the couplers 42 cm / 16-1/2".



USRA Mikado





27872 USRA Mikado Steam Locomotive with Sound Prototype: The 2-8-2 "Mikado" was generally one of the most successful steam locomotives built. The first Mikados were built in 1897 by Baldwin in the USA for the narrow gauge railroads in Japan. In World War I, this wheel arrangement was taken on as a standard by the United States Railroad Administration, and more than 1,000 "Mikes" were built for numerous American railroads and different railroads all over the world. These locomotives were used with great success, mostly in freight service. Many of these locomotives were in service right up to the end of the steam era in the Fifties. A clear sign of a successful design.

Model: This detailed, weatherproof model has an extremely wide array of features. It has a factory-installed MTS decoder for analog and digital. The roof hatches on the cab can be opened. The firebox door can be opened and there is a flickering light from the firebox. The locomotive has a four-position selector switch for the mode of operation.

It has an encapsulated gear drive with a powerful Bühler motor. The locomotive has an articulated drive system (The locomotive will even run on the sharp radius "R1" for curved track.). Four axles powered, with two traction tires. The locomotive has twelve electrical pickups. It also has digital, electronic steam locomotive sounds synchronized with the motion of the wheels. The sounds of a bell, whistle, brakes, air pump, and feed water pump are also present. The locomotive has a built-in volume control. The sound functions can be remote controlled (with the multi-train control system). The locomotive has a voltage limiting system. It also has a built-in smoke generator. The headlights change over automatically with the direction of travel. The locomotive has a general-purpose electrical socket with a safety feature. Five different sets of lettering (in addition to Union Pacific) for different railroads (New York Central, Pennsylvania, Santa Fe, Southern Pacific) are included to have different railroad names. Length 93 cm / 36-5/8".

5 sets of lettering



USA

The Caboose

A caboose was a fixed feature at the end of every freight train in North America for more than a century. Like the red schoolhouse and the red barn, the red caboose developed into an American icon. Yet soon after the disappearance of the steam locomotive, the caboose also became superfluous and so today it merely still keeps memories of the gold era of railroading alive. Actually, there are conflicting versions of how the caboose came by its name. A favorite story refers to a derivation of the word "Kabuis",

a small room or hut. More concrete however is the origin of the first railroad caboose, which can be traced back to the 1840s. Nat Williams, a train conductor of the small Auburn & Syracuse Railroad in the north of New York State, decided one day to convert the empty boxcar at the end of his train into a "rolling office". Williams sat there on a wooden crate and used a barrel as a desk. In addition, he stored flags, lanterns, chains, and other tools in this first caboose. By contrast, the origin of the unique cupola on the top of a caboose is attributed to T. B. Watson, a train conductor on the Chicago & North Western Railroad. In

1863, Watson had to use a boxcar unexpectedly as a caboose as the end of his train. This car had a hole in the roof. Watson came upon the idea of placing a pair of handy crates on top of each other and standing on them so that his head and shoulders protruded from the hole. This gave him a marvelous view over the entire train. After returning to his home station, Watson related his positive experiences to a chief mechanic. The latter suggested providing a caboose in the process of being built with a "lookout" and thus was born the first caboose with a cupola. By the mid-Twenties there were about 34,000 cabooses running on the

American railroads. In addition to the work area for the conductor, they often had bunk beds for sleeping, stoves for cooking, toilets, as well as electric heating, refrigerators, and radio communications starting in the Fifties. In addition, the cars were used as storage space for tools and all kinds of materials. In the beginning, most railroads painted their cabooses in a gleaming red color. Yet after World War II, cabooses began to turn up in many different colors, many of them similar to the paint schemes for the new diesel locomotives of the different railroads.



42793 Caboose

Model of a steelsided caboose as it was used with all freight trains in the Fifties and Sixties. This model is finely detailed and has complete interior details. The doors on the caboose can be opened. The model has metal wheel sets, 2 of them with ball bearings for electrical pickup for

the interior lighting and the lighted marker lights. A sheet of stickers with names and car numbers for the railroads Union Pacific, Santa Fe, Southern Pacific, Pennsylvania Railroad, and New York Central is included with this caboose so that the car can be appropriately lettered for your railroad. Length 49 cm / 19-5/16".

5 sets of lettering

The right add-on for the 27872 Mikado.



Southern Pacific Railroad (SP)



48671 SP Boxcar

This is a model of an SP (Southern Pacific Railroad) boxcar. It is prototypically painted and lettered for Era III. The car has many separately applied details and sliding doors on the sides that can be opened. It also has metal wheel sets. Length over the couplers 42 cm / 16-1/2".

This car is available with a different car number as a variation:



48672 SP Boxcar



Southern Pacific Railroad (SP)



25555 SP Diesel Locomotive

This is a model of a heavy American SD 40 diesel locomotive painted and lettered for the SP (Southern Pacific Railroad). The paint and lettering are prototypical for Era V. Both trucks are driven by powerful Bühler motors with ball bearings and the locomotive has traction tires. The locomotive has a built-in mfx/DCC decoder with a variety of authentic sound and light functions, all digitally controlled. The locomotive has many separately applied details and doors to the cab that can be opened. Length over the couplers 63 cm / 24-13/16".



mfx/DCC sounddecoder included



Ontario Northland Railway (ONT)



25556 ONT Diesel Locomotive

This is a model of a heavy American SD 40 diesel locomotive painted and lettered for the ONT (Ontario Northland Railway). The paint and lettering are prototypical for Era V. Both trucks are driven by powerful Bühler motors with ball bearings and the locomotive has traction tires. The locomotive has a built-in mfx/DCC decoder with a variety of authentic sound and light functions, all digitally controlled. The locomotive has many separately applied details and doors to the cab that can be opened. Length over the couplers 63 cm / 24-13/16".

Locomotive includes a wide variety of sound and light functions



43824

42931

43822

42933

40871

43821

25556

123

Canadian Pacific Railroad



43821 CP Rail Center Flow Hopper Car

This is a model of a CP Rail (Canadian Pacific Railroad) covered hopper car. It is prototypically painted and lettered for Era V. The car has many separately applied details, roof hatches, and unloading hatches that can be opened. The car has metal wheel sets. Length over the couplers 54 cm / 21-1/4".

This car is available with a different car number as a variation:



43822 CP Rail Center Flow Hopper Car



Southern Pacific Railroad (SP)



40871 DNAX Railcare Tank Car

This is a model of a tank car painted and lettered for the car leasing company DNAX Railcare. It is prototypically painted and lettered for Era V. It has many separately applied details, and the tank can be filled and emptied. The car has metal wheel sets. Length over the buffers 51 cm / 20-1/16".

This car is available with a different car number as a variation:



40872 DNAX Railcare Tank Car



Middleton & New Jersey Railroad (MNJ)



42933 MNJ Boxcar

This is a model of an MNJ (Middleton & New Jersey Railroad) boxcar. It is prototypically painted and lettered for Era V. The car has many separately applied details and sliding doors on the sides that can be opened. It also has metal wheel sets. Length over the couplers 57 cm / 22-7/16".

This car is available with a different car number as a variation:



42934 MNJ Boxcar



Burlington Northern and Santa Fe Railroad (BNSF)



42931 BNSF Boxcar

This is a model of a BNSF (Burlington Northern and Santa Fe Railroad) boxcar. It is prototypically painted and lettered for Era V. The car has many separately applied details and sliding doors on the sides that can be opened. It also has metal wheel sets.

Length over the couplers 57 cm / 22-7/16".

This car is available with a different car number as a variation:



42932 BNSF Boxcar



SHPX



43824 SHPX Center Flow Hopper Car

This is a model of a covered hopper car painted and lettered for the car leasing company SHPX. It is prototypically painted and lettered for Era V. The car has many separately applied details, and roof hatches and unloading hatches that can be opened. The car has metal wheel sets.

Length over the couplers 54 cm / 21-1/4".

This car is available with a different car number as a variation:



43825 SHPX Center Flow Hopper Car



Northern Pacific Railway (NP)



42937 NP Boxcar

This is a model of an NP (Northern Pacific Railway) boxcar. The paint and lettering are prototypical for Era V. The car has many separately applied details, and the sliding doors on the sides can be opened. The car has metal wheel sets. Length over the couplers 57 cm / 22-7/16".

This new item is also available with another car number as variant:



42938 NP Boxcar



Metal wheel sets



Amtrak

IV  15 +

44931 Amtrak Material Car, Phase III

This is a model of a modern steel boxcar as a material car for the North American passenger train company Amtrak. It is prototypically painted and lettered for Phase III at the start of the Eighties. The sliding doors on the sides can be opened. The car has metal wheel sets. Length over the couplers 57 cm / 22-7/16".

*The materials car that is indispensable
on every line in North America*





Lake George & Boulder Railroad

I - VI 

48401 LGB Tank Car

This is a model of an American four-axle tank car painted and lettered for the Lake George and Boulder Railroad. Length 30 cm / 11-13/16".



The ideal add-on to the 72426 starter set.



I - VI 

31052 LGB Baggage Car

This is a model of a four-axle American baggage car painted and lettered for the Lake George and Boulder Railroad. It has sliding doors that can be opened. Length 30 cm / 11-13/16".

The ideal add-on to the 72327 starter set.



I - VI 

45651 Lake George and Boulder Railroad Caboose

The caboose was typical for an American freight train – a car for the crew such as the conductor and the brakeman.

This model of such a caboose is painted and lettered for the Lake George and Boulder Railroad. Length 30 cm / 11-13/16".



Stainz



36214 Passenger Car for the Richter – Stainz
This car is decorated to go with the 20214 Wolfgang Richter – Stainz. It is extensively imprinted with a marvelous theme. The model has interior details and doors that can be opened. It also has metal spoked wheel sets. Length over the buffers 30 cm / 11-13/16".

One-time series in 2017.

The ideal add-on for the 20214 Wolfgang Richter – Stainz.



W. Richter



36214

36214

36214

20214



Christmas



36017 2017 Christmas Car with Sound

The Christmas car for 2017 is extensively imprinted with a marvelous theme. The car has a sound function that can be activated by a built-in motion switch. Four (4) different Christmas melodies are played one after the other or randomly. The 3 x AAA batteries required for the sound operation are not included with the car. Naturally, this model has doors that can be opened, and it is a seamless addition to the previous series of LGB Christmas cars. The car has metal wheel sets. Length over the buffers 30 cm / 11-13/16".



3 x AAA batteries are required for operation.
Not included with the car.



32351 Trailer for the Christmas Streetcar

This is a trailer to go with the streetcar from the 72351 starter set and comes in an appropriate Christmas design. The trailer has interior lighting and a maker light, as well as metal wheel sets. Length 35 cm / 13-3/4".

The ideal add-on to the 72351 starter set.



21670 Track Cleaning Loco

This is a reproduction of a track laying machine as used all over the world. Cleaning dirty rails is child's play with this LGB model. Two cleaning wheels rotate in the opposite direction of the direction of travel to achieve the most effective cleaning.
Length over the buffers 43.5 cm / 17-1/8".



Museum Car for 2017



40017 LGB Museum Car for 2017

This is a model of a two-axle boxcar as constructed as a privately owned car for the BINDULIN Works in Fürth near Nürnberg, Germany. The paint and lettering are prototypical for Era III. The side doors can be opened. The car has metal wheel sets.
Length over the buffers 30 cm / 11-13/16".

One-time series in 2017. Available only at the Märklin Museum in Göppingen.



LGB Club

The LGB Club – The Fascination of G Gauge

As a member of the LGB Club you're always somewhat closer to the fascination and passion of G Gauge. We offer you exclusive products and other things that are reserved only for our club members. In addition, you can share your excitement for garden railroading with others and benefit from many other advantages.



The LGB Depesche 4 Times a Year

On 64 pages you will experience everything from and about the world of LGB: very practical suggestions all about layout building, background stories about current LGB models and their prototypes, exclusive columns from garden railway experts, and many technical tips that make the hobby of garden railroading even more fascinating. The LGB Depesche – the indispensable source of information for all Gauge fans.

Exclusive Club model

Membership of the LGB Club entitles you to obtain an exclusive Club model, developed and produced only for you as Club members. We will send you a highquality, personalized certificate of authenticity to your address following delivery. Collect all these models, which change every year.

Exclusive Club present

As a Club member, an exclusive Club present will be sent to you once a year.

Annual Chronicle

Re-live the highlights of the LGB model railroading year on DVD whenever and as often as you like.



Catalog / New Items Brochures

Club members receive the annual main catalogue free of charge from their retailer. We also send you our new items brochures direct to your home.

LGB Club Card

Your personal club card, issued each year, opens up the world of model railway hobbyists in a very special way. Because as a member you are more than our premium customer, you also receive a bundle of advantages at the over 100 partners currently working with us. Among them are the Miniatur Wunderland in Hamburg, the Hans-Peter Porsche TraumWerk in Anger, or the VGB Verlagsgruppe Bahn. Moreover, your personal membership card can be used to place orders for all the exclusive products offered to club members.

Favorable shipping terms from the Online Shop

Club members enjoy favorable shipping terms within Germany from our Online Shop.

Club trips**

Experience your hobby in a very special way and connect your model railway with its real-life example. On our club trips, as we travel through fairytale landscapes to wonderful destinations, you can also talk shop with your like-minded fellow travelers. And to top it all, club members receive a discount on the cost of the trip.



If you would be interested in a membership in the LGB Club, please contact us at:

LGB Club

Postfach 9 60
73009 Göppingen, Germany
Telephone: +49 7161/608-213
Fax: +49 7161/608-308
E-mail: club@lgb.de
Internet: www.lgb.com
or register online at club.lgb.de
Please select registration code **KAT.17**.

The Club team is available by telephone to members Monday – Friday from 1:00 PM to 5:00 PM Central European Time.

We look forward to seeing you again in the LGB Club.

LGB Club Model for 2017



45923 RhB Double Stake Car

This is a model of an RhB type Sp-w double stake car. The paint and lettering are prototypical for Era VI. The car has new high end walls that serve to safeguard the load in the prototype. The car does not have a brakeman's platform but does have a hand brake wheel mounted on the side. The car is loaded with pipe.
Length over the buffers 66 cm / 26".

• End walls as new tooling.

Club model, one-time production only in 2017.

* These offers are not binding; the right to make alterations is reserved.
** Subject to availability



X Ja, ich will Mitglied im LGB Club zu den hier genannten Bedingungen werden
Yes, I wish to become a member of the LGB Club under the terms and conditions stated below

ANTWORT / REPLY
LGB Club
Postfach 9 60
73009 Göppingen
Deutschland / Germany



Widerrufsrecht

Sie haben das Recht, binnen vierzehn Tagen ohne Angabe von Gründen diesen Vertrag zu widerrufen. Die Widerrufsfrist beträgt vierzehn Tage ab dem Tag des Vertragsschlusses.

Um Ihr Widerrufsrecht auszuüben, müssen Sie uns, Gebr. Märklin & Cie GmbH, LGB Club, Stuttgarter Straße 55–57, 73033 Göppingen, Deutschland, Fax: +49 (0) 71 61/608-308, Tel: +49 (0) 71 61 / 608-213; Mail: club@lgb.de, mittels einer eindeutigen Erklärung (z. B. ein mit der Post versandter Brief, Telefax oder E-Mail) über Ihren Entschluss, diesen Vertrag zu widerrufen, informieren. Sie können dafür das beigefügte Muster-Widerrufsformular verwenden, das jedoch nicht vorgeschrieben ist. Zur Wahrung der Widerrufsfrist reicht es aus, dass Sie die Mitteilung über die Ausübung des Widerrufsrechts vor Ablauf der Widerrufsfrist absenden.

Folgen des Widerrufs

Wenn Sie diesen Vertrag widerrufen, haben wir Ihnen alle Zahlungen, die wir von Ihnen erhalten haben, einschließlich der Lieferkosten (mit Ausnahme der zusätzlichen Kosten, die sich daraus ergeben, dass Sie eine andere Art der Lieferung als die von uns angebotene, günstigste Standardlieferung gewählt haben), unverzüglich und spätestens binnen vierzehn Tagen ab dem Tag zurückzuzahlen, an dem die Mitteilung über Ihren Widerruf dieses Vertrags bei uns eingegangen ist. Für diese Rückzahlung verwenden wir dasselbe Zahlungsmittel, das Sie bei der ursprünglichen Transaktion eingesetzt haben, es sei denn, mit Ihnen wurde ausdrücklich etwas anderes vereinbart; in keinem Fall werden Ihnen wegen dieser Rückzahlung Entgelte berechnet.

Haben Sie verlangt, dass die Dienstleistungen während der Widerrufsfrist beginnen soll, so haben Sie uns einen angemessenen Betrag zu zahlen, der dem Anteil der bis zu dem Zeitpunkt, zu dem Sie uns von der Ausübung des Widerrufsrechts hinsichtlich dieses Vertrags unterrichten, bereits erbrachten Dienstleistungen im Vergleich zum Gesamtumfang der im Vertrag vorgesehenen Dienstleistungen entspricht.

Musterwiderrufsformular

(Wenn Sie den Vertrag widerrufen wollen, können Sie folgende oder eine ähnliche eindeutige Formulierung verwenden):

- Gebr. Märklin & Cie GmbH, LGB Club, Stuttgarter Straße 55–57, 73033 Göppingen, Deutschland, Fax: +49 (0) 71 61/608-308, Mail: club@lgb.de
- Hiermit widerrufe(n) ich/wir (*) den von mir/uns (*) abgeschlossenen Vertrag über den Kauf der folgenden Waren (*)/ die Erbringung der folgenden Dienstleistung (*)
- Bestellt am (*)/erhalten am (*)
- Name des/der Verbraucher(s)
- Anschrift des/der Verbraucher(s)
- Unterschrift des/der Verbraucher(s) (nur bei Mitteilung auf Papier)
- Datum

(*) Unzutreffendes streichen

Right of withdrawal

You have the right to withdraw from this contract within 14 days without giving any reason. The withdrawal period will expire after 14 days from the day of the conclusion of the contract. To exercise the right of withdrawal, you must inform us, Gebr. Märklin & Cie. GmbH, LGB Club, Stuttgarter Straße 55–57, 73033 Göppingen, Germany, Fax: +49 (0) 71 61/608-308, Tel: +49 (0) 71 61 / 608-213; Mail: club@lgb.de, of your decision to withdraw from this contract by an unequivocal statement (e.g. a letter sent by post, fax or e-mail). You may use the attached model withdrawal form, but it is not obligatory. To meet the withdrawal deadline, it is sufficient for you to send your communication concerning your exercise of the right of withdrawal before the withdrawal period has expired.

Effects of withdrawal

If you withdraw from this contract, we shall reimburse to you all payments received from you, including the costs of delivery (with the exception of the supplementary costs resulting from your choice of a type of delivery other than the least expensive type of standard delivery offered by us), without undue delay and in any event not later than 14 days from the day on which we are informed about your decision to withdraw from this contract. We will carry out such reimbursement using the same means of payment as you used for the initial transaction, unless you have expressly agreed otherwise; in any event, you will not incur any fees as a result of such reimbursement.

If you requested to begin the performance of services during the withdrawal period, you shall pay us an amount which is in proportion to what has been provided until you have communicated us your withdrawal from this contract, in comparison with the full coverage of the contract.

Model withdrawal form

(Please use the following or similar explicit wording, if you wish to withdraw from the contract):

- Gebr. Märklin & Cie. GmbH, LGB Club, Stuttgarter Straße 55–57, 73033 Göppingen, Germany, Fax: +49 (0) 71 61/608-308, E-Mail: club@lgb.de
- I/We (*) hereby give notice that I/We (*) withdraw from my/our (*) contract of sale of the following goods (*)/for the provision of the following service (*),
- Ordered on (*)/received on (*),
- Name of consumer(s),
- Address of consumer(s),
- Signature of consumer(s) (only if this form is notified on paper),
- Date

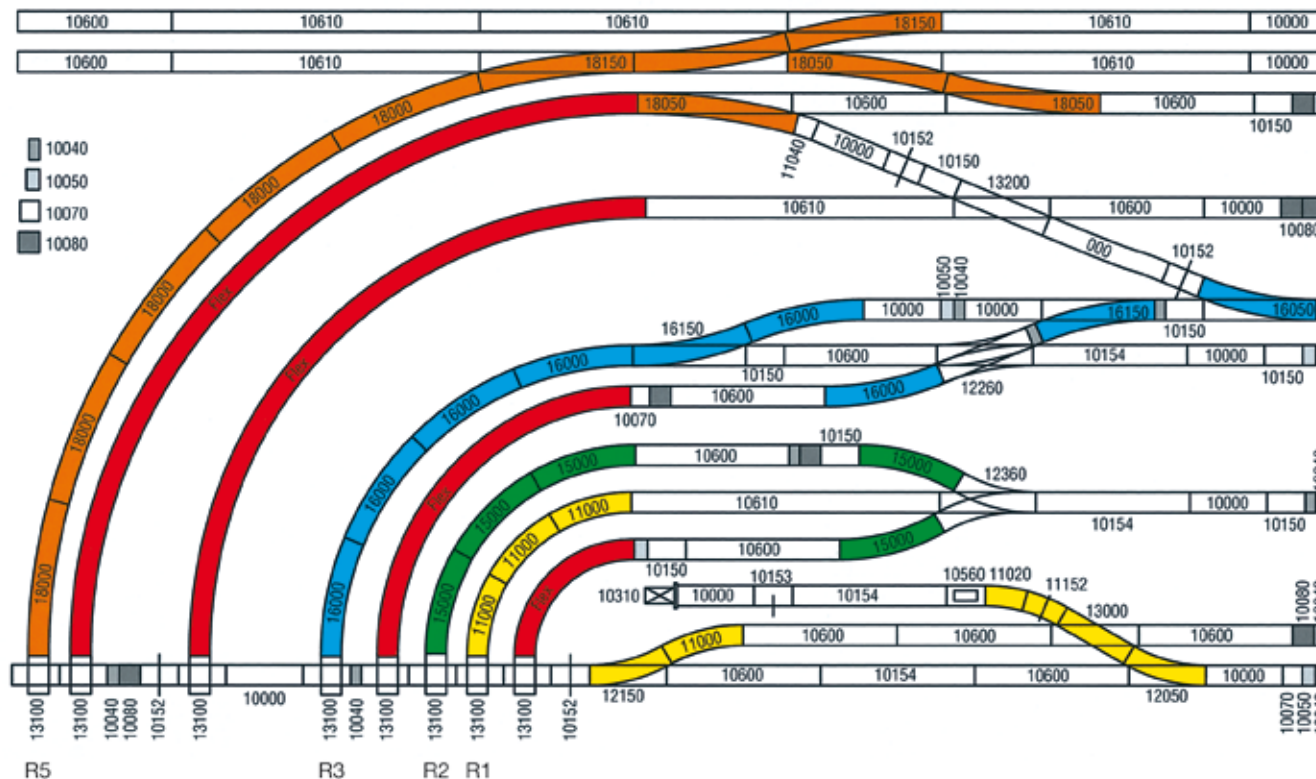
(*) Delete as appropriate.

The LGB Track System



At www.lgb.de/gleisplaene

you will find a lot of additional information about the LGB track system. There you will also find everything worth knowing about track plans, setup, possibilities, turnout mechanisms, and reverse loops.

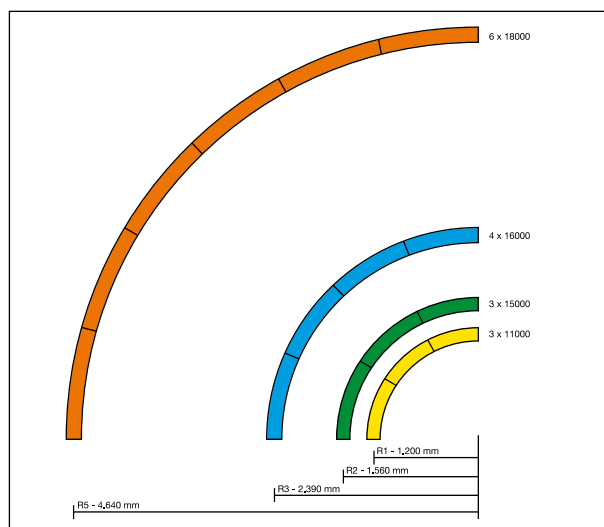


Going in Circles

Radius Name	Diameter: Center-to-Center	Diameter: Outer Edge-to-Outer Edge
R1	1,200 mm / 47-1/4"	1,286 mm / 50-5/8"
R2	1,560 mm / 61-7/16"	1,646 mm / 64-13/16"
R3	2,390 mm / 94"	2,476 mm / 97-1/2"
R5	4,640 mm / 182-11/16"	4,726 mm / 186-1/16"

The LGB program includes curved sections with four different radii, called R1, R2, R3 and R5. The small-radius R1 sections are good for fitting a lot of track into a very small area. So they're good for building station and freight yards.

However, longer trains will look better and run better on wider radius curves. That's why the medium-radius R2 and large-radius R3 sections are a favorite with experienced LGB layout builders. Use extra large-radius R5 sections to create graceful, high-speed curves. They are a perfect choice for operating long equipment, like American passenger cars or Rhätische Bahn "Glacier Express" cars. If you want even even more variety, you can use LGB "flex track" to create almost any radius or shape of curve you can imagine.



Track Sets



19901 Siding Track Set

You can enlarge your LGB starter set circle into an oval with a siding for switching operations and train storage.

The sturdy storage box includes:
 1 each 12000 manual right turnout
 6 each 10000 straight track sections
 1 each 11000 curved track section
 1 each track bumper



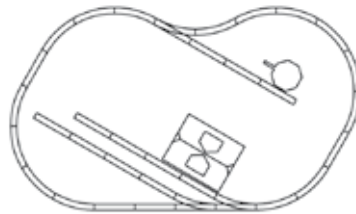
19902 Station Track Set

You can enlarge your LGB starter set circle into an oval with a passing track. Two trains can pass. Or, you can park one train, switch cars and the locomotive from one end of the train to the other.

The sturdy storage box includes:
 1 each 12000 manual right turnout
 1 each 12100 manual left turnout
 9 each 10000 straight track sections
 2 each 11000 curved track sections

Visualize Your Layout...

This kidney-shaped layout (Layout 6) offers a curving route and opportunities for "operations", like shunting cars (at the station) and parking locomotives (at the water tower).



Layout 6
2,7 x 1,6 m

15	10000
15	11000
2	12000
1	12100



Easy Two-Train Operation

To power this layout (**Layout 11**), LGB offers two options. The traditional option is to create electrically isolated track "blocks." Install 10260 Insulated Rail Joiners between the inner and outer switches. That would electrically isolate the inner block from the outer block. Add power supplies – one for each oval – and you're ready to go. The modern option is to use the LGB Multi-Train System. This easy-to-use digital system lets you and your friends run multiple trains on the same track at the same time!

Layout 11
2,9 x 1,7 m

12	10000
12	11000
2	12000
2	12100
12	15000

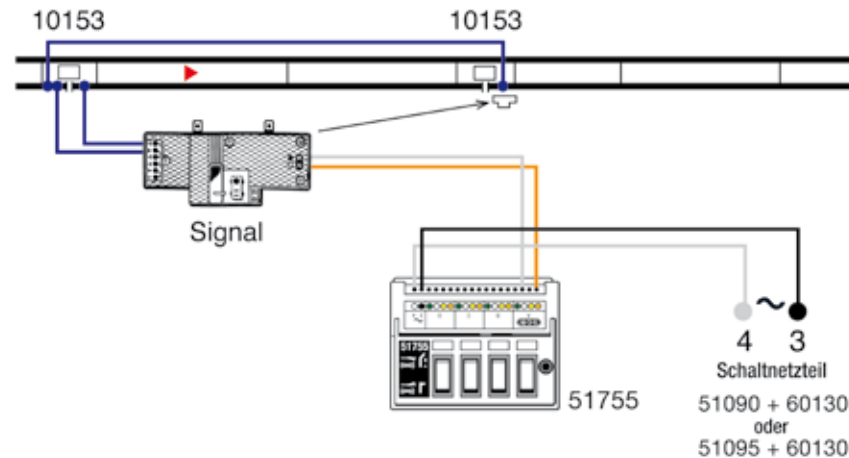
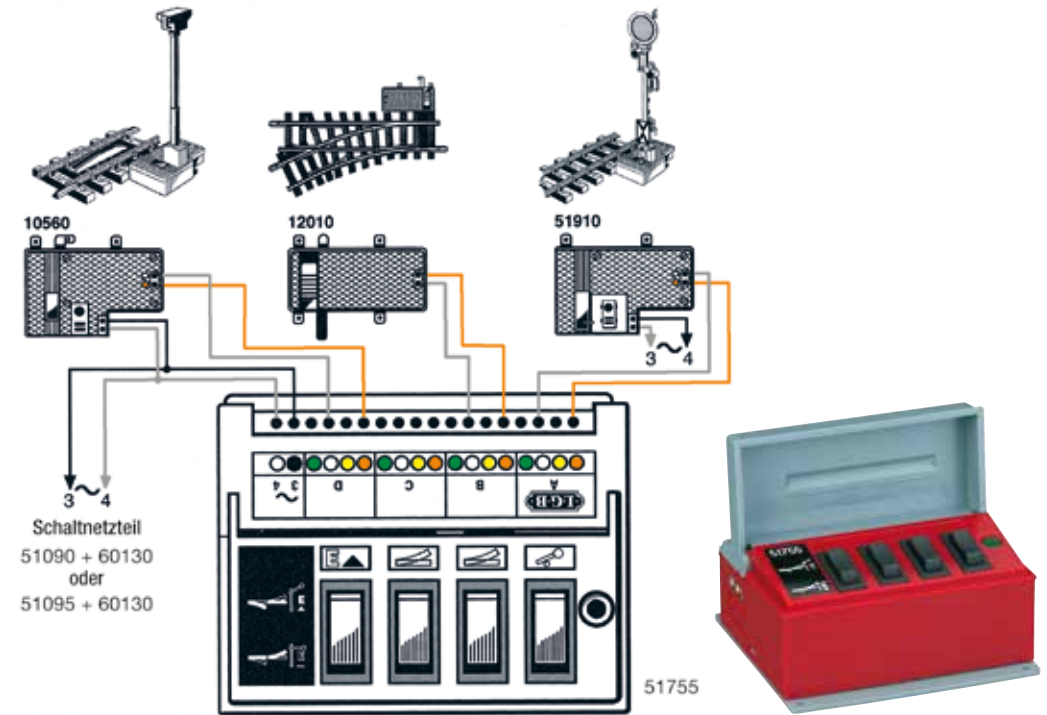
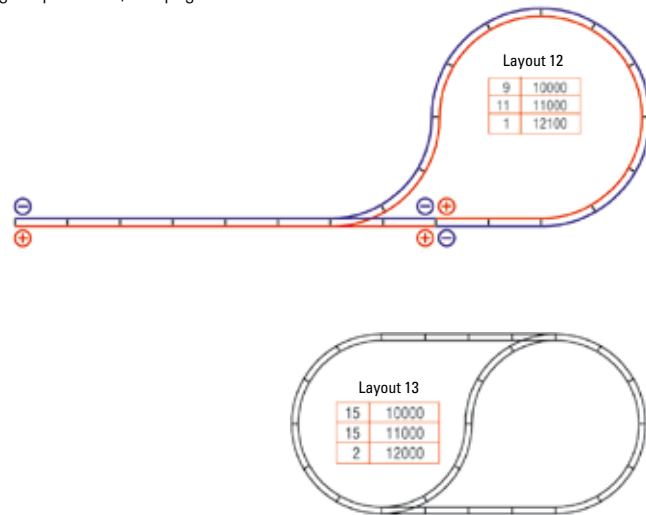


Track Plans



The Accidental Loop:

A reversing loop is a helpful way to reverse the direction of your train. Unfortunately, reversing loops cause electrical short circuits (**Layout 12**). Plus, it's easy to create a reversing loop by accident (**Layout 13**). MTS Reversing Loop Module, see page 157.



Under Control

Switch Control:

Each LGB electric switch includes a 12010 "LGB" Switch Drive. The drive pushes the "points" of the switch from side to side to change the direction of the switch.

Hint: An LGB manual switch can be converted into an electric switch with a 12010 LGB Switch Drive. Up to four 12010 Switch Drives can be controlled with one 51750 Control Box (Fig. 1). The electrical connections are easy. Just follow the color coding on the 51750.

Signal Control:

LGB electric signals also include an "LGB" drive. Up to four signals can be controlled with one 51750 Control Box. (In fact, you can use the same 51750 to control both switches and signals.) The drive moves the signal flags or lenses to indicate whether the train should stop or go. With the addition of LGB 10153 Insulated Tracks and an LGB 12070 LGB Supplementary Switch, you can create signal-controlled stop blocks.

Tracks



All LGB track sections are made with solid brass rails for reliable operation indoors and outdoors.

10610 Straight Track, 1,200 mm / 47-1/4"
The 1,200 mm / 47-1/4" long straight section equals four LGB 10000 sections of track.

10600 Straight Track, 600 mm / 23-5/8"
The 600 mm / 23-5/8" long straight section equals two LGB 10000 sections of track.

10000 Straight Track, 300 mm / 11-13/16"
The basic 300 mm / 11-13/16" straight section is the foundation of the LGB track program.



10150 Straight Track, 150 mm / 5-7/8"
150 mm / 5-7/8" long straight section of track.
This section equals 1/2 of the LGB 10000 track.



10080 Straight Track, 82 mm / 3-1/4"
82 mm / 3-1/4" long straight section of track.



10070 Straight Track, 75 mm / 2-15/16"
75 mm / 2-15/16" long straight section of track.
This equals 1/4 of the LGB 10000 track.



10050 Straight Track, 52 mm / 2-1/16"
52 mm / 2-1/16" long straight section of track for a variety of uses.



10040 Straight Track, 41 mm / 1-5/8"
41 mm / 1-5/8" long straight section of track for filling small gaps in the track.



11000 Curved Track, R1, 30°
The curved track in radius R1 is one of the basic pieces in the LGB track assortment. 12 sections of R1, 30° track make a circle (360°).



11020 Curved Track, R1, 15°
The radius R1, 15° curved track equals half of the R1, 30° curved track (LGB 11000).



11040 Curved Track, R1, 7.5°
The radius R1, 7.5° curved track equals 1/4 of the R1, 30° curved track (LGB 11000) or half of the R1, 15° curved track (LGB 11020).



15000 Curved Track, R2, 30°
Radius R2 curves allow realistic operation with long trains. 12 sections of track in radius R2 with an angle of 30° results in a circle (360°).



16000 Curved Track, R3, 22.5°
The wide radius R3 curves are ideal for using long locomotives and cars and for designing spacious LGB layouts. 16 sections of track in radius R3 with an angle of 22.5° result in a circle (360°).



18000 Curved Track, R5, 15°
These extra wide radius R5 curves make long passenger and freight cars look more prototypical on curved track. 24 sections of curved track in radius R5 with an angle of 15° form a circle (360°).



18020 Curved Track, R5, 7.5°
The curved track in radius R5, 7.5°, is half as long as the curved section of track in radius R5, 15° (LGB 18000).



10090 Adjustable Straight Track,
88 – 120 mm / 3-1/2" – 4-3/4"
This straight section of track can be adjusted quickly and easily to any length between 88 and 120 mm / 3-1/2" and 4-3/4". No tools are required to do this.





10151 Reverse Loop Track Set, 2 each 150 mm / 5-7/8"

This set allows you to set up a trouble-free reverse loop circuit for analog operation without additional wiring. The set contains an LGB 10152 separation section of track and a special section of track with built-in electronics. Important: This set is not for use on digital Multi-Train System (MTS) layouts.



10152 Straight Separation Track, 150 mm / 5-7/8"

Both rails are separated or gapped on this section of track that can be used for many purposes. A hidden terminal clip facilitates electrical connections. The length of this section of track is 150 mm / 5-7/8".



10153 Straight Interrupter Track, 150 mm / 5-7/8"

One rail is interrupted or gapped on this section of track. The interrupter track can be used for the circuit for an insulated block in front of signals. A hidden terminal clip facilitates electrical connections. The length of this section of track is 150 mm / 5-7/8".



10560 Electric Uncoupler Track, 150 mm / 5-7/8"

The electric uncoupler track allows you to uncouple cars with LGB loop-and-hook couplers and knuckle couplers by remote control. The lighted "E" signal shows the location of the uncoupler. The length of the track is 150 mm / 5-7/8". The uncoupler track can be controlled with the LGB control box (LGB 51755) or its equivalent.



11152 Curved Separation Track, R1, 15°

Both rails are separated or gapped on this section of track that can be used for many purposes. A hidden terminal clip facilitates electrical connections. Radius R1, 15° curved track.



12000 Right Manual Turnout, R1, 30°

LGB turnouts are designed to be sturdy for years of outdoor use. Straight side: 300 mm / 11-13/16". Branch: right, R1, 30°. The turnout mechanism can be installed on the right or the left side of the turnout. This turnout can be converted to electric operation with the LGB electric turnout mechanism (LGB 12010).



12100 Left Manual Turnout, R1, 30°

Straight side: 300 mm / 11-13/16". Branch: left, R1, 30°. The turnout mechanism can be installed on the right or the left side of the turnout. This turnout can be converted to electric operation with the LGB electric turnout mechanism (LGB 12010).



12050 Right Electric Turnout, R1, 30°

Straight side: 300 mm / 11-13/16". Branch: right, R1, 30°. The turnout mechanism (LGB 12010) can be installed on the right or the left side of the turnout. The LGB control box (LGB 51755) or its equivalent is ideal for controlling this turnout.



12150 Left Electric Turnout, R1, 30°

Straight side: 300 mm / 11-13/16". Branch: right, R1, 30°. The turnout mechanism (LGB 12010) can be installed on the right or the left side of the turnout. The LGB control box (LGB 51755) or its equivalent is ideal for controlling this turnout.



12360 Electric Three-Way Turnout, R1, 30°

A three-way turnout is a space-saving arrangement of two turnouts! Straight track: 375 mm / 14-3/4". Branches: R1, 30°. Two electric turnout mechanisms (2 each LGB 12010) are included. The LGB control box (LGB 51755) or its equivalent is ideal for controlling this three-way turnout.



16040 Right Manual Turnout R3, 22.5°

The straight side of the turnout is 440 mm / 17-5/16". The branch track to the right is R3, 22.5°. The manual turnout mechanism can be mounted to the right or left of the turnout. The 12010 electric turnout mechanism can be installed on this turnout.



16050 Right Electric Turnout, R3, 22.5°

Straight track: 440 mm / 17-5/16". Branch: right, R3, 22.5°. The turnout mechanism (LGB 12010) can be installed on the right or the left side of the turnout. The LGB control box (LGB 51755) or its equivalent is ideal for controlling this turnout.



16140 Left Manual Turnout R3, 22.5°


The straight side of the turnout is 440 mm / 17-5/16". The branch track to the left is R3, 22.5°. The manual turnout mechanism can be mounted to the right or left of the turnout. The 12010 electric turnout mechanism can be installed on this turnout.

Tracks



16150 Left Electric Turnout, R3, 22.5°

Straight track: 440 mm / 17-5/16". Branch: left, R3, 22.5°. The turnout mechanism (LGB 12010) can be installed on the right or the left side of the turnout. The LGB control box (LGB 51755) or its equivalent is ideal for controlling this turnout.




13200 Crossing, R3, 22.5°

Straight tracks: 375 mm / 14-3/4". Crossing angle: 22.5°. In certain circumstances adjoining track sections may have to be modified.



12140 Lighted RhB Turnout Lantern

This is a model of a Rhaetian Railroad turnout lantern. This lantern can be mounted on all LGB electric turnouts and on the LGB turnout mechanism (L12010). It is operated with 18 volts.



18050 Right Manual Turnout, R5, 15°

Straight track: 600 mm / 23-5/8". Branch track: right, R5, 15°. The manual turnout mechanism can be installed on the right or the left side of the turnout. This turnout can be converted to electric operation with the LGB electric turnout mechanism (LGB 12010). A 150 mm / 5-7/8" track section (LGB 10150) is included.




13000 Crossing, R1, 30°

Straight tracks: 300 mm / 11-13/16", 341 mm / 13-7/16". Crossing angle: 30°.



12060 Manual Turnout Mechanism, 2 Pieces

The LGB manual turnout mechanism can be used on both indoor and outdoor LGB layouts. A package contains two manual turnout mechanisms that can be used to set left and right turnouts manually.



18150 Left Manual Turnout, R5, 15°

Straight track: 600 mm / 23-5/8". Branch track: left, R5, 15°. The manual turnout mechanism can be installed on the right or the left side of the turnout. This turnout can be converted to electric operation with the LGB electric turnout mechanism (LGB 12010). A 150 mm / 5-7/8" track section (LGB 10150) is included.



13100 Crossing, 90°

Straights: 150 mm / 150 mm / 5-7/8", 185 mm / 7-1/4". Crossing angle: 90°.



12070 LGB Turnout/Signal Auxiliary Switch

This double-pole, double-throw switch can be installed on the LGB turnout mechanism (LGB 12010). It can be used for all kinds of automatic controls for trains, signals, and lighting circuits. Dimensions of the LGB Type 2 auxiliary switch 42 x 14 x 19 mm / 1-5/8" x 9/16" x 3/4".



12010 Turnout Mechanism

This electric turnout mechanism is easy to install on all LGB turnouts. You can even control your trains automatically by combining this mechanism with the LGB auxiliary switch (LGB 12070) and other LGB components. The LGB control box (LGB 51755) or its equivalent is ideal for controlling electric turnouts. 88 x 42 x 19 mm / 3-1/2" x 1-5/8" x 3/4".



12260 Electric Double Slip Switch, 22.5°

A double slip switch is two turnouts and a crossing combined into one! Straight sides: 375 mm / 14-3/4". Branches: R2. Crossing angle: 22.5°. Two electric turnout mechanisms (2 each LGB 12010) are included. The LGB control box (LGB 51755) or its equivalent is ideal for controlling this double slip switch.



12040 Lighted Turnout Lantern

This working turnout lantern indicates in which direction your turnout is set. It can be installed on all LGB electric turnouts and on the LGB turnout mechanism (LGB 12010). The turnout lantern operates on 18 volts.



10003 Tie Strip, 300 mm / 11-13/16"

The 300 mm / 11-13/16" long tie strip makes it easy to make your own flex track. You need five tie strips (5 each LGB 10003), two rails (2 each LGB 10005), and two metal rail joiners (2 each LGB 10001) to make one 1.5 meter / 59-1/16" flex track section.



10005 Length of Rail, 1.5 meter / 59-1/16"

You can create flex track by using these lengths of rail with the tie strip (LGB 10003) and the metal rail joiner (LGB 10001).



10001 Metal Rail Joiners, 10 Pieces

These metal rail joiners are to be used as replacements for originals. They can also be used flex track (LGB 10003/10005). Package of 10 pieces.



10260 Insulated Rail Joiners, 4 pieces

Insulated rail joiners allow you to set up isolated block sections of track. To do this the metal rail joiners must be replaced by these sturdy plastic rail joiners. A package has 4 pieces.



10310 Lighted Track Bumper

This track bumper with a lighted lantern can be mounted on straight sections of track.



10316 RhB Track Bumper

This is a model of a modern Rhaetian Railroad track bumper in the current red paint scheme for Era VI.



10320 Old-Timer Track Bumper

This is a model of a track bumper with rails bent up as was done in the early days of railroading to safeguard the ends of sidings. Such track bumpers can still be found at stations.



50520 End-of-Track Lantern for a Track Bumper

This distinctive lantern mounts easily on the track bumper included with the LGB 19901 Siding Track Set. 18 volt bulb.



10007 Track Crossing

This track crossing serves as a grade crossing at roads and paths. Here trucks, cars, and people can cross the tracks. This item can also be used for track crossings in station and yard areas. The length of the track is 300 mm / 11-13/16".



10210 Rack Rails, 300 mm / 11-13/16", 12 Pieces

You need rack rails when you are using LGB rack locomotives on steep grades. Rack rails can be mounted between the regular rails of most LGB track sections by using the LGB 10220 rack rail holders. Each rack rail is 300 mm / 11-13/16" long. A package has 12 pieces.



10220 Rack Rail Holders, 24 Pieces

The rack rail holders are used to mount the rack rails (LGB 10210). The holders snap into place between the ties of most LGB track sections. These holders are easy to install without the need to remove the track. A package has 24 pieces.



10520 Manual Uncoupler

This is a manual uncoupler for cars with standard LGB hook-and-loop couplers. The manual uncoupler can be installed in straight sections of track. When symmetrical couplers are installed, use two manual uncouplers (2 each LGB 10520) or one manual uncoupler and an electric uncoupler track (1 each LGB 10520 and 1 each LGB 10560).



10250 Wheel Blocks, 12 Pieces

Wheel blocks are used to keep cars in place on grades and on sidings and keep them from rolling away. A package has 12 pieces



11500 Track Clips, 28 Pieces

The track clips keep track sections from coming loose, even during heavy use. They are especially useful for flex track, LGB roadbed, and on temporary layouts. A package has 28 pieces.



10710 Wire Holders, 5 Pieces

These wire holders help keep your wiring manageable. The holder attaches to the side of a section of LGB track. The wires can then be laid easily in the opening.



17050 Sound Activating Magnet

This sound activating magnet turns sound effects on in many sound locomotives. It can be clipped easily into most LGB track.



17100 Track Contact

This small, electrical contact can be used to control LGB turnouts, signals, and other accessories automatically. It is activated by a locomotive equipped with an LGB 17010 magnet. It clips easily into LGB track.



17010 Activating Magnet

This magnet activates the 17100 LGB track contact. It mounts easily under LGB locomotives.

Accessories



50340 Station Platforms, 12 Pieces

With these platforms your LGB track will be embedded at a level so that passengers can board and freight can be loaded onto trains. The set includes four narrow and eight wide station platform sections, each 300 mm / 11-13/16" long. The narrow sections fit between the rails of straight sections of LGB track. The wide sections are attached outside the rails. Instructions for installing LGB accessories (catenary and the LGB 50330 Transit Stop Set) are included.



50611 Bridge Mount, 2 Pieces

These adapters allow you to use the LGB bridge piers with the arched bridge (LGB 50610). Use two piers, side-by-side, to support the adapter. Width 200 mm / 7-7/8". Height 15 mm / 5/8" (without pins).



10020 Rerailer

The rerailer makes it very easy to place your LGB models on the track: Just place it on a section of LGB straight track and push the model onto the track.



50650 Crossing Gates

You can easily install these gates in straight sections of LGB track. The weight of the approaching train lowers the gates automatically, and they stay down until the last car in the train has passed.



50612 Single-Layer Pier, 36 Pieces

Elevate your LGB railway! These are for use with LGB 50611 or LGB 50614. Width 100 mm / 3-15/16". Height 15 mm / 5/8" (without pins).



50040 LGB Track Cleaning Block

Here is an economical method to clean your rails easily and gently. The cleaning pad removes dirt from the rails without harmful abrasives. The 6 mm / 1/4" thick cleaning pad will give many hours use. Not suitable for nickel-plated track.



50600 Truss Bridge, 450 mm / 17-3/4"

Every railroad has bridges. On a model railroad they represent attractive focal points. This authentic model of a Warren truss bridge includes imitation rivets and a pedestrian walkway. Use it with LGB straight track sections.



50613 Triple-Layer Pier, 12 Pieces

Elevate your LGB railway even higher! This pillar is for use with LGB 50611 or LGB 50614. Width 100 mm / 3-15/16". Height 45 mm / 1-3/4" (without pins).



50610 Arched Bridge, 1,200 mm / 47-1/4"

Does your railroad need to cross a large gap? Or do you want to install an eye-catching visual element on your layout? Then you need this impressive model. It is 1,200 mm / 47-1/4" and 300 mm / 11-13/16" high. The internal vertical clearance is 224 mm / 8-13/16". The kit consists of seven components and can be assembled in just minutes. All you need is a screwdriver. The kit also includes two support piers for easy installation on any layout. It is designed for use with LGB bridge piers (LGB 50611-50614). The LGB 56402 standard catenary can be used with this bridge.



50614 Track Mount, 36 Pieces

These adapters let you mount LGB track on the bridge piers. Width 100 mm / 3-15/16".



66626 Special Grease

For spur and worm gear mechanisms. Contents: 13 grams / 1/2 oz.



50050 LGB Track Cleaning Attachment

Use your trains to clean the track! Two spring-loaded cleaning pads remove dirt with spring pressure and thus clean the rails as the train goes around your layout. This track cleaning attachment can be mounted on many two-axle LGB cars. Replacement pads (LGB 67005) are available as spare parts. Not suitable for nickel-plated track.



50300 Manual Semaphore Signal

This realistic, hand-operated signal is perfect for temporary layouts. It can be attached easily to any section of LGB track. Height 300 mm / 11-13/16".



51910 Distant Signal Vr0/Vr1

A distant signal informs the locomotive engineer about the status of the next home signal. This electric LGB signal features a moveable signal disk and signal lights that change color according to the position of the signal. They indicate "Expect to proceed" (Vr1) and "Expect to stop" (Vr0). This signal has an LGB signal mechanism for easy setup. This signal is designed to be used with LGB 51755, etc. Height 230 mm / 9-1/16".



50500 Street Light

Light up your layout with this street lantern. 18 volt bulb (LGB 68501). Base spike for outdoor use. Height 210 mm / 8-1/4".



50550 Single-Arm Station Light

This antique-style, single-arm station light has a removable plug-in base and a base spike for outdoor use. 18 volt bulb (LGB 68501). Height 335 mm / 13-3/16".



51920 Home Signal, Hp0/Hp1

This classic signal is found along the tracks of many European rail lines. This electrically operated LGB signal features a moveable semaphore arm and lights that change color in order to indicate "Go" (Hp1) and "Stop" (Hp0). The signal mast is finely detailed with moving levers and counterweights. The signal comes with an LGB signal mechanism. The signal is easy to install and wire. It is designed for use LGB 51755, etc. Height 350 mm / 13-3/4".



51950 RhB Color Light Signal

The Rhaetian Railroad uses color light signals that require less space along the narrow mountain lines. This electrically operated LGB signal is equipped with red and green lights that change and that are mounted on a prototypical signal mast. The signal comes with an LGB signal mechanism. The signal is easy to install and wire. It is designed for use LGB 51755, etc. Height 240 mm / 9-7/16".



50560 Double-Arm Station Light

Same as LGB 50550, but with two arms. This station light has a removable plug-in base and a base spike for outdoor use. 18 volt bulb (LGB 68501). Height 335 mm / 13-3/16".



51940 Home Signal, Hp0/Hp2

This dual semaphore signal is indispensable in stations to guide trains. This fully working model features two moveable semaphore arms and lights that change color in order to indicate "Slow" (Hp2) and "Stop" (Hp0). The signal mast is finely detailed with moving levers and counterweights. The signal comes with an LGB signal mechanism. The signal is easy to install and wire. It is designed for use LGB 51755, etc. Height 350 mm / 13-3/4".



51960 American Semaphore Signal

Simple semaphore signals could be found in the past on railroads across North America. This authentic, electrically operated model features both a moving semaphore arm and lights that change to indicate "Go" or "Stop". The signal comes with an LGB signal mechanism. The signal is easy to install and wire. It is designed for use LGB 51755, etc. Height 220 mm / 8-5/8".



56405 Standard Catenary Mast

The LGB "standard" catenary system is modeled after the simple overhead wire systems found on streetcar lines and branch lines. It is ideal for flat layouts and is very easy to install. This mast has a single arm to hold catenary wire (LGB 56201) above a single track line. You can use either the catenary mast base (LGB 56302) or the tilting catenary mast base (LGB 56303) to install this mast. Height 305 mm / 12".



56402 Standard Catenary Mast Arm

With this additional arm, you can use the standard catenary mast (LGB 56405) on a double track line.

Accessories



56301 Model Catenary Mast

This LGB model is a replica of a modern catenary mast used on Swiss railroads. This system uses two wires: a catenary wire hanging from a support wire. This authentically detailed mast features a solid aluminum post and two arms: one to hold the catenary wire and one to hold the support wire. The catenary wire is suspended 225 mm / 8-7/8" above the rails. This mast can be installed with the catenary mast base (LGB 56302) or the tilting catenary mast base (LGB 56303).



56201 Catenary Wire, 12 Pieces

These sturdy brass wires are used in both the "standard" and "model" catenary systems. The wires are fluted to fit catenary clips and hangers. Length 680 mm / 26-3/4". The wires can be cut for a shorter length as required.



51079 Electronic Locomotive Controller, 5 Amps

This new electronic locomotive controller for analog operation offers the latest technology for high operating current and modern features for your analog operated LGB layout: maximum of 5 amps operating current, suitable for use with any LGB transformer (DC or AC). This controller is recommended for use with the 51095 100-watt switched mode power pack. Very fine control and smoothed DC voltage. Naturally, this controller can be converted for radio remote control (with LGB 55050/55055). Adjustable control range: +/- 135° with a zero position in the center / booster button with programmable acceleration, Stop/Halt button. LED indicators for Stop, overload, ready for operation, and direction of travel. Connections for wire up to 1.5 square millimeters in cross section / approximately 15/16 gauge, protected against short circuits.

Output: 0-24 volts DC.

Operating current: maximum 5 amps.

Dimensions 160 x 120 x 95 mm / 6-5/16" x 4-3/4" x 3-3/4".

This item replaces item number 51070.

For use with 51095.



56306 Catenary Cross Span

This catenary cross span is very useful anywhere several tracks are next to each other and have catenary wire above them. A maximum of 5 tracks can be spanned with this catenary cross span. Length: 1,000 mm / 39-3/8". The cross span can be shortened, if required.



56203 Insulated Catenary Clips, 4 Pieces

Use these plastic clips to make an insulated connection between two LGB 56201 Catenary Wires.



56302 Catenary Mast Base

This base allows you to attach the catenary mast (LGB 56301) and the standard catenary mast (LGB 56405) securely to your LGB track. The base includes an adjustable clip (5.5-30 mm / 7/32"-1-3/16") to attach the mast to the track. The catenary mast slides into the base.



56204 Catenary Clips, 12 Pieces

Use these brass clips to make an electrical connection between two LGB 56201 Catenary Wires.



51099 Locomotive Controller

This unit is a locomotive controller for use with the 51090 switched mode power pack.

For use with 51090.



56303 Tilting Catenary Mast Base

This base is similar to the catenary mast base (LGB 56302), but it can be tilted for installation on grades of up to 25%. It is recommended for steep lines and rack railways.



56403 Feeder Wire for Catenary

Use this wire to transmit power to your catenary system.



52120 Electronic Locomotive Controller, 5 Amps

The classic LGB "Lineman's Hut" now offers advanced features, including: Maximum 5 amps locomotive power / Built-in rectifier, designed for use with any LGB power supply (AC or DC) / SIC (Special Integrated Circuit) technology offers a fine touch for control and a smoothed direct voltage waveform / Indoor and outdoor use / Connections for wires up to 1.5 square millimeters / approximately 15 gauge / Minimal heat generation / Short circuit protection / Output: 0-24 volts DC / Track current power: 5 amps maximum / 115 x 175 x 165 mm / 4-1/2" x 6-7/8" x 6-1/2".



52121 Electronic Panel Mount Locomotive Controller, 5 Amps

This controller is designed for special uses, such as installation in track diagram control boards. It has increased track current power while generating less heat than its predecessor. Features include: Maximum 5 amps locomotive power / Built-in rectifier, designed for use with any LGB power supply (AC or DC) / SIC (Special Integrated Circuit) technology offers a fine touch for control and a smoothed direct voltage waveform / Indoor and outdoor use / Connections for wires up to 1.5 square millimeters / approximately 15 gauge / Minimal heat generation / Short circuit protection / Output: 0-24 volts DC / Track current power: 5 amps maximum / 100 x 80 x 90 mm / 3-15/16" x 3-1/8" x 7/8".



51805 Control Box

This multifaceted control box can be used to turn up to four electrical circuits on and off. Examples would be electrically separated track blocks or street lights. Each toggle switch is used to turn a current circuit on or off. Depending on your requirements, you can connect this control box by means of its side plugs to direct or alternating current. An LED indicates when the control box is being supplied with current. Color-coded connections on the rear of the control box facilitate connections. Adhesive labels are included to identify what is connected to a switch on the control box. 126 x 116 x 66 mm / 5" x 4-9/16" x 2-5/8". This control box replaces item number 51800.



51235 Blue/Red 2-Conductor Wire, 20 Meters / 65 feet 7 inches

This wire is specially designed and color-coded for power connections on your LGB layout. Size 0.5 square millimeters / approximately 20 gauge). Length 20 meters / 65 feet 7 inches.



50131 Wire Terminals, 50 Pieces

Prevent wire ends from fraying. You can attach these terminals with a crimping tool to all LGB 0.5 square millimeter size wire.



51090 Watt Switched Mode Power Pack

Weatherproof (IP 67) switched mode power pack for supplying current to the 51099 locomotive controller. To be used with 51099.

To be used with 51099.



10345 Shuttle Train Automatic Circuit Box

The shuttle train automatic circuit box allows you have a train shuttle between two stations. An electronic circuit stops the train at the station and then has it reverse direction and go back. This box is easy to install and has adjustable stop duration and prototypically smooth start up and braking. It can be connected to 10-24 volts DC. 10345 is the technically ideal, improved successor to 10340.



60130 Converter

This unit is a current inverter for the 66361 and 60061 switched mode power packs to change the voltage from DC to AC or for connections with accessories using DC voltage. The AC voltage can be used for solenoid accessories that must be operated with alternating current, for crossing gates, and for supplying power to control units that only work with AC voltage (such as 6021, 6015, 6017). The DC voltage can be used to supply power to the layout lighting or for accessories or control units that use direct current. The front side of this converter has a hollow socket (for 66361) and a 4-conductor Mini-DIN high current plug (for 60061), and the rear side has one each DC and AC sockets. Dimensions 96 x 85 x 40 mm / 3-3/4" x 3-3/8" x 1-9/16".



51095 100 Watt Switched Mode Power Pack


Weatherproof (IP 67) switched mode power pack for supplying current to the 51079 electronic locomotive controller. This unit can also be used to supply current to other components - such as the CS 2 or the CS 3.

For use with 51070 in conjunction with 51098.



50130 Orange/White 2-Conductor Wire, 20 Meters / 65 feet 7 inches

This cable is specially designed and color-coded for LGB turnouts and signals. Size 0.5 square millimeters / approximately 20 gauge). Length 20 meters / 65 feet 7 inches.



50140 Black/White 2-Conductor Wire, 20 Meters / 65 feet 7 inches

This cable is specially designed and color-coded for LGB accessories such as control boxes and lights. Size 0.5 square millimeters / approximately 20 gauge). Length 20 meters / 65 feet 7 inches.



51233 Connection Wires

This two-conductor black/white wire is designed and color-coded for AC power connections on your LGB layout. Size 1.5 square millimeters / approximately 15 gauge. Length 15 meters / 49 feet 2 inches.



60200 Connector Adapter for Switched Mode Power Packs

This connector adapter is for connections from users such as lights to a switched mode power pack with a 4-pin mini DIN high current plug. Particularly suitable for connections to the 51070.



84499 Anschlussadapter

This is a connection adapter for connections to a switched mode power pack from users such as signals. It comes equipped with suitable plug sockets and 2 plugs (71411, 71412), total length approximately 145 mm / 5-11/16".



51755 Control Box

This control box can be used to operate up to four LGB turnouts, signals, uncoupler tracks, or other accessories. Each momentary rocker switch operates an accessory item. This control box is connected to a source of alternating current (18 volts) by means of the connections on the rear of the control box. The 60130 Converter is required when using a switched mode power pack (51090 or 51985). An LED indicates whether the control box is being supplied with current. Color-coded connections on the rear of the control box facilitate connections. Adhesive labels are included to identify what is connected to a switch on the control box. 126 x 116 x 66 mm / 5" x 4-9/16" x 2-5/8". This control box replaces item number 51750.

Accessories



50160 Track Power Wires

Track power connections are easy with these color-coded wires. Just attach the screw-on terminals to the track, and attach the ends of the wires to your power pack or locomotive controller. Size 0.5 square millimeters / approximately 20 gauge). Length 1.5 meters / 59". (Not for use with JUMBO.)



50161 Track Feeder Wire Terminals, 2 Pieces

Make your own track feeder wires with wires of the length you want. Each terminal has a set screw for attaching to the rail and a socket for connecting the wire. This feeder wire terminal is required for connections to the Märklin 60215 CS2 digital central controller.



50720 Distribution Box

Use this practical wiring aid to connect up to 12 lines each. For example, you can use it to connect street lights or several feeder connections to the track. Terminals 1-12 are connected to each other. Terminals 13-24 are connected to each other. Set screw terminals make connections easy. 84 x 42 x 19 mm / 3-5/16" x 1-5/8" x 3/4".



50730 Terminal Strip Box

Use this practical wiring aid to lengthen up to 12 lines. The 12 set screw terminals are each connected with the terminal directly opposite them. 84 x 42 x 19 mm / 3-5/16" x 1-5/8" x 3/4".



65000 European Steam Sound Module

Now you can add digital sound to your LGB locomotive! This module combines electronics, volume control, and a speaker all in one, compact box (60 x 68 x 23 mm / 2-3/8" x 2-11/16" x 7/8"). It's small enough to fit easily into most LGB freight and passenger cars or in the cab of many LGB locos. Just connect two wires to track power or to a locomotive general-purpose socket, and you're ready to enjoy digital LGB sound. This unit offers an authentic steam chuff sound. With the LGB Multi-Train System, you can activate by remote control additional sounds like bell, whistle, brake sounds, and station announcements. All LGB Sound Units are equipped with a Multi-Train System sound decoder and are thereby ready for MTS operation. In analog operation the standing sounds power supply unit (LGB 65011) can be added so that you can the sounds made by the locomotive when it is stopped. The sound module function activation unit (LGB 65012) can be added so that bell and whistle sounds can be activated by means of track magnets.

Note: LGB sound modules are specially designed for easy, do-it-yourself installation in a car or a locomotive cab. Therefore, our LGB factory service stations cannot install these and other sound modules units.



65001 American Steam Sound Module

Sound unit like LGB 65000, but with the typical sounds of an American steam locomotive. See also LGB 65000, 65002, 65003, 65004, 65011, 65012, and 17050.



65002 European Diesel Sound Module

Sound unit like LGB 65000, but with the typical sounds of a European diesel locomotive. See also LGB 65000, 65001, 65003, 65004, 65011, 65012, and 17050.



65003 American Diesel Sound Module

Sound unit like LGB 65000, but with the typical sounds of an American diesel locomotive. See also LGB 65000, 65001, 65002, 65004, 65011, 65012 and 17050.



65004 European Electric Loco Sound Unit

Sound unit like LGB 65000, but with the typical sounds of an American diesel locomotive. See also LGB 65000, 65001, 65002, 65004, 65011, 65012, and 17050.



65006 Diesel Sound Kit

A sound kit for specific locomotives in the 2x52x series already equipped with the MTS decoder. This kit brings prototypical diesel sound to your LGB locomotive. It has the following digital electronic sounds available: Diesel motor, electric traction motors, horn and whistle (before starting and at grade crossings), conductor's announcements (with MTS), brake sounds, applying brakes and releasing the air for brakes, sounds of the locomotive standing (in MTS operation when standing, idling and relief valve), remote control operation of the sound functions (with the MTS system), magnet-controlled activation of the whistle and horn (magnet not included)

This set includes a complete kit with all of the required parts, consisting of: LGB sound module with volume control, connecting wires, high quality speaker, complete installation hardware, installation instructions, operating instructions.

This is the appropriate sound decoder for 25522 or also 24520, etc.



65012 Mogul Sound Module Function Activator

You can activate the bell and whistle/horn sounds in your sound module (LGB 65000-65004) with this easy-to-install kit. It's designed to fit most LGB Mogul locos and LGB rolling stock with "arch bar" style trucks (LGB 67402 as found on cars like the 43620, 43670, and 48720). Just attach the activator to the truck with the screws that come with the kit and plug the connecting wire into your sound module. It can be used with the sound activation magnets (LGB 17050). Note: This kit can be easily adapted to other locos and styles of trucks. Our factory customer service cannot do this installation. On MTS layouts the bell and whistle sounds can be activated by remote control, and this kit is not necessary.



65203 Funnel Smoke Stack, 18 Volts



65553 Smoke Generator, 24 Volts

For some locomotives equipped with MTS decoders. White/white wires.



65803 Smoke Generator, 18 Volts



65853 Smoke Generator, 5 Volts

This replacement generator fits many LGB locos with voltage limiting circuitry. Black/white wires.

without figure

02421 Lightweight Smoke Fluid

This is a large refill bottle with 250 ml / 8.45 oz. especially for 1 Gauge models with cylinder steam or for all smoke units.



68331 European Marker Lantern, 18 Volts

Install this authentic lantern on the end of your passenger or freight train. The lantern is lighted and has painted sides for nighttime and daytime operations. A bulb and wire are included.



68332 American Marker Lantern, 18 Volts, 2 Pieces

Light up your train at night. Install these lanterns on your LGB 4065 series, 4075 series, and 4079 series cabooses. Bulbs and sockets are included.



68333 Interior Lighting Set, 24 Volts

Light up your LGB passenger cars with this easy-to-install interior lighting set. The set includes one light, mounting screws, and two connecting wires. Just plug one wire into the general-purpose socket found on most LGB locomotives and the other wire into the next car. Flat-type connector are included. Plug-in bulbs (LGB 68513) are included.



67301 Plastic Spoked Wheel Sets, 2 Pieces



67303 Plastic Double-Spoked Wheel Sets, 2 Pieces



67401 Plastic Solid Wheel Sets, 2 Pieces



67319 Metal Spoked Wheel Sets, 2 Pieces

This is a spoked wheel set with hard chrome-plated tires. Diameter 31 mm / 1-1/4". This wheel set replaces spoked plastic wheels.



67320 Metal Double-Spoked Wheel Sets, 2 Pieces

This a double spoked wheel set with hard chrome-plated metal tires. Diameter 31 mm / 1-1/4". This wheel set is for easy replacement of plastic double spoked wheel sets.



65011 Standing Sounds Power Supply Unit

This is a high energy storage unit for supplying power to a sound module (LGB 65000-65004) or to existing sound locomotives in analog operation when the power pack is shut off. This lets you hear the sounds for a time after a locomotive comes to a stop. On MTS layouts, the track is always powered, and this accessory is not necessary. See also 65000, 65001, 65002, 65003, 65004, and 17050.



65103 Straight Smoke Stack Kit, 18 Volts

This smoke stack is equipped with a smoke generator. It includes hardware for converting many older locomotives such as starter set locomotives.



65154 Diamond Smoke Stack Kit, 18 Volts

This smoke stack is equipped with a smoke generator and includes hardware for installing the stack in many older starter set locos without smoke generators.

Accessories



67419 Metal Solid Wheel Set, 2 Pieces

This is a solid wheel set with a hard chrome-plated metal tire. Diameter 31 mm / 1-1/4". This wheel set is for easy replacement of plastic solid wheel sets.



67343 Small Metal Wheel Sets, 2 Pieces

This is a small solid wheel set with hard chrome-plated metal tires. Diameter 20 mm / 3/4". This wheel set is for easy replacement of plastic solid wheel sets for most cars from the LGB field railroad assortment.



67403 Ball Bearing Wheel Sets, 2 Pieces

These innovative LGB wheel sets are equipped with ball bearings to decrease friction so that your locomotive can pull longer trains. In addition, these wheel sets include built-in electrical pickups for easy wiring of lighting and accessories in your cars. A package includes two wheel sets and four crimp-on plugs. Diameter 31 mm / 1-1/4".



64193 Knuckle Couplers, Type 2, 2 pieces

In America, the "knuckle" coupler is the standard for all railroads, and you can add that realistic touch to your LGB trains. This working knuckle coupler fits most LGB American-prototype rolling stock built after 1980. In most cases, all you need is a screwdriver to make the change. This stronger, upgraded coupler is engineered to handle the rigors of outdoor operation. It features a large coupling claw and floating coupler head for secure coupling, even on curved and uneven track. It can be uncoupled remotely using the LGB 10560 Electric Coupler, and it is compatible with the original LGB knuckle coupler (LGB 64192).



64777 Link & Pin Couplers, 3 sets

Now you can model old-time American logging and field railways with these authentic link-and-pin couplers. (These couplers cannot be installed on all LGB models. They may not function properly on all LGB track arrangements).



E126050 Universal Motor with a Short Shaft

This motor is installed in many LGB locomotives currently manufactured. It is also suitable as a spare part for the LGB 2200 motor in many older locomotives. The operating instructions for your locomotive indicate which motor is built into that locomotive. E126050 replaces the old item number 62201.



E129994 Universal Motor with a Long Shaft

This motor is installed in several LGB locomotives currently manufactured. The operating instructions for your locomotive indicate which motor is built into that locomotive. E129994 replaces the old item number 62204.



E237412 Universal Motor

This motor is used in the models of the V 100 (example: 20121) and models of the American gang cars (example: 20060).



E251671 Universal Motor

This motor is used in the models of the E 10 (example: 21750).



E256533 Universal Motor

This motor is used in the models of the field railroad locomotives (example: 24140) produced starting in 2015. This motor cannot be used for older locomotives.



E171326 Set of Pickup Carbon Brushes and Slider Contacts

This set has pickup carbon brushes with sleeves as a spare part for most LGB locomotives. The package includes four pickup carbon brushes and two slider contacts with springs and sheet metal angle brackets. E171326 replaces item numbers 63120 and 63218.



E124023 Double-Arm Pantograph

Older design double-arm pantograph for RhB locomotives, silver.



E140004 Double-Arm Pantograph

Older design double-arm pantograph for old-timer units, silver.



E190217 Single-Arm Pantograph

Modern design single-arm pantograph for RhB locomotives, silver.



E241277 Single-Arm Pantograph

Modern design single-arm pantograph for RhB locomotives, black.



E126174 Traction Tire, 37.5 mm / 1-1/2", 20 Pieces
The instructions for your locomotive indicate which traction tire fits on your locomotive. E126174 replaces the old item number 69104.



E131368 Traction Tire, 46.5 mm / 1-13/16", 20 Pieces
The instructions for your locomotive indicate which traction tire fits on your locomotive. E131368 replaces the old item number 69184.



E153481 Coupler Set
This coupler set can be used to equip almost all locomotives and cars with a coupler hook at both ends. It can also be used to replace defective hooks and springs.



E130023 Clear Plug-In Light Bulb, 5 Volts, 10 Pieces
This is a clear plug-in light bulb rated at 5 volts, 33 milliamps. E130023 replaces the old item number 68511.



E130101 Red Plug-In Light Bulb, 5 Volts, 10 Pieces
This is a red plug-in light bulb rated at 5 volts, 33 milliamps. E130101 replaces the old item number 68512.



E130110 Clear Plug-In Light Bulb, 24 Volts, 10 Pieces
This is a clear plug-in light bulb rated at 24 volts, 50 milliamps. E130110 replaces the old item number 68513.



E131219 Red Plug-In Light Bulb, 24 Volts, 10 Pieces
This is a red plug-in light bulb rated at 24 volts, 50 milliamps. E131219 replaces the old item number 68514.



52400 Train Crew Figures
The crew is always busy keeping the train on schedule.



51405 Swiss Railroad Worker Figures
Can you imagine a railroad station without railroad employees? Liven up your stations with these figures. They are ideal for realistic scenes and are a must on any LGB Rhaetian Railroad layout.



51404 Worker Figures
Whether laying track or working on other construction sites on your LGB layout, these figures are ready to get to work. They even brought their own building materials.



51430 Worker Figures, Set 1
There's always heavy work around a railroad. These guys will get it done.



52390 Passenger Figures, Seated, Set 2
On a train you can sit and enjoy the trip. (Benches not included.)



51420 Tourist Figures, Seated
The tourists enjoy the sunshine and fresh air in the mountains. (Benches not included.)



52443 Orient Express Figures, Seated
Are your fellow travelers authors or spies? (Benches not included.)



52445 Dining Car Figures, Seated
Passengers love spending time in the dining cars. (Benches not included.)



52450 Nostalgia Figures, Seated, Set 2
Add life to your layout with these authentic figures. (Benches not included.)



51406 American Figures, Seated
These seated figures can be placed on the benches in stations and inside American passenger cars. (Benches not included.)



51400 Family Figures
For the parents, the train is the means to get to work. For the kids, the train is an adventure.

Digital Control with the System



60226 Central Station 3

60216 Central Station 3plus

As a multi-protocol controller the Central Station 3 with its high resolution, modern color touch screen, 2 locomotive controllers as well as a built-in central track diagram control board offer the possibility of simple, easy control of locomotives and of the entire layout. Up to 32 functions can be controlled on locomotives, and up to 320 Motorola or 2,048 DCC solenoid items can be controlled among accessories.

In addition, the Central Station 3 has 2 built-in locomotive card readers (for saving locomotive data on a locomotive card or for fast call-up of the locomotive by plugging in the locomotive card), an SD card slot for expanded storage as well as a built-in speaker for playing back typical model railroad sounds. A powerful Booster is built in to power the layout with current for trains and for accessories.

The Central Station 3 is multiple device capable, i.e. several Central Station 3 plus (60216) units can be operated together on a layout with the optional cable (60123). Additional locomotive controllers, additional Layouts, and Keyboards expand the operation of the layout whereby joint and separate configurations can be maintained in the Central Station 3 (plus) for the layout areas to be controlled.

More on Page 155

The new CS3 immediately attracts attention with the large, high-resolution display



Always on the cutting edge

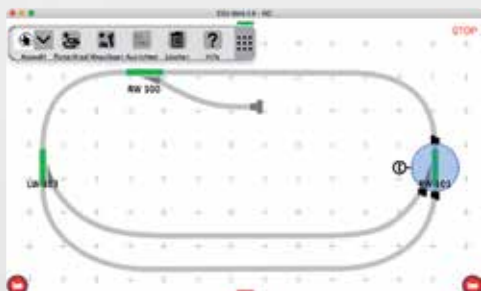
See the product trailer with the new Märklin AR App



At <http://maerklin.de/en/products/new-items/cs3>
you will find additional information about this item



Dimensions 320 x 195 x 80 mm / 12-5/8" x 7-11/16" x 3-1/8"



The attractive, more realistic track diagram is always the centerpiece with this new, easy-to-use operating concept. Operate is thereby even simpler and more manageable.




Different operating elements such as solenoid items, locomotive lists, or the locomotive controllers can be opened and closed by intuitively wiping across the display.



Setting up the track diagram is done easily by directly touching the touch screen. The track diagram is always visible. Up to 32 locomotive functions and many other layout functions are easy to control and they will sort themselves.



The Assistants help with the first setup and with more complex settings or questions.



Central Station 3 – the Most Innovative Controller for Your Märklin World of Operation

Many auxiliary devices such as feedback modules, Booster, other CS2 units, and the CS3plus can be connected with the built-in expansion bus for controlling larger layouts.



**Many Possibilities for
Networking and Control**

**Multi-touch for Operating
a Layout with Intuitive Movements**

Functions can be controlled with a fine touch by using the capacitive touch screen.

The modern multi-touch function supports simple operation by means of intuitive movements.

The Central Station 3 has 2 built-in USB hosts (such as for a mouse, keyboard, USB stick), a USB loading socket, a network connection for communication with a PC, connections for 2 Mobile Stations, a connection for external speakers as well as others for the Märklin Bus system. S88 connections can be done externally by means of the Link s88 (60883).

CS3plus – The Small but Fine Difference:

The CS3plus offers a comprehensive entry into digital model railroading. Equipped with the same performance features as the CS3 the CS3plus also offers an s88 connection for s88 feedback modules and the possibility of using as many CS3plus devices as desired as an add-on. The use of several CS3plus units expands the possibilities for controlling a layout (additional locomotive controllers, additional Keyboards, expanded control possibilities) as well as the Booster performance that is made available. The track connection for the CS3 can be used as a Booster connection.

Tip:

A Central Station 2 (60214 and 60215) can be integrated in the same manner as the CS3plus. Existing control with the new central units can thereby be expanded at any time.

**7 times better performance
with a faster processor
4 GB internal memory**

CS3 and CS3 Plus at a glance:

	CS3 60226	CS3 Plus 60216
High-resolution, modern color screen.	17.78 cm (7") TFT color display with a resolution of 1024 x 600 pixels	
Touch operation	Capacitive touch with recognition of several touch points	
Industrial quality, sturdy housing	Industrial quality central stop button and 2 rotary controllers included	
Locomotive card reader	2	
USB hosts (examples: mouse, keyboard, USB stick, etc.)	2	
USB charging socket	1 (for charging mobile devices or for supplying power to external devices)	
Network connection	1 GB connection	
Built-in speaker	Yes	
External speaker	Line Out connection for active speaker	
Built-in SD card slot for expanding the memory	Yes	
Built-in powerful Booster	Max. 5.0 amps (60101/L51095 switched mode power pack, recommended for 1 Gauge, LGB) Max. 3.0 amps (60061/60065 switched mode power pack, recommended for H0, N Gauge)	
Programming track connection	Yes	
Controllable locomotive functions	Up to 32	
Multi-protocol capable	Yes - mfx, mfx Plus, DCC, MM	
Built-in, central track diagram control board	Scalable and adaptable in size	
Controllable solenoid accessory items	Up to 320 in Motorola and 2,048 in DCC	
Route control (including shuttle train control)	Yes, number limited by the memory size	
Direct Mobile Station connection	2 (front)	
Märklin Bus output (for expansion of other control devices, Booster, feedback units,...)	1	
Märklin Bus input	No	Yes
Märklin Bus connection (for direct connection of Boosters, feedback devices, ...)	2	1
Direct S88 connection	No	Yes, RJ45 connection
External expansion possibility with Link S88 (60883)	Yes	



Industrial quality, sturdy housing with industrial quality central stop button, and 2 rotary controllers



Direct connections for 2 Mobile Stations



Built-in SD card slot



Direct S88 connection





60101 100 VA, 230 Volt Switched Mode Power Pack

This switched mode power pack is for connecting to and for powering the 60214/60215 Central Station and the 60174 Booster. The input is 230 volts / 50 Hertz, and the output is 19 volts / 100 watts DC voltage. Tabletop switched mode power pack in a plastic housing with mounting tabs.

Dimensions 190 x 96 x 65 mm / 7-1/2" x 3-3/4" x 2-9/16".
Connections: 4-pin mini DIN high current plug.

The 60101 switched mode power pack is designed for use in dry areas.

The cross section of the wire from the Central Station to the track must be at least 0.5 square millimeters / approximately 0.0008 square inches! Recommended only for 1 Gauge and LGB.



60125 Terminal

This unit can be used to connect additional components from the Digital program to the Central Station. 9-pin connecting cable (can be extended with 60126), 60 cm / 23-5/8" long, permanently attached to the Terminal, and a 9-pin socket for an additional Terminal or other components to be connected to the data bus. Four 7-pin sockets for connections from Mobile Stations (60124 adapter cable required) or other peripheral units.

Dimensions 96 x 85 x 40 mm / 3-3/4" x 3-3/8" x 1-9/16".



60123 Connecting Cable

Connecting cable for direct connections between several 60213-60215 Central Stations and for connections to the 60125 Terminal.

Length approximately 2 meters / 79 inches.



60123 Connecting Cable


Connecting cable for direct connections between several 60213-60215 Central Stations and for connections to the 60125 Terminal.

Length approximately 2 meters / 79 inches.

without figure

74044 Interference Suppression Set, 5 Amps

This set is for preventing interference with radio/television/cell phone reception. The set consists of a circuit board with set-screw clips and wire to connect to a locomotive controller. It is intended for installation between an analog locomotive controller and the track layout. The set is designed for a maximum 5 amps user current. Recommended for the Central Station and for analog train controllers with up to 5 amps output current. This interference suppression set is required for analog model train operation (example: with 51079) in the EU and in the USA.

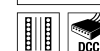


55028 Locomotive Decoder

This decoder is suitable for using your locomotive in digital operation (DCC, mfx) as well as in analog operation (DC). It can be installed in all LGB locomotives and powered units from 2014 on with the new 28-pin interface connector that have one or two motors. It can handle a maximum of 2 LGB motors. Many locomotives and powered units with the old 10-pin interface connector can be converted by using the 55529 interface connector adapter.

Technical Data:

- Total load maximum of 4 amps, motor output maximum of 3 amps
 - Locomotive address can be programmed for 1 – 10239
 - 14 or 28 (128) speed levels
 - Analog and digital load compensation control can be adapted to different types of locomotives
 - Parallel control for all light and function outputs
 - Programmable blinking light and short term functions
- These and other functions can be programmed MTS-PC-decoder programming module (LGB 55045), and with the Märklin Central Station 2 (60215).



55529 Interface Connector Adapter

This interface connector adapter enables you to operate new 28-pin decoders in earlier MTS locomotives or powered units with the 10-pin interface connector.

without figure



55524 Turnout Decoder, 1 Circuit

Operating commands for an LGB solenoid accessory can be transmitted simply through the track with this new turnout decoder. The current pickup takes place directly in the track thus avoiding long, complicated wiring. This means that this MTS turnout decoder is ideal for controlling turnouts and signals on open track or on remote locations on your LGB layout. This decoder is designed for use with MTS I, MTS II, and MTS III. It supports the formats DCC, mfx, and MM.

mfx DCC

MZS



55525 Turnout Decoder, 4 Circuits

Operating commands for an LGB solenoid accessory can be transmitted simply through the track with this turnout decoder for 4 circuits designed for the new LGB digital system. Simply connect your turnouts, signals, and accessories to a turnout decoder. This turnout decoder is connected to the track. Features: four command outputs. / the mode can be set for each output: normal (for turnouts and signals), synchronous blinking (for lights), asynchronous blinking (for lights), on/off (for lights and accessories) / adjustable switching duration for normal, synchronous, and asynchronous. Backwards compatible with the MTS I to MTS III. This turnout decoder can also be used with the LGB hand controller and by means of the MTS interface (LGB 55060). This product is not weatherproof and must be protected from moisture.

80 x 70 x 20 mm / 3-1/8" x 2-3/4" x 3/4"

without figure

55019 Connecting Cable

Connecting cable for hooking the MTS Power Booster to the Märklin CS2 to boost power and digital signal.



55006 MTS Central Station III

The new MTS Central Station III offers even more fun when operating your layout with the LGB Multi-Train System. First, this item offers all the functions you already know from the MTS Central Station II. You can assign up to 23 loco addresses. In addition, you can increase the available track power by using the MTS Central Station III with MTS Power Boosters (LGB 55090). Plus, if you use the MTS Central Station III with the DiMAX Navigator from Massoth Elektronik, you'll discover totally new possibilities: 28 speed levels / 10,239 locomotive addresses 2,048 turnouts can be controlled.



55015 Universal Remote Controller

Compact remote control! On Multi-Train System layouts, this comfortable, handheld remote controller: Programs MTS loco decoders (addresses 0-22) / Programs MTS turnout decoders (addresses 1-128) / Controls up to 23 locos (speed, direction, emergency stop, and MTS locomotive functions) / Controls up to 128 turnouts, signals and other accessories / Controls up to 10 locomotive sets in multiple unit operation / Controls up to 10 preprogrammed routes, each route with up to 15 turnouts.

In addition, the Universal Remote Controller features: Digital display / 10-digit keypad for locomotive address input, direct remote control of MTS locomotive functions and other functions / Long connecting cable (approximately 6 meters / 20 feet) / can also be expanded to wireless operation with an LGB 55050/55055 combination, batteries required but not included in the hand-held controller. 185 x 94 x 55 mm / 7-1/4" x 3-11/16" x 2-3/16".



55085 MTS Reverse Loop Module (New)

New reverse loop module for the new digital LGB system world. You can switch the reverse loop on your digital layout automatically and free of short circuits. You will protect your digital layout and the rolling stock in the process. One more advantage of the reverse loop module: Several reverse loops can be used simultaneously on the layout. Reverse loop modules in use up to now cause a short circuit when the train enters the reverse loop and force the polarity of the track to switch by causing a break in the voltage, example: 55080. This new MTS reverse loop module by comparison switches free of short circuits; and interruption of the voltage in the track is avoided. The overloading of the MTS central unit by the intentionally caused short circuit is thereby a thing of the past. This protects above all track components such as locomotive decoders, turnout decoders, and the electronics customarily installed in locomotives and cars. This module is compatible with the previous components.

Notes: Due to technical changes, the previous MTS reverse unit model (LGB 55081) is being discontinued and replaced by the new 55085 version. This new module is suitable to a limited extent for analog operation. This product is not weatherproof and must be protected from moisture. 80 x 70 x 20 mm / 3-1/8" x 2-3/4" x 3/4".



55106 MTS Starter Pack III

Have more fun with more trains with the LGB Multi-Train System! This set includes an advanced MTS Central Unit III (LGB 55006) with the following features: Up to 23 loco addresses can be assigned (10,239 addresses when used with the Massoth DiMAX Navigator) / Connections for MTS Power Boosters (LGB 55090), which allows powering areas of track with separate power supplies, each area with up to 5 amps of track current. The set also includes: A handheld locomotive controller (LGB 55016) / connecting wires / instructions (transformer not included).



55016 Handheld Locomotive Controller

This handheld remote control is designed for convenient locomotive operation. On Multi-Train System layouts this comfortable remote: Controls up to 23 locos (speed, direction, emergency stop, and MTS locomotive functions) / Programs MTS locomotive decoders (addresses 0-15). Plus, the handheld locomotive controller features: Digital locomotive address display / Adjustable control range / +/- 135° with center "Off" position for normal operation / 270° with "Off" at the left stop for precise switching / 10-digit keypad for locomotive address input and direct control of MTS locomotive functions / Long connecting cable (approx. 6 meters / 20 feet) / can also be expanded to wireless operation (with an LGB 55050/55055 combination). The handheld locomotive controller can also be used on analog layouts in conjunction with the LGB 51070/55050/55055 combination. In this application, the handheld locomotive controller can control locomotive speed and direction only. 185 x 94 x 55 mm / 7-1/4" x 3-11/16" x 2-3/16".



55050 Wireless Transmitter

Enjoy the ultimate freedom of wireless remote control ... with the plug-and-play simplicity you expect from LGB! Just unplug the cable from your Universal Remote Controller (LGB 55015) or LGB 55016 Handheld Locomotive Controller. Then plug in this compact transmitter. It fits right inside the remote controller along with batteries (not included). That's all! On LGB Multi-Train System layouts, you can use up to eight transmitter-equipped remotes with one Wireless Receiver (LGB 55055). So you and your friends can all enjoy wireless freedom together!



55022 MTS Decoder for Small Locomotives

This ultra-compact decoder (28 x 14 mm / 1-1/8" x 9/16") is designed for installation in smaller LGB locos, such as field railway locos.




55026 MTS Decoder Connector Cable

This practical wiring harness simplifies decoder installation in many older LGB locomotives. Locomotives with the decoder connector have a round black sticker with six white dots on the bottom of the locomotive. Hint: This wiring harness is not needed for locomotives with a DCC connector, with a "direct" connector, or a factory-installed MTS decoder.



55055 Wireless Receiver

Use this receiver with your wireless transmitters (LGB 55050). The receiver just connects to a Multi-Train System Central Station or an analog locomotive controller (LGB 51070). There are no frequencies to select, no batteries to charge, and no servos to adjust. Approximate wireless range: 15-20 meters / 50 to 65 feet. You can use up to three receivers simultaneously with the LGB MTS system to extend the range on very large layouts. On analog layouts you can use up to eight receivers with a matching number of locomotive controllers (LGB 51070) to control up to eight track current circuits. Note: The receiver is not weather-resistant and should be protected from direct exposure to moisture. For example, you can fit it in a model building on your layout. 80 x 70 x 20 mm / 3-1/8" x 2-3/4" x 3/4".



55027 MTS Locomotive Decoder III

The new MTS Locomotive Decoder III is designed for using your locomotive in digital operation (NMRA DCC) as well as in analog operation. It can power up to two LGB motors. It can be installed in all LGB locomotives and powered rail cars equipped with one or two motors. This decoder has two lighting and six function outputs, overload/overheating protection, programmable special functions, and a connecting cable for the new LGB DCC connector.

Technical data: Maximum load: 4 amps / Maximum load for motor outputs: 3 amps.

Overview of functions: Locomotive addresses 1-10239 can be programmed / 14 or 28 speed levels, 128 speed levels are supported / Analog and digital load compensation can be adapted to different types of locomotives / Serial and parallel control of all lighting and function outputs / Programmable flashing lights and short-term functions / Programmable simulated wheel sensor function.

These functions and others can be programmed using the Universal Remote Controller (LGB 55015) or the MTS PC Decoder Programming Module (LGB 55045).

Service Information/Symbols



Deutschland

Service Center

Ersatzteilberatung, Fragen zu Technik,
Produkten und Reparaturaufträgen
(Montag bis Freitag 13.00 – 17.00 Uhr)

Telefon +49 (0) 7161/608-222

Fax +49 (0) 7161/608-225

E-Mail service@maerklin.de

USA

Technical Hotline

Contacts: Curtis Jeung & Rick Sinclair,
Digital Consultants
Hours: 6:00am – 9:00 pm PST,
Monday through Friday

Telephone 650-569-1318

E-mail digital@marklin.com

Nederland

Technische hotline

Maandag t/m donderdag: 09.00 – 13.00 uur
en 13.30 – 17.00 uur

Aanspreekpartner: G. Keuterman

Telefoon +31 (0) 74 - 2664044

E-mail techniek@marklin.nl

België / Belgique

Technische hotline

Maandag van 20.00 – 22.00 uur

Zondag van 10.00 – 12.00 uur

Aanspreekpartner: Hans Van Den Berge

Telefoon +32 (0) 9 245 47 56

E-mail customerservice@marklin.be

Hotline technique

le lundi de 20h00 à 22h00

le dimanche de 10h00 à 12h00

Contact : Hans Van Den Berge

Téléphone +32 (0) 9 245 47 56

E-mail customerservice@marklin.be

Schweiz / Frankreich / Italien

Technische Hotline

Dienstag, Donnerstag und Samstag von
14.00 – 18.00 Uhr

Ansprechpartner: Alexander Stelzer

Telefon +41 (0) 56/667 3663

Fax +41 (0) 56/667 4664

E-Mail service@maerklin.ch

Hotline technique

les mardi et jeudi de 14h00 à 18h00

Contact : Alexander Stelzer

Téléphone +41 (0) 56/667 3663

Fax +41 (0) 56/667 4664

E-mail service@maerklin.ch

Linea diretta tecnica

Martedì e giovedì dalle ore 14.00 alle 18.00

Interlocutore: Alexander Stelzer

Telefono +41 (0) 56/667 3663

Fax +41 (0) 56/667 4664

E-Mail service@maerklin.ch



New item for 2017



Digital decoder with up to 32 digitally controlled functions.
The quantity depends on the controller being used.



DCC decoder



Equipped with onboard MTS decoder.



27-pin connector



DCC Decoder Connector



Sound



Sound not available in analog



Lighting included



Smoke generator



Smoke generator. Controllable feature.



Traction tires



Era I	1835 – 1920
Era II	1920 – 1945
Era III	1945 – 1970
Era IV	1970 – 1990
Era V	1990 – 2006
Era VI	2006 – to the present

Age Information and Warnings



WARNING! Not suitable for children under 3 years. Sharp edges and points required for operation. Danger of choking due to detachable small parts that may be swallowed.



For adults only.

Item Numbers

Item no.	Page	Item no.	Page	Item no.	Page	Item no.	Page	Item no.	Page	Item no.	Page	Item no.	Page
2421	149	16040	141	27425	97	36574	105	42430	58	49390	47	55006	157
10000	140	16050	141	27520	98	36575	105	42590	27	49550	26	55015	157
10001	143	16140	141	27872	119	36576	106	42636	99	50040	144	55016	157
10003	142	16150	142	28005	49	36577	106	42637	99	50050	144	55019	157
10005	143	17010	143	28441	70	36642	95	42639	23	50130	147	55022	158
10007	143	17050	143	29272	96	36807	114	42793	120	50131	147	55026	158
10020	144	17100	143	30261	118	36808	118	42931	126	50140	147	55027	158
10040	140	18000	140	30321	18	36809	116	42932	126	50160	148	55028	156
10050	140	18020	140	30322	18	36816	114	42933	125	50161	148	55050	158
10070	140	18050	142	30431	109	36846	115	42934	125	50300	145	55055	158
10080	140	18150	142	30511	72	37676	74	42937	127	50340	144	55085	157
10090	140	19901	138	30512	73	37710	42	43121	29	50500	145	55106	157
10150	140	19902	138	30521	76	37733	42	43232	10	50520	143	55524	156
10151	141	20060	112	30676	71	37734	41	43233	11	50550	145	55525	157
10152	141	20061	113	31052	130	40017	133	43234	11	50560	145	55529	156
10153	141	20062	113	31310	33	40032	8	43262	48	50600	144	56201	146
10210	143	20120	31	31311	33	40036	44	43356	9	50610	144	56203	146
10220	143	20121	31	31352	19	40037	44	43357	36	50611	144	56204	146
10250	143	20180	20	31522	75	40038	44	43411	37	50612	144	56301	146
10260	143	20181	46	31679	71	40039	36	43419	45	50613	144	56302	146
10310	143	20273	60	31904	73	40077	101	43521	43	50614	144	56303	146
10316	143	20382	107	32350	15	40082	92	43821	124	50650	144	56306	146
10320	143	20480	13	32351	132	40083	93	43822	124	50720	148	56402	145
10345	147	20578	102	32441	109	40092	92	43824	126	50730	148	56403	146
10520	143	20579	102	32521	78	40122	82	43825	126	51079	146	56405	145
10560	141	20588	103	32522	75	40268	51	43882	92	51090	147	60101	156
10600	140	20781	100	32523	69	40269	52	44931	128	51095	147	60123	156
10610	140	20980	57	33201	101	40671	118	45144	85	51099	146	60125	156
10710	143	21225	61	33350	56	40756	115	45145	85	51233	147	60126	156
11000	140	21428	65	33353	80	40808	117	45255	86	51235	147	60130	147
11020	140	21670	133	33520	77	40816	82	45651	130	51400	151	60175	156
11040	140	21751	32	33551	69	40817	83	45921	37	51404	151	60200	147
11152	141	21935	41	33667	81	40871	125	45922	83	51405	151	60216	152
11500	143	21980	50	33668	81	40872	125	45923	134	51406	151	60226	152
12000	141	22225	62	34553	79	40881	85	45924	84	51420	151	64193	150
12010	142	23131	108	34555	79	40268	51	46357	27	51430	151	64777	150
12040	142	23406	66	35091	53	40895	88	46695	89	51755	147	65000	148
12050	141	23461	94	35092	53	40981	35	46892	86	51805	147	65001	148
12060	142	23591	55	35094	53	40982	28	47832	89	51910	145	65002	148
12070	142	23945	34	35357	49	40983	28	47893	87	51920	145	65003	148
12100	141	24450	67	35513	72	41031	24	47894	87	51940	145	65004	148
12140	142	24741	22	35690	78	41032	48	48401	130	51950	145	65006	148
12150	141	24772	110	36017	132	41038	58	48570	90	51960	145	65011	149
12260	142	25390	68	36214	131	41039	25	48571	91	52120	146	65012	149
12360	141	25555	122	36353	14	41284	97	48671	121	52121	147		
13000	142	25556	123	36354	14	41590	45	48672	121	52390	151		
13100	142	25702	98	36358	17	41701	90	48675	117	52400	151		
13200	142	26813	39	36359	17	41841	76	49140	93	52443	151		
15000	140	26814	40	36572	104	42010	27	49172	111	52445	151		
16000	140	26843	16	36573	104	42354	43	49191	112	52450	151		



WWW.LGB.DE

Depesche

DAS MAGAZIN FÜR LGB FREUNDE



The **legend**
is back –
get your subscription
now!



It pays to be fast.
We will reward the
first 100 orders
With this
LGB pocket
calculator.

The magazine
comes in German
and English.

Order by e-mail,
fax, letter, or online at
www.lgb.de



YES, I WOULD LIKE TO SUBSCRIBE TO THE LGB DEPESCHE!

I am ordering the LGB Depesche in a year's subscription for 26.00 Euros (4 issues; foreign order price: 30.80 Euros). My subscription will be extended automatically by another year if I do not cancel it at least 6 weeks before the end of the current subscription.

My Contact Information:

Last Name, First Name

Street, Number

Postal Code, City

Country

Telephone

E-mail

Right of Withdrawal: You can cancel your order in writing within 2 weeks without giving a reason by contacting the following address: LGB Depesche Leserservice, PressUp GmbH, Postfach 70 13 11, 22013 Hamburg, Germany
Telefax: +49 (0) 40/38 66 66-299, E-Mail: LGB-Depesche@pressup.de

I am paying the invoice amount by



Direct debit to my bank account



Invoice

Account Holder (Last Name, First Name)

BIC

IBAN

Date

Signature

Order easily: by telephone: +49 (0) 40/38 66 66-313,

By mail: LGB-Depesche@pressup.de, by fax +49 (0) 40/38 66 66-299

Or send the coupon (simply make a copy) to: LGB Depesche Leserservice, PressUp GmbH, Postfach 70 13 11, 22013 Hamburg, Germany

Payment Note

SEPA Direct Debit Mandate: I authorize Gebr. Märklin & Cie. GmbH or its assigned subscription fulfillment company, PressUp GmbH, to draw on my account for payments by means of direct debit. At the same time, I instruct my credit institution to redeem direct debits drawn on my account by Gebr. Märklin & Cie. GmbH or its assigned subscription fulfillment company, PressUp GmbH.

Note: I can demand the refund of the charged amount within eight weeks, starting with the debit date. The terms agreed with my credit institution will be in effect here.

Creditor ID: DE32ZZZ00000516888 · The mandate reference will be conveyed to me separately.

Catalog 2017



Gebr. Märklin & Cie. GmbH
Stuttgarter Straße 55-57
73033 Göppingen
Germany

www.lgb.com

Service:
Telephone: 650-569-1318
E-mail: digital@marklin.com

We reserve the right to make changes and delivery is not guaranteed. Pricing, data, and measurements may vary. We are not liable for mistakes and printing errors. Some of the images are hand samples, retouched images, and renderings. The regular production models may vary in details from the models shown.

If these edition of the presentation book does not have prices, please ask your authorized dealers for the current price list.

All rights reserved. Copying in whole or part prohibited.

© Copyright by
Gebr. Märklin & Cie. GmbH.
Printed in Germany.

18457 – 04 2017

Suggested Retail Price € 6,00

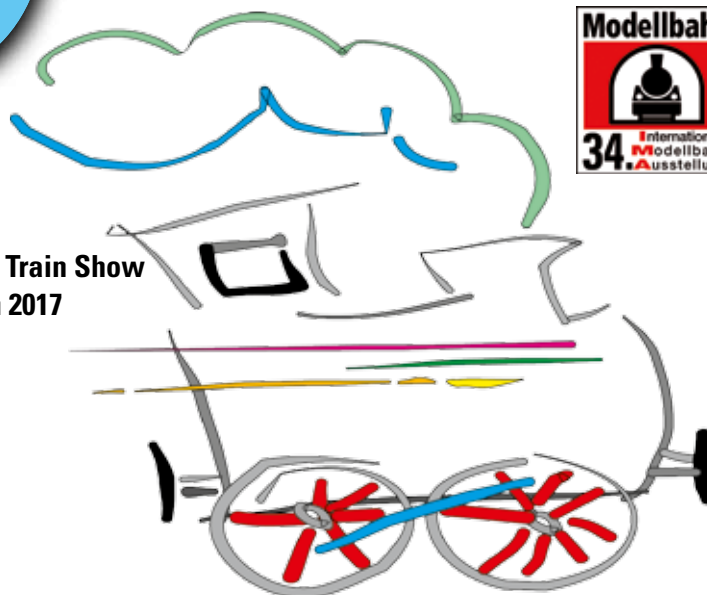
LGB is a registered trademark of Gebr. Märklin & Cie. GmbH, Germany. Union Pacific, Rio Grande and Southern Pacific are registered trademarks of the Union Pacific Railroad Company. Other trademarks are the property of their owners.
© 2017 Gebr. Märklin & Cie. GmbH

Mark your calendar now!
Everything about big and little
trains, play and fun –
3 days long!



34th International Model Train Show and 11th Märklin Days in 2017

The MEGA family event
in Göppingen
September 15 to 17, 2017
www.maerklin.de



Visit us:
www.facebook.com/LGB