

**märklin**

**The right start  
for your whole life**




**HOBBY**



**DELTA**




**ALPHA**



**metall**

1993 E





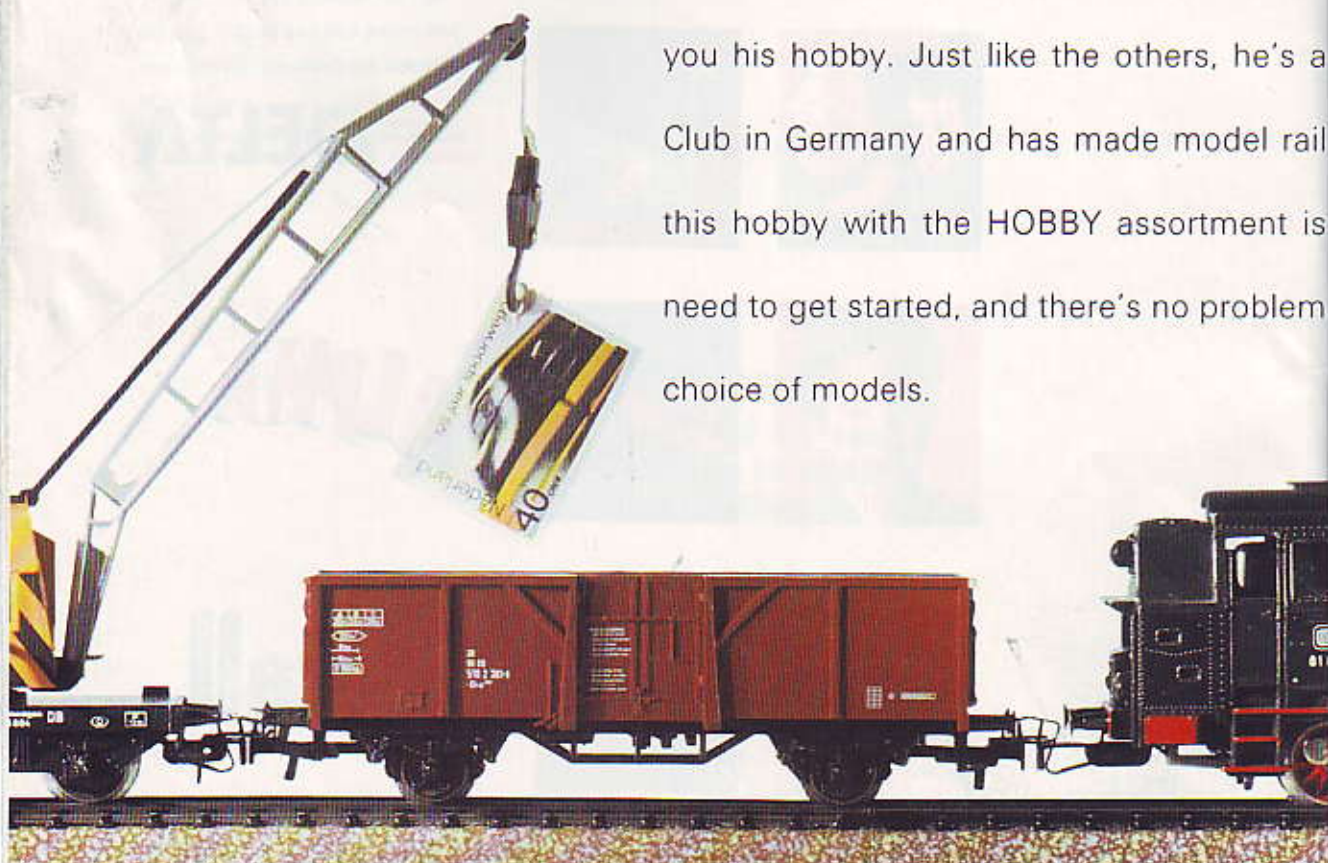
Research for the next Club magazine.



The 1st Märklin Fan Club offers its members all sorts of play, fun and information.



Playing with Märklin gives you you his hobby. Just like the others, he's a Club in Germany and has made model rail this hobby with the HOBBY assortment is need to get started, and there's no problem choice of models.








Johannes and his hobbies:  
Stamps, the 1st Märklin Fan Club  
and model railroading as a hobby.

With a magnifying  
glass for stamps  
you can see the  
fine details of  
the HOBBY  
models quite  
clearly.




# johannes

twice the fun. You'll find this out when Johannes shows  
member of the Club editorial staff for the 1st Märklin Fan  
roading a real activity for his free time. Getting into  
especially easy. The starter sets have everything you  
expanding thanks to the simple technology and large



Steam locomotive  
and 4 freight cars,  
also an oval of track,  
a bridge and the  
transformer, and  
you're ready to go.





# HOBBI

The good thing about Märklin is the easy-to-understand technology. Whether you're beginning with a starter set, or whether you already want to expand with more locomotives, cars and track. Simply snap everything together, connect up the wires, plug in the transformer, and away you go.



**3000**  
Tank locomotive



**3003**  
"Mustang" passenger train locomotive



**3032**  
Heavy steam locomotive for switching



**3099**  
Powerful steam locomotive with tender



**3095**  
Steam locomotive for passenger trains



**3097**  
The beautiful blue express locomotive



**3087**  
Steam locomotive for the Alps



**3085**  
A stylish, fast steam locomotive for express trains



**3131**  
An especially beautiful diesel switch engine



**3078**  
A diesel locomotive for work around factories



3072

This diesel locomotive pulls everything



3074

General purpose fast diesel locomotive



3001

Freight locomotive for overhead wire operation



3179

An old-style electric locomotive



3037

Electric locomotive for all routes



3034

Electric locomotive for passenger and freight trains



3053

Lightning fast express locomotive



3153

Modern electric locomotive



3128

Double railcar for the Berlin S-Bahn



4187

This intermediate car makes the S-Bahn train complete



4018

The flexible railbus with its trailer

3016



3088

A gleaming, colorful switch engine

7390

Railroad grade crossing gates, mechanically activated by the train. Built-in track 1/1 length 18 cm (7-3/32").





HOBBY works with the center rail AC system. The name sounds com-

plicated, but using this system is very easy. With DC railroad layouts

you have to worry about having the right wiring when there are a lot

of switches and crossings in a complex pattern. With HOBBY all of

the track goes together quickly. It's fun doing it, and the wiring


is easy.

The center rail system

for easy-to-understand

circuits and reliable

electrical conduction.



**4027**  
InterRegio coach 1st class  
in the new colors



**4032**  
InterRegio coach 2nd class  
in the new colors



**4051**  
Express train coach 1st class,  
also as 4053 with marker lights



**4111**  
Express train coach 1st class



**4052**  
Express train coach 2nd class



**4112**  
Express train coach 2nd class



**4026**  
Express train baggage car



**4044**  
Express train baggage car



**4188**  
Enjoy your meal in the dining car



**4130**  
Lights out in the sleeping car





4057

A meal tastes good in the InterCity dining car



4055

Traveling in comfort in the InterCity 1st class compartment



4085

TEE/IC compartment car 1st class, also as 4089 with marker lights



4087

TEE/IC dining car



4090

TEE vista dome car for the scenic route



4108

Private railroad baggage car and coach



4107



4038

Suitcases in the baggage car



4039

Classic passenger car



5112

Uncoupler track with electric mechanism. 1/2 length 9 cm (3-9/16").



7190

Track bumper on 7 cm (2-3/4") long piece of track.



5131

Feeder track with radio/tv protective circuit. 1/1 length 18 cm (7-3/32").



5166

Straight Track. Length 18 cm (7-3/32"). Box with 10 sections.




5167

Curved and Straight Track. Box with 8 sections: 2 x 1/2 length 9 cm (3-9/16"), 4 x 1/8 length 2.2 cm (7/8"), 2 x 1/2 curve 15°.



5160

Curved track, radius 36 cm (14-3/16"), curve 30°, circle diameter 76 cm (28-3/8") (Standard Circle). Box with 6 sections for a half circle.



5260

Curved track, radius 43.7 cm (17-1/4"), curve 30°, circle diameter 91.5 cm (34-1/2") (Parallel Circle). Box with 6 sections for a half circle.



5266

Curved track, radius 43.7 cm (17-1/4"), curve 24°, complementary curve to turnout. Box with 4 sections.



5215

Crossing, length 18 cm (7-3/32"), angle 24°, with 2 adjustment sections, can be used on the right or left.



5221

Pair of turnouts (right and left turnout) with hand levers. Length 18 cm (7-3/32"), curve 24°.



5202

Pair of turnouts same as 5221, but with electric mechanisms.



The large HOBBY program with many locomotives, cars, track and accessories offers you a million possibilities for changing or expanding your model railroad again and again. And all of this without a lot of hard work.



**4431**

Coal transport in the gondola



**4430**

Gondola without a load



**4410**

Boxcar



**4411**

Boxcar with a marker light



**4414**

Gleaming yellow banana car



**4481**

Container car (from Göppingen, Germany)



**4415**

Everything stays fresh in the refrigerator car



**4485**

Bärenmarke products on their way in the refrigerator car



**4416**

Cool beer...



**4613**

Cars on the rails in the car transporter

**4612**

Empty car transporter



**4439**

...in brewery cars



**4471**

Lowside car

**4671**

Crane car with working functions





4417  
Still more...



4418  
...cool beer...



4419  
...in brewery cars



4424  
Bulldozer on the lowside car



4423  
Lowside car



4459  
Stake car



4474  
Long lowside car with  
bulldozer and skiploader



4473  
Extra long lowside car



4475  
Lowside car with tarp



4665  
Special lumber car



4413  
Off to the construction site with  
the dump car



4610  
Ballast car for transporting gravel



4440  
Tank car from Aral



4441  
Privately owned car for Esso, Inc.



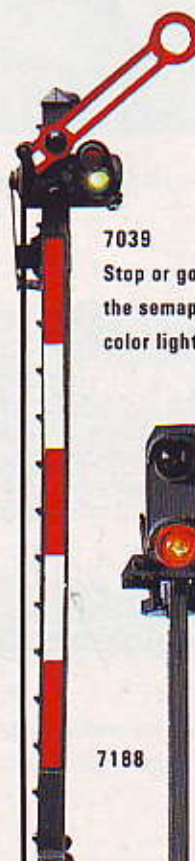
4442  
Shell gasoline in the tank car



7072  
Control box for turnouts,  
signals and uncoupler track  
with electric mechanisms



6627/6631  
110/230 volt transformer 30 watts,  
UL/CSA/VDE tested



7039  
Stop or go with  
the semaphore and  
color light signals



7188



7339





**2905/2907**

The starter set with a freight train, oval of track and a bridge



**2965/2967**

The starter set with a freight train, large track layout and turnouts



# HOBBI



The layout accessories pictured here are not included in the 2976 starter set.



**2976**

The starter set with an ICE railcar train and a large oval of track  
(In North America see 2977 set)

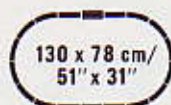


**4374**

ICE open seating car, several can be used in the train



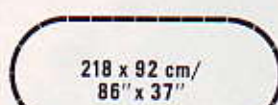
# HOBBIY



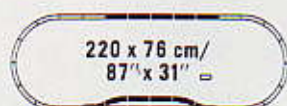
The 2905/2907 starter set  
can be expanded in steps:



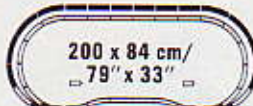
The 2965/2967 starter set  
can be expanded in steps:



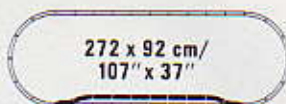
The 2976/2977 starter set  
can be expanded in steps:



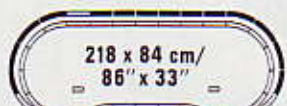
2905/2907 + 5190 extension set  
with manual turnouts or  
5191 extension set with  
electric turnouts



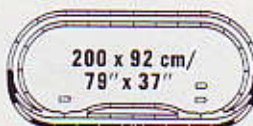
2965/2967 + 5192 double track set  
with electric turnouts



2976/2977 + 5191 extension set  
with electric turnouts



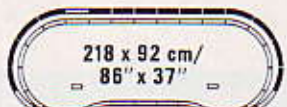
2905/2907 + 5190 or 5191 +  
5192 double track set with  
electric turnouts



2965/2967 + 5192 +  
5193 station track set with  
electric turnouts



2976/2977 + 5191 + 6x5106 +  
1x5107 + 2x5200 + 1x5202 +  
2x7190



2905/2907 + 5190 or 5191 + 5192 +  
5193 station track set with electric  
turnouts



2965/2967 + 5192 + 5193 +  
5194 yard track set  
with electric turnouts



2976/2977 + 5191 + 6x5106 +  
1x5107 + 2x5200 + 1x5202 +  
2x7190 + 17x5106 + 4x5107 +  
4x5109 + 12x5200 + 2x5202



2905/2907 + 5190 or 5191 + 5192 +  
5193 + 5194 yard track set with  
electric turnouts



0230  
Track planning kit  
with reduced size track sections



0712  
Track plan book  
with tips for building a layout






# DELTA







A controller for 4 locomotives.



that can all be controlled separately.

D + E + L + T + A

## matthias & michael

If you're like Matthias and Michael and like model railroading, then you're going to discover DELTA for yourself real soon. DELTA is so ingeniously easy just like this formula:


$$DELTA = \frac{FUN^4}{2} + 7$$

When you're talking  
about DELTA, Matthias  
and Michael even forget  
their second hobby,  
astronomy.




Don't worry, you don't have to do any math. With DELTA you can control up to four trains independently of each other with the DELTA Control. At different speeds and in different directions. Just the way you want. As a member of the 1st Märklin Fan Club in Germany Matthias had a chance to try out Märklin DELTA before it was even in the stores. And it was so much fun that he called his brother Michael over. Playing with DELTA is really exciting with friends.

DELTA



Even grownups understand it:  
simply connect up the wires...



...and you can start running trains.





**W**hile the express train is going around the oval, there's  
model railroading so fun. And when you're playing with friends, each



The DELTA experts in the  
1st Märklin Fan Club.

mastered controlling four trains, it's time for the fifth train with the  
Märklin Digital. Moreover, DELTA is quite easy to install on your






lot of busy switching happening on the sidings. This is what makes person can send operating commands to his locomotive. When you've




With the DELTA Pilot it's time for the fifth train.

DELTA Pilot and a universal or Digital locomotive. The first step to HOBBY model railroad layout.





# 




**2915/2916**  
 Freight train starter set  
 with M track oval



**2963/2964**  
 Freight train starter set  
 with large M track layout





The layout accessories pictured here are not included in the 2986 starter set.



**2983**  
Freight train starter set  
with large K track layout



**2986** (in North America 2977 with M track)  
The starter set with an ICE railcar train and  
a large oval of K track



**4374**  
ICE open seating car, several  
can be used in the train



# DELTA

A controller for operating 4 locomotives.



**6604**  
DELTA Control



**6605**  
DELTA Pilot



**3396**  
Powerful steam locomotive



**3331**  
Electric locomotive for overhead wire operation



**3395**  
Express locomotive with the DELTA Pilot as the  
"Fifth One" in DELTA multi-train operation



**3363**  
Belgian four-system locomotive with  
three pantographs



**3374**  
A diesel locomotive with power



**3430**  
Swiss electric locomotive with  
the coat-of-arms "Vallée de Joux"



**3459**  
Belgian switch engine



**3464**  
German switch engine



**3428**  
Shiny red railcar



# ANDREAS

**W**hen Andreas isn't playing trombone, which he loves to do, then he's having the greatest adventures. With his friends in the woods or on vacation at the campgrounds. It's no wonder that he's an enthusiastic fan of Märklin's ALPHA World. And he's also always writing something new about ALPHA for the club magazine. Because ALPHA lets your imagination run free. It begins with setting up a layout, goes on to the changeable models, and ends up with creative playing that always seems new.

Whether red or black, for

Andreas ALPHA means

the greatest adventures.





ALPHA in red stands for the world of adventure in the jungle or in the desert. The great adventure begins right when you're building the layout, because it's here that you can use everything you can find in the house and in the yard and out in the fields.

2501

Set F-1

Just right for

all beginners: the starter set with locomotive, tender and car, with oval of track, transformer and the ALPHA figure.

Racing

2564

Truck with bus element and open trailer with 2 buggys.

! You can make these funny trees yourself very easily using dried plants.

Space Jet

2566

The super jet with spoiler element and ALPHA figure for exciting adventures in strange galaxies.





# ALPHA

**2565**

**Power Unit**  
Four-axle trailer  
with battery element  
and flashing light.

**2519**

**Traveller F**  
The railroad car  
with 2 bus elements  
and 1 spoiler element.

**2562**

**Jumbo**  
Heavy truck  
with large trailer,  
with 2 bus elements  
and 1 spoiler  
element.

**2561**

**Truck**  
Truck as auto  
transporter with garage  
element, ramp and buggy.





ALPHA in black is the technical world in the air, on the rails or on wheels. Whether in space, at a polar station or in your own fantasy landscape, you will have the most exciting adventures.

2582

Shuttle  
Truck with trailer,  
loaded with the lab element  
and the space jet.

2583

Power Truck  
Truck with trailer,  
with battery  
element and  
flashing light.

! In no time at all  
totally new land-  
scapes and strange  
galaxies can be made  
with sand that has  
been colored and  
glued to the basic  
material for the  
ground.






# ALPHA

2518

Traveller A  
The railroad car with  
2 bus elements and  
1 spoiler element.

2581

Explorer  
Truck with removable  
lab element.





The ALPHA track system is sturdy and simple, so that you can put the track together and take it apart quickly again and again. Just a short "click" and the train can go further down the track.

# ALPHA

With the adapter track you can connect your ALPHA to your HOBBY layout, and the steam locomotive can go into the ALPHA world, or the shiny red ALPHA locomotive can run on the model railroad.

**Adapter track**  
1/1 Length 18 cm  
(7-3/32"). For Märklin  
HO metal track system.

**2091**

**2019**

**Track Bumper**  
Length 7 cm (2-3/4")

"Click" and  
the tracks  
go together.

**2031**

**Curved track**  
1/1 30° radius  
45.64 cm (18")

**2063**

**Right turnout**  
same as 2062

6627 110 volt/  
6631 230 volt  
Transformer 30 watts.  
UL/CSA/VDE tested

**6631**

**2021**

**Curved track 1/1 30°**  
radius 36 cm (14-3/16")

**2026**

**Track Set "Curved  
Bridge" 8 sections 2021**  
Packaging usable as a bridge.



**2062**

**Manual Left Turnout**  
Length of straight side  
18 cm (7-3/32")  
2001 curve 30°  
radius 36 cm  
(14-3/16") = 2021

**2090**

**Straight feeder track**  
1/1 length 18 cm  
(7-3/32") 2 wires

**2001**

**Straight track 1/1 length 18 cm (7-3/32")**

**2006**

**Track Set "Straight Bridge" 8 sections 2001**  
Packaging usable as a bridge.



# & ANDY DIANA

You will probably be surprised. Yes, there are girls in the 1st Märklin Fan Club. Diana, for example. And it's just as much fun for her to be a member as for Andy and the other boys.

Especially when you're talking about the metal construction sets. You'll see how great you can be at this, when a finished lookout for the most beautiful metal construction set models emerges from all of the parts. The complete instructions make it a snap to build even the larger, motor-driven models.





# metall

1037

## Helicopter Gift Set

113 pieces for a helicopter with rotating main and tail rotor.



1031

## Tractor with Trailer Gift Set

315 pieces for the tractor and single-axle trailer with hinged side wall.



1030

## Tractor Gift Set

A tractor from 167 pieces, with working steering which can be operated by turning the steering wheel.



1033

## Chopper Gift Set


117 pieces make a motorcycle with chopper styling with working steering and spring suspension for the front wheel.



1007

**Robotics Theme Set**

The fully functioning robot has 676 pieces. Building it is no problem with the instructions.



1077

**Märklin Trac Theme Set**


400 pieces make a powerful tractor for farming.



1008

**Solar Theme Set**

Light on, and the solar powered model begins to work. 215 pieces for 5 different models including solar panel, special motor (1.5 volts) with gear drive.







1003

Basic Set m 10

with 208 pieces for 10 different models.



1004

Basic Set m 30

with 342 pieces for 30 different models.



1005

Basic Set m 50

with 458 pieces for 50 different models.



1006

Basic Set m 60

with 664 pieces for 60 different models.



1010

Basic Set M Start

with 537 pieces for building different models.



1015

Extension Set E 10

expands m 10 to m 30.



1016

Extension Set E 30

expands m 30 to m 50.



1017

Extension Set E 50

expands m 50 to m 60.



1062

Extension Set "Mechanics"

with motor, gears, worm gears and other mechanical parts for building interesting mechanical models.



# metall





# **märklin**

**Gebr. Märklin & Cie. GmbH**

**Postfach 8 60**

**D-73008 Göppingen**

We reserve the right to make changes  
and availability is not guaranteed.

All rights reserved.

Copying in whole or part prohibited.

Printed in Germany

by Color-Druck, Pforzheim.

165 61 - ON 10 93 cd

© Copyright by Gebr. Märklin & Cie. GmbH



The Märklin full line  
catalog '93/94 has 368 pages and  
has information about the complete  
Märklin line.

Available at your authorized dealer.

**G. ARTUFFO**  
**di GIUSEPPE ARTUFFO & C. s.n.c.**  
**C. Giulio Cesare, 82 - Tel. 85.19.36**  
**10154 TORINO**