

RAILKING

GAUGE
ONE-GAUGE TRAINS



2013 One-Gauge

Trains & Accessories Catalog



The Most True to Scale, Operate One-Gauge Tra

More than any other One-Gauge trains, M.T.H. RailKing One Gauge models capture the drama of mainline American railroading. Whether you're a garden railroader or prefer to operate indoors, the Proto-Sound 3.0 sound and control system built into every M.T.H. locomotive, as well as our optional DCS™ command control system, allow you to duplicate in miniature the sights and sounds of Class 1 American railroads.

True to Scale

While One-Gauge manufacturers offer trains in a variety of scales, only 1:32 models such as the RailKing One Gauge line are correctly proportioned to represent standard gauge

American trains. Models built to 1:29 scale, for example, are slightly oversized for One-Gauge track.

RailKing One Gauge 1:32 trains, however, are fully compatible with your existing equipment and can be intermixed with 1:29 and other One-Gauge models. RailKing One Gauge engines and cars run on standard 2-rail 45mm DC-powered or AC-powered track systems, including the code 250 rail used by fine scale railroaders. All RailKing One Gauge engines and cars are supplied with truck-mounted operating knuckle couplers, hook & loop couplers, and body mounting pads for Kadee® couplers — so they can mate with virtually any other garden-sized train system.

Realistic

RailKing One Gauge models don't just look like the real thing — they sound and perform like real trains. All RailKing One Gauge locomotives feature crystal-clear digital steam chuff or diesel prime mover sounds, horn or whistle, bell, squealing brakes, and a host of other prototypical train sounds. Wherever possible, we have recorded the actual sounds of the engine we're modeling. Pas-



senger locomotives feature accurate station announcements for the route traveled by the prototype; freight engines reproduce a symphony of freight yard sounds.

Our steam engines feature puffing smoke synchronized to the chuff sound and drive wheels, and our massive 2-8-8-2 Triplex even features a smoking whistle. In addition, RailKing One Gauge engines have a full complement of lighting, including firebox glow on steam engines, for vivid nighttime running.*

Fun to Operate

The features that make our trains dramatic and fun to operate are standard in all RailKing One Gauge equipment — not costly options or add-ons. Our patented speed control system allows you to throttle down to speeds as low as three scale mile per hour — and maintain that speed regardless of load, track curvature, or variations in terrain. When you just want to sit back and watch your trains run, M.T.H. speed control ensures the throttle won't need your attention.

Every RailKing One Gauge locomotive is also equipped for wireless handheld command control. Locomotives equipped with Proto-Sound 2.0 can be remotely controlled with any of our Digital Command System (DCS) control packages.



Realistic, Fun to ins You Can Buy

Locomotives equipped with our Proto-Sound 3.0 system take remote control one step further, thanks to the included DCC (Digital Command Control) receiver built into every PS 3.0 locomotive we produce. Compatibility with all of our DCS systems as well as with any manufacturer's DCC controllers ensures that Proto-Sound 3.0-equipped locomotives are the most fully featured locomotives you can buy today. Just like the prototype, you can double-head locomotives and add or drop helper engines.

When you have guests, give each visitor a DCS or DCC handheld and let them control their own engine. Outdoor railroading doesn't get any more fun than this!

Quality



RailKing One Gauge locomotives are designed and built for the challenges of outdoor railroading. All locomotive bodies are molded in polycarbonate, a plastic engineered to endure extremes of heat and cold and constant exposure

to sunlight. We use only UV-resistant paint to protect our locomotive colors from fading. And every RailKing One Gauge



engine and car rolls on metal wheels and axles for smooth, long-lasting operation in any environment.

We invite you now to turn the page and see for yourself what we have to offer. As always, we hope you'll find items in this catalog that will surprise and delight you, and help you enjoy this most wonderful of hobbies.

** Steam chuff, diesel prime mover sounds, brake sounds, atmospheric sounds, synchronized puffing smoke, lighting effects, and speed control operate with any DC or AC transformer. Whistle, horn, bell, station sounds, and remote uncoupling require an AC transformer with bell and whistle buttons, any DCC controller (for Proto-Sound 3.0 equipped models) or the M.T.H. DCS system running on either DC or AC.*

For a list of compatible DC and AC power supplies, go to www.railking1gauge.com and click on "Support/Service"

Contents

ProtoSound	2
DCS Command Control	4
One-Gauge Steam	6
One-Gauge Diesels	10
One-Gauge Freight Cars	24
One-Gauge Passenger Cars	33
Transformers	36
MTH RailRoders Club	38

www.mthtrains.com

Follow Us Online



RAILKING
ONE-GAUGE TRAINS

See It In Action!

When you see this  icon, click on it to see a video of the item in action.



Proto-Sound

The Richest Set of Features in Model Railroading

Whether you operate with a conventional transformer or in command mode with DCC or DCS™ (M.T.H.'s Digital Command System), the Proto-Sound 2.0 or 3.0 system found in every locomotive in this catalog offers more realism, more fun, and more variety than any other locomotive control system in any scale.

FULL COMPATIBILITY WITH ALL OPERATING SYSTEMS

Right out of the box, every Proto-Sound 3.0 M.T.H. engine is compatible with all operating systems: conventional AC or DC, DCC, and our own Digital Command System (DCS). No switches to flip or adjustments to make. Your Proto-Sound engine senses what kind of power is on the rails; just set it on the track and run it.

PROTO-SOUND 3.0 DCC FUNCTIONALITY

Proto-Sound 3.0-equipped locomotives can be controlled in command mode with any DCC-compliant command control system. While you won't have access to all of the incredible features of Proto-Sound 3.0, you will have full DCC command control over 28 F functions, including Advance Consisting, Feature Mapping and Speed Mapping. This means you can use your existing DCC controller to independently control your other DCC-equipped locomotives in addition to your Proto-Sound 3.0 locomotives on the same track at the same time.

OPERATE 'EM ALL

In DCS command mode, unlike any other command system available today, you'll have one-touch control over every Proto-Sound 2.0 or 3.0-equipped locomotive at the same time. Imagine, with the ALL command, your DCS system will start-up every locomotive at the same time! Almost every DCS feature can be sent to all the active engines at once. Tell 'em to run at 10 scale miles per hour and they'll all start moving at the same time and at the same speed.

BI-DIRECTIONAL COMMUNICATION

Proto-Sound 2.0 and 3.0 engines not only receive commands from the DCS system, they can report back vital information,

trigger other devices to operate, and diagnose your layout's wiring and signal quality. Query a Proto-Sound 2.0 or 3.0 locomotive to find out how many scale miles it's run or how many hours it's been powered up. Check out the strength of the DCS signal on the track or measure the track voltage at a trouble spot. Measure the length of your track in scale miles. All of this is possible

Effects™, a complete arrival and departure sequence that you can activate from your DCC or DCS controller. In most cases, the station sequence features an actual name train pulled by that particular engine. Freight engines include Freight Yard Proto-Effects, a symphony of freight terminal sounds.



today, but only with a Proto-Sound 2.0 or 3.0-equipped locomotive when operated using the DCS Digital Command System.

VIVID ENGINE SOUNDS

Proto-Sound features crystal-clear digital sounds. We strive to make our sounds as authentic as possible, using the characteristic whistle for a particular steam engine, for example. With the optional DCS system, you can tune each engine to your preference by individually adjusting bell, horn or whistle, and chuff volume – and even play a steam engine quillable whistle as if you were pulling the whistle cord!

STATION SOUNDS

Proto-Sound passenger engines offer Passenger Station Proto-

ATMOSPHERIC SOUNDS

Crew conversations, the whoosh of a steam engine opening its cylinder cocks, and a host of other atmospheric sounds play automatically at random when using a conventional transformer — or can be activated manually from a DCC controller or the DCS handheld.

EXTRAORDINARY SLOW SPEED CAPABILITY

Proto-Sound engines can throttle down as slow as three scale miles per hour, highball down the main line, and maintain any speed in between. With certain DCC controllers, and any DCS controller, you can set engine speed in one-scale-mile-per-hour

increments up to 120 smph. Go ahead, get out your stop watch and ruler and see how accurate our scale speeds are.

UNMATCHED SPEED CONTROL

The Proto-Speed Control™ built into Proto-Sound 2.0 and 3.0 acts like the cruise control on a car, keeping your train moving at the speed you select, regardless of hills and curves. You can even switch off the speed control if you prefer.

MULTIPLE UNIT CAPABILITY

In DCS command mode, all locomotives set to the same throttle setting — 37 scale miles per hour, for example — will move at virtually the same speed. This makes it easy to double or even triple-head nearly any combination of Proto-Sound 2.0 and 3.0 locomotives.

GREAT SMOKE

Proto-Sound engines feature fan-driven ProtoSmoke™, the most powerful smoke system in the hobby. You can vary the intensity with the smoke “volume” control on the locomotive or remotely with any DCC or DCS controller.



LIGHTING EFFECTS

Proto-Sound locomotives feature prototypical Rule 17 lighting, including a variety of realistic lighting effects. Depending on the locomotive, these may include constant-brightness headlights, illuminated number boards, lighted marker lamps, and alternating ditch lights. In DCS operation, many of these lighting effects can be individually controlled.

SYNCHRONIZED CHUFF AND PUFF

Like a real steam engine, M.T.H. steamers feature puffs of smoke and steam chuff sounds synchronized with the drive wheels. Better than any other model train, an M.T.H. locomotive portrays the drama of a steam engine slowly chuffing and puffing as it pulls out of a station and gets up to speed.

BRAKE SOUNDS

Engine brakes squeal whenever you throttle back sharply or pull into a station. In DCS mode, you can trigger the brake sound with the Brake button on the DCS handheld.

DCC Features

Proto-Sound 3.0-equipped locomotives can be controlled in command mode with any DCC-compliant command control system. While you won't have access to all of the incredible features of Proto-Sound 3.0, you will have full DCC command control. This means you can use your existing DCC controller to independently control your other DCC-equipped locomotives in addition to your Proto-Sound 3.0 locomotives on the same track at the same time.

When using a DCC controller, the following Proto-Sound 3.0 diesel locomotive features are accessible:

Diesel Features*

- Head Light/Tail Light
- Bell
- Horn
- Start-up/Shut-down
- Passenger Station/Freight Yard Sounds
- All Other Lights (On/Off)
- Master Volume
- Front Coupler
- Rear Coupler
- Forward Signal
- Reverse Signal
- Grade Crossing
- Clickety Clack (On/Off)
- Idle Sequence 3
- Idle Sequence 2
- Idle Sequence 1
- Extended Start-up
- Extended Shut-down
- Rev Up
- Rev Down
- One Shot Doppler
- Coupler Slack
- Coupler Close
- Single Horn Blast
- Engine Sounds
- Brake Sounds
- Cab Chatter
- Feature Reset
- Smoke On/Off
- Smoke Volume
- Advance Consisting
- Feature Mapping
- Speed Mapping

** Check your DCC Controller's manual to see how many features it can access.*



This remote is **SIMPLE**.

It speaks **ENGLISH,
NOT ICONS.**

It can be **OPERATED
EASILY WITH ONE HAND.**

It can be
**UPGRADED
FOR FREE** over
the Internet.



Simply to **Run**

It can run over 4200* Proto-Sound® 2.0 & 3.0 engines and every TMCC®, EOB, or Legacy™ engine ever made — and run 99 of them at the same time, on the same track, independently, in command mode.

It can also **RUN ALL CONVENTIONAL AC LOCOMOTIVES** without the purchase of any additional hardware.

With the addition of an Accessory Interface Unit (AIU), it can **OPERATE ANY ACCESSORY OR SWITCH**. It can create scenes and routes that are triggered with one push of a button.

WHAT CAN YOUR REMOTE DO?

* Number of different Proto-Sound 2.0 and 3.0 engines cataloged through the 2013 One Gauge Catalog.

While all Lionel TMCC features can be accessed by the DCS handheld remote, at present some Legacy features cannot be accessed by the DCS remote.

Remote Shown
Actual Size

the Best Way a Railroad

Command Control Explained

In conventional operation, an AC or DC transformer varies track voltage to adjust engine speed and direction. Command systems such as DCS, however, put a constant voltage on the track (around 18 volts for DCS) and vary speed by telling each engine how much of that voltage to use. Command control allows different engines to do different things — like run at different speeds, go in different directions, or make different sounds — even when they are on the same track.

In the DCS system, commands such as speed, direction, and sound control are sent as radio signals from the handheld throttle to a TIU (track interface unit). The TIU translates those radio signals into digital information that is sent through the rails and picked up by a receiver in the appropriate engine — telling it to go, for example, 37 miles per hour, blow the whistle, smoke more heavily, or any other command. DCS locomotives can also send information back to the handheld to let the operator know what they're doing.

Learn More About It



TRY IT at your local DCS Demo Center

Request a Complimentary DVD on DCS and M.T.H. technology. Log on to the DCS Web site, www.protosound2.com

Take your favorite Proto-Sound 2.0 or 3.0 engine to any DCS Demo Center and experience the additional features your engine has with DCS control. To find your nearest demo center or request your complimentary DVD, visit www.mthtrains.com.

DCS COMMANDER: Get into DCS on a budget

Ideal for small layouts. Learn more about it using our online Product Search feature to see more information and read the instruction manual.



DCS Commander System w/100 Watt Power Supply
50-1029 \$229.95

DCS Commander Controller (with out power supply)
50-1028 \$149.95



DCS Remote Commander Set
50-1033 \$49.95



DCS Remote Control System
50-1001 \$329.95



DCS Track Interface Unit (TIU)
50-1003 \$189.95



DCS Remote Control Handheld Unit
50-1002 \$159.95



Proto-Sound 2.0 Battery Charger
50-1019 \$16.95



Z-DC24 24-Watt Power Supply
50-240 \$ 17.95



6' Mini-to-Mini Cable
50-1009 \$9.95



TIU/TMCC-Legacy 6' Connector Cable
50-1032 \$24.95



Proto-Sound Battery
50-1008 \$11.95



TIU/Barrel Jack Adapter Cable
50-1017 \$10.95

AA NiCad Proto-Sound Battery
50-1024 \$11.95



DCS Companion
60-1279
Digital version \$12.95
Soft Cover \$29.95
Available as a softcover book or a pdf download - order from www.mthtrains.com



24-Port Terminal Block
50-1020 \$34.95
12-Port Terminal Block
50-1014 \$24.95

2-8-8-8-2 Triplex

steam



Features

- Detailed Polycarbonate Boiler and Tender Body
- Die-Cast Metal Chassis
- Authentic Paint Scheme
- Metal Wheels and Axles
- Constant Voltage Headlight
- Detailed Truck Sides
- (3) Precision Flywheel-Equipped Motors
- Supplied with Remote Controlled Proto-Coupler™, Hook & Loop Coupler, and Drilled Mounting Pad for Kadee Coupler
- Engineer and Fireman Figures
- Operating Firebox Glow
- Metal Handrails and Bell
- Metal Whistle
- Operating Marker Lights
- Lighted Cab Interior
- Numerous Added-on Details Including Steam and Air Brake Piping, Ladders, Safety Valves, Builder's Plates, Air Pumps, and Metal Bell, Whistle, and Handrails
- Synchronized Puffing ProtoSmoke™ System In Boiler & Tender
- Locomotive Speed Control
- Proto-Sound 2.0 With The Digital Command System Featuring Freight Yard Proto-Effects™
- Unit Measures: 41" x 6 3/8" x 4 1/2"
- Operates On R3 Curves

Did You Know?

The Triplex was engineered to haul 640 fifty-ton cars in a train almost five miles long. But the couplers and draft gear of the early twentieth century could not have handled such a load, so the 2-8-8-8-2 was used as a pusher and never put to a full test.



Erie - 2-8-8-2 Triplex Steam Engine
70-3022-1 Proto-Sound 2.0 \$1399.95

ONLINE PRICE
\$1079.95

CLICK HERE
TO ORDER

P. T. Barnum would have loved the Triplex. It was an engine of superlatives: more drivers than anything before or since, too big for the shops of its owner, the Erie Railroad, powerful enough to pull a train nearly five miles long. Nearly a century ago, in the days before multiple-unit control allowed one throttle to control several locomotives, the Triplex was the ultimate attempt to put as much power as possible in the hands of a single engineer. In the end, it proved a noble, flamboyant, but less-than-successful experiment. Baldwin Locomotive Works built three triplexes between 1914 and 1916 for pusher service on the Erie Railroad's daunting Susquehanna Hill (also known as Gulf Summit) near Deposit, N.Y. The cylinders of the Triplex's middle engine were powered

by high pressure steam direct from the boiler, while the front and rear engines used low pressure steam exhausted from the middle cylinders.

Each triplex replaced three ordinary helper engines, and the new locomotives worked well enough to stay on the Erie roster for more than a decade. But the design proved a bit over the top and only one more Triplex was ever built, for the Virginian Railway. Even with their huge boilers, the locomotives could only make enough steam to go 10 mph. One reason was poor draft in the firebox, because only the front cylinders exhausted through the smokebox and created draft; the rear cylinders exhausted through a separate


smokestack on the tender. Another inherent problem with the design was that traction from the rear engine decreased as the boiler used coal and water and the tender got lighter.

Our RailKing One Gauge Triplex recreates the sound, the smoke, and the flamboyance of the original design – but runs much better than the prototype ever did. Only M.T.H. engineering could make such a complex model run smoothly and steadily at speeds from a barely perceptible crawl to wide-open throttle. Add the Triplex to your roster and experience the sheer visual drama of one of the grand experiments in early twentieth century heavy machinery.




Anatomy of a RailKing One-Gauge 2-8-8-8-2 Triplex

RailKing One-Gauge steam locomotives, like the Erie Triplex shown here, are as detailed as we can reasonably make them, and feature a large number of added-on details. Look closely at any RailKing One Gauge model and you'll find a combination of prototype accuracy, rugged construction, fun-to-operate features, and smooth, dependable performance that is unmatched by any other manufacturer.



Separate Hook And Loop Couplers Included



Click here to see
a video of the
item in action!

EMD F7

diesel



Features

- Intricately Detailed Polycarbonate Body
- Detailed Truck Sides, Pilots and Fuel Tank
- Moveable Roof Fans
- Metal Body Side Grilles
- (2) Engineer Cab Figures
- Metal Wheels, Axles and Gears
- (2) Hook & Loop Coupler Assemblies
- Kadee Compatible Coupler Mounting Pads
- (2) Remote Controlled Proto-Couplers
- Prototypical Rule 17 Lighting
- Directionally Controlled Constant Voltage LED Headlights
- Lighted Cab Interior
- Illuminated Number Boards
- Lighted Marker Lights
- Operating MARS Light*
- (2) Precision Flywheel-Equipped Motors In Each A-Unit
- Operating Smoke Unit In Each A-Unit
- Onboard 28-Function DCC Receiver
- Locomotive Speed Control In Scale MPH Increments
- 1:32 Scale Proportions
- Proto-Sound 3.0 With The Digital Command System Featuring Passenger Station Proto-Effects
- Unit Measures: 39" x 3 3/4" x 5 1/4"
- Operates On R2 Curves

**Where Prototypical*





Norfolk Southern Executive Train - F7 A-A Diesel Set

70-2103-1	Proto-Sound 3.0	\$999.95	ONLINE PRICE \$749.95
70-2104-1	Proto-Sound 3.0 A-Unit	\$599.95	ONLINE PRICE \$429.95
70-2105-3	Non-Powered B-Unit	\$299.95	ONLINE PRICE \$224.95

[CLICK HERE TO ORDER](#)



Santa Fe - F7 A-A Diesel Set

70-2109-1	Proto-Sound 3.0	\$999.95	ONLINE PRICE \$749.95
70-2110-1	Proto-Sound 3.0 A-Unit	\$599.95	ONLINE PRICE \$429.95
70-2111-3	Non-Powered B-Unit	\$299.95	ONLINE PRICE \$224.95

[CLICK HERE TO ORDER](#)



Southern Pacific - F7 A-A Diesel Set

70-2112-1	Proto-Sound 3.0	\$999.95	ONLINE PRICE \$749.95
70-2113-1	Proto-Sound 3.0 A-Unit	\$599.95	ONLINE PRICE \$429.95
70-2114-3	Non-Powered B-Unit	\$299.95	ONLINE PRICE \$224.95

[CLICK HERE TO ORDER](#)



Ontario Northland - F7 A-A Diesel Set

70-2106-1	Proto-Sound 3.0	\$999.95	ONLINE PRICE \$749.95
70-2107-1	Proto-Sound 3.0 A-Unit	\$599.95	ONLINE PRICE \$429.95
70-2108-3	Non-Powered B-Unit	\$299.95	ONLINE PRICE \$224.95

[CLICK HERE TO ORDER](#)



The F7 was the zenith of the “covered wagon,” or carbody-style diesel. With 3,849 units built between 1949 and 1953, the F7 was both the most popular carbody diesel and its last hurrah. By 1954 U.S. railroads had virtually stopped ordering F-units in favor of hood units like EMD’s GP9 and Alco’s RS-3. The side walkways of hood units offered better access for maintenance and better visibility for backup moves, making them truly universal locomotives useful for both mainline runs and road switching.

The F-unit, however, was, in *Trains* magazine editor David P. Morgan’s words, “the diesel that did it” — retired the steam engine and changed railroading forever. The F-unit and its contemporaries were also the first standardized locomotive designs bought by American railroads since USRA steam engines. Whereas the steam engines of most railroads had a distinctive and easily-recognized “look,” F-units were the same everywhere. But they had one great visual advantage over steam: their flat sides were like rolling billboards. Artists at EMD and the railroads responded with distinctive color schemes and, for the first time since the late 1800’s, American locomotives became a riot of color in the postwar era.

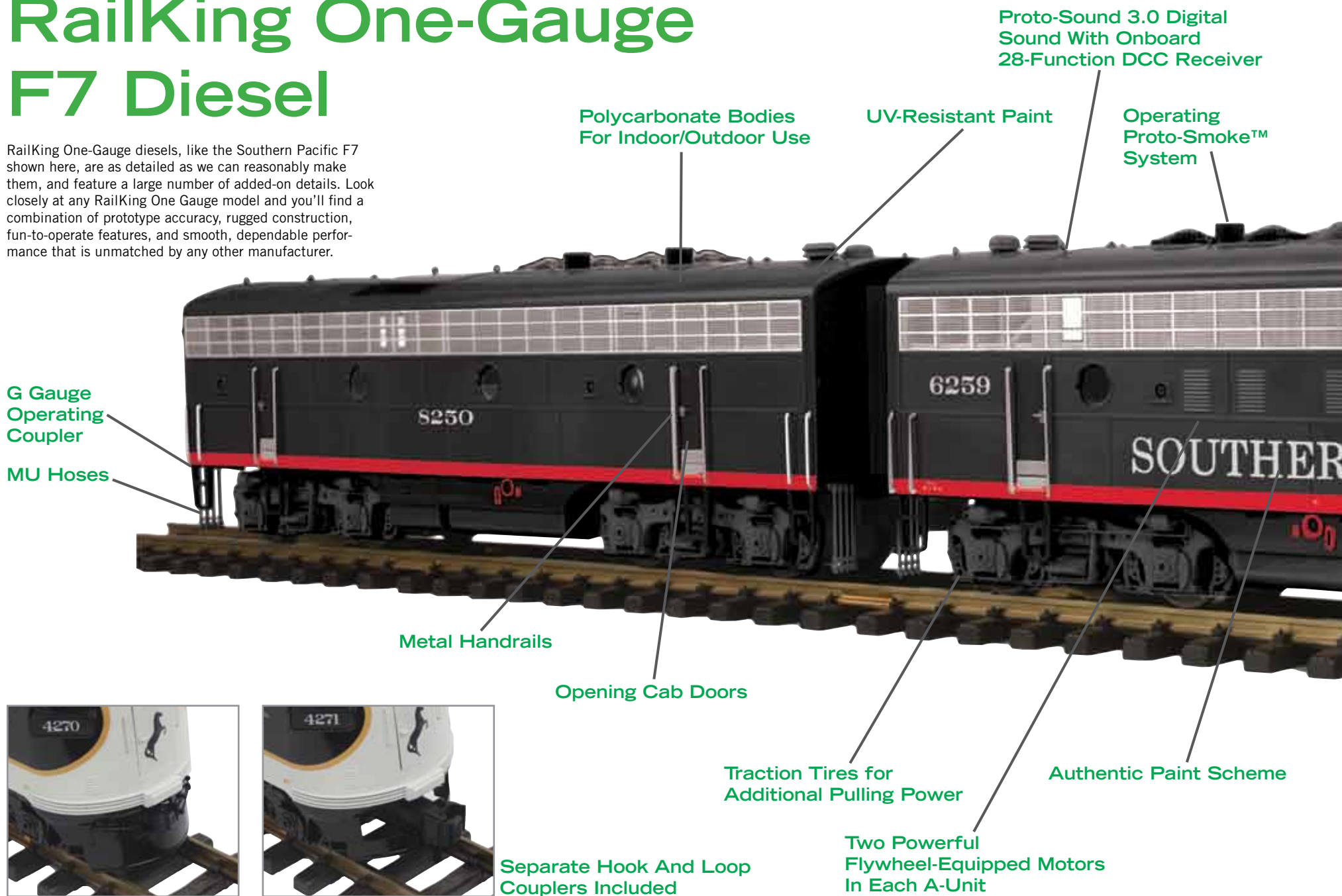
Externally, the F7 was very similar to the earlier F3. The key spotting features that distinguished an F7 were its stainless steel upper body grilles that replaced the “chicken wire” worn by most F3s, and the rooftop dynamic brake fan that replaced the F3’s rectangular roof vents just behind the cab. Internally, the F7 was also an evolution of the F3. While horsepower was the same, new D27 traction motors allowed the F7 to handle a heavier load.

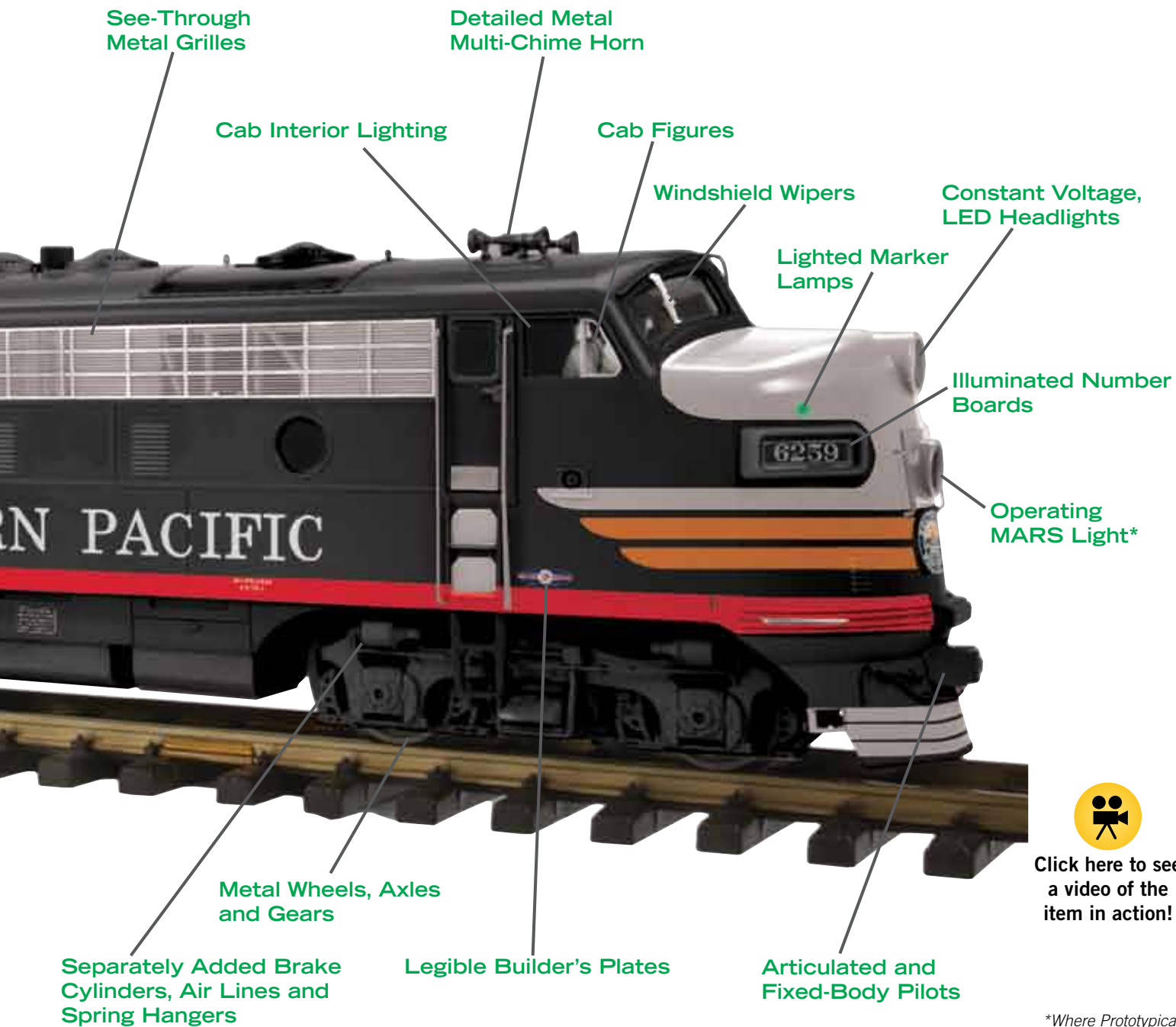
Relive the sights, sounds, and drama of postwar railroading with this four-motored, full-scale 1:32 model. Throttle down to speeds as low as 3 scale miles per hour with any load, or roll along at the prototype’s maximum speed of 102 mph with passenger gearing. Proto-Sound 3.0 offers authentic EMD 567 prime mover sounds, a first-generation diesel horn and bell, crew and station sounds, and adjustable smoke volume. The RailKing F7 features added-on details that include legible builder’s plates, grab irons, multiple-unit hoses, rooftop lift rings, see-through rooftop fans, steam generator exhaust stack (for passenger car heating), windshield wipers, and trucks with separately-applied spring hangers, brake cylinders, and air pipes. Each A-unit is supplied with two sets of pilots: a fully-detailed pilot with narrow coupler opening for wide-radius curves, and a less-detailed pilot with wide coupler opening for operation on tighter curves.

See Matching Passenger Cars On Pages 34-35

Anatomy of a RailKing One-Gauge F7 Diesel

RailKing One-Gauge diesels, like the Southern Pacific F7 shown here, are as detailed as we can reasonably make them, and feature a large number of added-on details. Look closely at any RailKing One Gauge model and you'll find a combination of prototype accuracy, rugged construction, fun-to-operate features, and smooth, dependable performance that is unmatched by any other manufacturer.





Click here to see
a video of the
item in action!

**Where Prototypical*

Dash 8

diesel



Features

- Intricately Detailed Polycarbonate Body
- Detailed Truck Sides, Pilots and Fuel Tank
- Moveable Roof Fans
- Metal Body Side Grilles
- (2) Engineer Cab Figures
- Metal Wheels, Axles and Gears
- (2) Hook & Loop Coupler Assemblies
- Kadee Compatible Coupler Mounting Pads
- (2) Remote Controlled Proto-Couplers
- Prototypical Rule 17 Lighting
- Directionally Controlled Constant Voltage LED Headlight
- Lighted Cab Interior
- Illuminated Number Boards
- Flashing Ditch Lights
- (2) Precision Flywheel-Equipped Motors
- Operating Smoke Unit
- Onboard 28-Function DCC Receiver
- Locomotive Speed Control In Scale MPH Increments
- 1:32 Scale Proportions
- Proto-Sound 3.0 With The Digital Command System Featuring Freight Yard Proto-Effects
- Unit Measures: 28" x 3 3/4" x 6 1/4"
- Operates On R2 Curves





BNSF - Narrow-Nose Dash 8 Diesel Engine (4-Wheel Trucks)
70-2096-1 Proto-Sound 3.0 \$749.95

ONLINE PRICE
\$539.95

CLICK HERE
TO ORDER



Santa Fe - Narrow-Nose Dash 8 Diesel Engine (4-Wheel Trucks)
70-2097-1 Proto-Sound 3.0 \$749.95

ONLINE PRICE
\$539.95

CLICK HERE
TO ORDER



Norfolk Southern - Narrow-Nose Dash 8 Diesel Engine (6-Wheel Trucks)
70-2102-1 Proto-Sound 3.0 \$749.95

ONLINE PRICE
\$539.95

CLICK HERE
TO ORDER

In the late 1980s, as General Electric and General Motors' Electro-Motive Division engaged in heated competition (that continues today) for market share in the high horsepower category, GE announced its Dash 8 line of diesel locomotives. Although the first demonstrator version had only 3,200 hp, most of the Dash 8s had 4,000 hp when delivered and were therefore designated Dash 8-40. Because GE builds its diesel locomotives in five modules, it was able to customize its Dash 8s for each buyer to an unusual degree.

Some railroads ordered their Dash 8s with conventional cabs, while others opted for the wider North American or comfort cabs, identified by a "W" in the engine name. Some Dash 8s have 4-wheel trucks — denoted with a "B" — while a Dash 8-40C has 6-wheel trucks. This variety meant that these diesels, which were designed for fast freight duty, also found a home in Amtrak passenger service. Despite their many differences, all Dash 8s share microprocessor control. The microprocessor, a small computer, regulates rpm, fuel injection volume, generator excitation, and many other operational features to make the Dash 8s run more efficiently than any diesels before them.

M.T.H. is proud to make this rugged American prototype available to garden railroaders in a variety of roadnames in narrow nose and wide nose versions that are sure to please. These highly detailed 1:32 scale models provide realistic operation and the long list of features shown.

Did You Know?

The microprocessor in the prototype Dash 8 recognizes whether the engine is overheating in a tunnel, as opposed to a malfunction on the open rails, and allows it to keep operating at full power for ten minutes, so the crew doesn't find itself stranded in a tunnel.

Dash 8

diesel



Union Pacific - Wide-Nose Dash 8 Diesel Engine (6-Wheel Trucks)
70-2099-1 Proto-Sound 3.0 \$749.95

ONLINE PRICE
\$539.95

CLICK HERE
TO ORDER



CSX - Wide-Nose Dash 8 Diesel Engine (6-Wheel Trucks)
70-2101-1 Proto-Sound 3.0 \$749.95

ONLINE PRICE
\$539.95

CLICK HERE
TO ORDER



Amtrak - Wide-Nose Dash 8 Diesel Engine (4-Wheel Trucks)
70-2100-1 Proto-Sound 3.0 \$749.95

ONLINE PRICE
\$539.95

CLICK HERE
TO ORDER

See Matching Passenger Cars
On Page 35




BNSF - Wide-Nose Dash 8 Diesel Engine (6-Wheel Trucks)
70-2098-1 Proto-Sound 3.0 \$749.95


ONLINE PRICE
\$539.95

CLICK HERE
TO ORDER

Anatomy of a RailKing One-Gauge Dash 8

RailKing One-Gauge diesels, like the Santa Fe Dash 8 shown here, are as detailed as we can reasonably make them, and feature a large number of added-on details. Look closely at any RailKing One Gauge model and you'll find a combination of prototype accuracy, rugged construction, fun-to-operate features, and smooth, dependable performance that is unmatched by any other manufacturer.





Click here to see
a video of the
item in action!

VO-1000

diesel



Features

- Intricately Detailed Polycarbonate Body
- Detailed Truck Sides, Pilots and Fuel Tank
- Metal Handrails and Horn
- Moveable Roof Fans
- Metal Wheels, Axles and Gears
- (2) Hook & Loop Coupler Assemblies
- Kadee Compatible Coupler Mounting Pads
- (2) Remote Controlled Proto-Couplers
- Prototypical Rule 17 Lighting
- Directionally Controlled Constant Voltage LED Headlight
- Lighted Cab Interior
- Illuminated Number Boards
- (2) Precision Flywheel-Equipped Motors
- Operating Smoke Unit
- Onboard 28-Function DCC Receiver
- Locomotive Speed Control In Scale MPH Increments
- 1:32 Scale Proportions
- Proto-Sound 3.0 With The Digital Command System Featuring Freight Yard Proto-Effects
- Unit Measures:
18 5/16" x 5 7/16" x 3 11/16"
- Operates On R1 Curves





Chicago, Burlington & Quincy - VO-1000 Diesel Engine
70-2092-1 Proto-Sound 3.0 \$699.95

ONLINE PRICE
\$499.95

CLICK HERE
TO ORDER



Santa Fe - VO-1000 Diesel Engine
70-2094-1 Proto-Sound 3.0 \$699.95

ONLINE PRICE
\$499.95

CLICK HERE
TO ORDER



Pennsylvania - VO-1000 Diesel Engine
70-2093-1 Proto-Sound 3.0 \$699.95

ONLINE PRICE
\$499.95

CLICK HERE
TO ORDER



Southern Pacific - VO-1000 Diesel Engine
70-2095-1 Proto-Sound 3.0 \$699.95

ONLINE PRICE
\$499.95

CLICK HERE
TO ORDER

The Baldwin Locomotive Works had been building steam engines for a century before it sold its first production diesel in 1937. While most of Baldwin's diesels were ultimately disappointments to its customers, the engines' unique looks won the hearts of American railfans and modelers. Nothing else on rails looked like the baby-faced 24-wheeled Centipedes or the Raymond Loewy-styled Sharknoses. The distinctive VO-1000, perhaps the most muscular looking of all first-generation diesel switchers, was Baldwin's most successful product. The U.S. military and over 30 class one railroads bought 548 copies of the 1000 hp. engine between 1939 and 1946.

All Baldwin diesels were powered by variations of the same De La Vergne diesel motor. Acquired by Baldwin in 1931, the De La Vergne Engine Company had started life in 1880 making mechanical refrigeration machines for breweries. Its power plant for Baldwin's locomotives was rather unique among diesels of its time. In order to make the fuel burn slower and give their 4-cycle engine a longer power stroke, De La Vergne's designers used massive cylinders more than a foot in diameter and added a separate combustion chamber above each cylinder. To allow the fuel more time to burn, they ran the engine at a maximum speed of 625 rpm — just over half the speed of most competitive diesels. In the October 1936 issue of Baldwin Locomotives Magazine, the company claimed that "slow combustion gives low fuel consumption, absence of smoke, quick pick-up, and smooth idling."

Ultimately the massive De La Vergne motor proved to be both a blessing and a curse. Teamed up with equally heavy-duty traction motors supplied by Westinghouse, Baldwin's prime mover found its niche in low-speed lugging assignments, which it handled relatively well. But those were just the types of assignments in which crews tended to abuse equipment and push an engine to its limits. As a result, Baldwin engines eventually developed a reputation for high maintenance costs. The VO-1000 switcher, with its normally aspirated 8-cylinder engine, was actually one of Baldwin's most dependable locomotives, and many served for decades. The turbocharged models that succeeded the VO-1000, however, were plagued with problems that included excessive piston wear. By 1956 it was clear that Baldwin was no longer a contender in the diesel business, and the nation's oldest locomotive builder threw in the towel.

Relive the excitement and variety of the early diesel years with the RailKing VO-1000. Thanks to Proto-Sound 3.0, our model features authentic Baldwin prime mover sounds and the ability to duplicate the low-speed lugging power of its prototype — as well as the ability to hustle along virtually as fast as you care to run it.

Anatomy of a RailKing One-Gauge VO-1000

RailKing One-Gauge diesels, like the Baldwin VO-1000 shown here, are as detailed as we can reasonably make them, and feature a large number of added-on details. Look closely at any RailKing model and you'll find a combination of prototype accuracy, rugged construction, fun-to-operate features, and smooth, dependable performance that is unmatched by any other manufacturer.

Lighted Cab Interior
Cab Interior Figures
Windshield Wipers

Onboard
28-Function
DCC Receiver

Proto-Sound 3.0
Digital Sound

Polycarbonate Body
For Indoor/Outdoor Use


Traction Tires for
Additional Pulling Power

Two Powerful
Flywheel-Equipped Motors

Authentic Paint Scheme

Separate Hook And Loop Couplers Included





Click here to see
a video of the
item in action!

40' Box Car





Great Northern - 40' Box Car

70-74085 Car Number 27017 \$139.95 **ONLINE PRICE \$99.95**

70-74084 Car Number 27010 \$139.95 **ONLINE PRICE \$99.95**

**CLICK HERE
TO ORDER**



New Haven - 40' Box Car

70-74081 Car Number 32189 \$139.95 **ONLINE PRICE \$99.95**

70-74080 Car Number 32183 \$139.95 **ONLINE PRICE \$99.95**

**CLICK HERE
TO ORDER**



Burlington - 40' Box Car

70-74082 Car Number 35020 \$139.95 **ONLINE PRICE \$99.95**

70-74083 Car Number 35037 \$139.95 **ONLINE PRICE \$99.95**

**CLICK HERE
TO ORDER**



Pennsylvania - 40' Box Car

70-74079 Car Number 105039 \$139.95 **ONLINE PRICE \$99.95**

70-74078 Car Number 105034 \$139.95 **ONLINE PRICE \$99.95**

**CLICK HERE
TO ORDER**



Santa Fe - 40' Box Car

70-74087 Car Number 38527 \$139.95 **ONLINE PRICE \$99.95**

70-74086 Car Number 38524 \$139.95 **ONLINE PRICE \$99.95**

**CLICK HERE
TO ORDER**





Western Pacific - 40' Box Car

70-74089 Car Number 20957 \$139.95 **ONLINE PRICE \$99.95**

70-74088 Car Number 20954 \$139.95 **ONLINE PRICE \$99.95**

**CLICK HERE
TO ORDER**

40' Reefer





Pacific Fruit Express - 40' Reefer

70-78048 Car Number 19938 \$139.95 **ONLINE PRICE \$99.95**

70-78047 Car Number 19936 \$139.95 **ONLINE PRICE \$99.95**

CLICK HERE TO ORDER



Tropicana - 40' Reefer

70-78039 Car Number 728 \$139.95 **ONLINE PRICE \$99.95**

70-78040 Car Number 732 \$139.95 **ONLINE PRICE \$99.95**

CLICK HERE TO ORDER



Santa Fe - 40' Reefer

70-78049 Car Number 10285 \$139.95 **ONLINE PRICE \$99.95**

70-78050 Car Number 10287 \$139.95 **ONLINE PRICE \$99.95**

CLICK HERE TO ORDER



BNSF - 40' Reefer

70-78043 Car Number 793457 \$139.95 **ONLINE PRICE \$99.95**

70-78044 Car Number 793462 \$139.95 **ONLINE PRICE \$99.95**

CLICK HERE TO ORDER



Union Pacific - 40' Reefer

70-78041 Car Number 922993 \$139.95 **ONLINE PRICE \$99.95**

70-78042 Car Number 992028 \$139.95 **ONLINE PRICE \$99.95**

CLICK HERE TO ORDER



Hamm's - 40' Reefer

70-78046 Car Number 31225 \$139.95 **ONLINE PRICE \$99.95**

70-78045 Car Number 31228 \$139.95 **ONLINE PRICE \$99.95**

CLICK HERE TO ORDER

Unibody Tank Car





Union Pacific - Unibody Tank Car

70-73047 Car Number 70108 \$139.95 **ONLINE PRICE \$99.95**

70-73048 Car Number 70122 \$139.95 **ONLINE PRICE \$99.95**

**CLICK HERE
TO ORDER**



Sunoco - Unibody Tank Car

70-73045 Car Number 48452 \$139.95 **ONLINE PRICE \$99.95**

70-73046 Car Number 48479 \$139.95 **ONLINE PRICE \$99.95**

**CLICK HERE
TO ORDER**



Hercules - Unibody Tank Car

70-73039 Car Number 86062 \$139.95 **ONLINE PRICE \$99.95**

70-73040 Car Number 86068 \$139.95 **ONLINE PRICE \$99.95**

**CLICK HERE
TO ORDER**



Procor - Unibody Tank Car

70-73041 Car Number 60178 \$139.95 **ONLINE PRICE \$99.95**

70-73042 Car Number 60182 \$139.95 **ONLINE PRICE \$99.95**

**CLICK HERE
TO ORDER**



ADM - Unibody Tank Car

70-73038 Car Number 15379 \$139.95 **ONLINE PRICE \$99.95**

70-73037 Car Number 15308 \$139.95 **ONLINE PRICE \$99.95**

**CLICK HERE
TO ORDER**



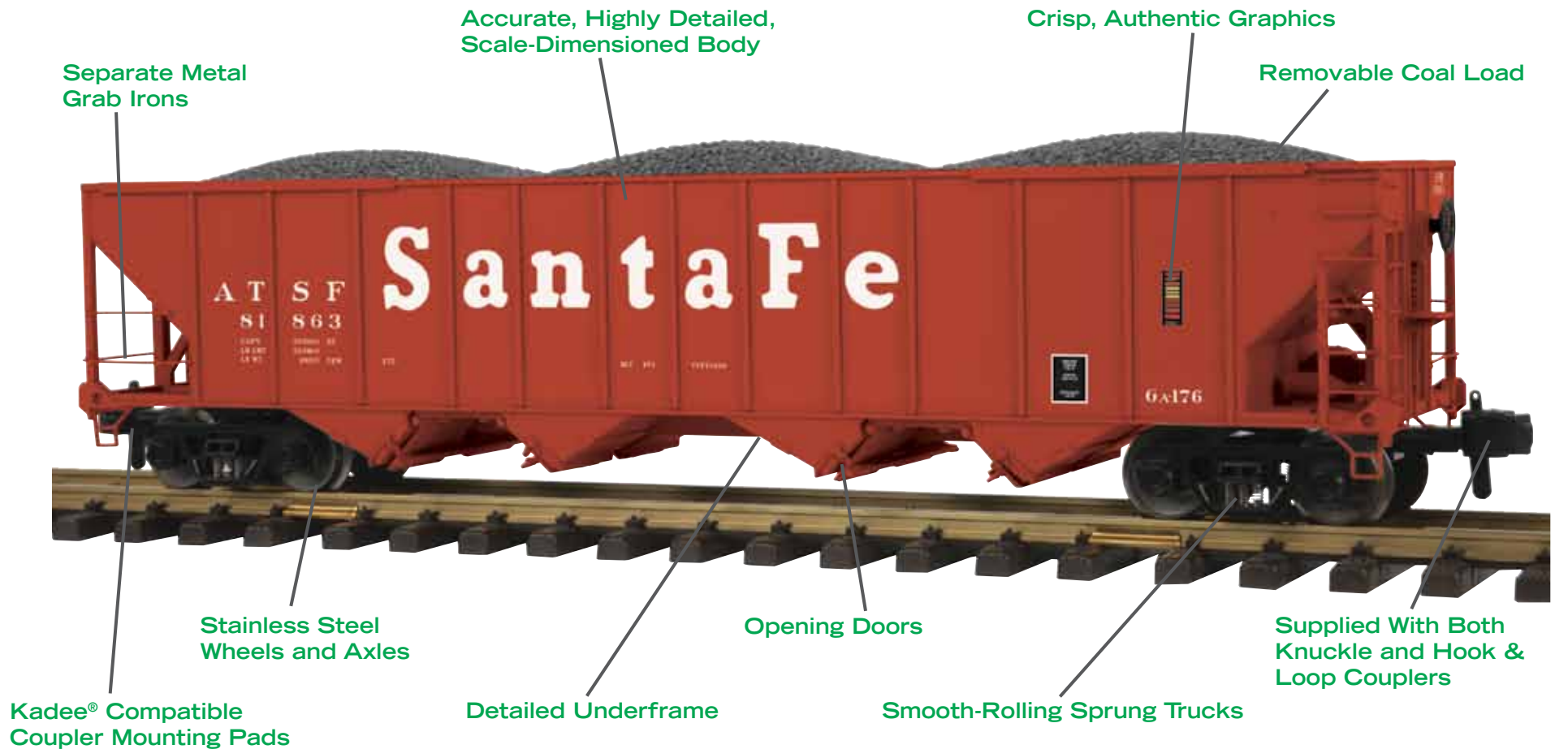
Shell - Unibody Tank Car

70-73043 Car Number 2382 \$139.95 **ONLINE PRICE \$99.95**

70-73044 Car Number 2395 \$139.95 **ONLINE PRICE \$99.95**

**CLICK HERE
TO ORDER**

4-Bay Hopper





BNSF - 4-Bay Hopper

70-75047 Car Number 616295 \$139.95 **ONLINE PRICE \$99.95**

70-75045 Car Number 616222 \$139.95 **ONLINE PRICE \$99.95**

70-75046 Car Number 616280 \$139.95 **ONLINE PRICE \$99.95**

**CLICK HERE
TO ORDER**



Union Pacific - 4-Bay Hopper

70-75048 Car Number 18208 \$139.95 **ONLINE PRICE \$99.95**

70-75049 Car Number 18220 \$139.95 **ONLINE PRICE \$99.95**

70-75050 Car Number 18245 \$139.95 **ONLINE PRICE \$99.95**

**CLICK HERE
TO ORDER**



Pennsylvania - 4-Bay Hopper

70-75035 Car Number 225477 \$139.95 **ONLINE PRICE \$99.95**

70-75034 Car Number 225473 \$139.95 **ONLINE PRICE \$99.95**

70-75033 Car Number 225416 \$139.95 **ONLINE PRICE \$99.95**

**CLICK HERE
TO ORDER**



Santa Fe - 4-Bay Hopper

70-75044 Car Number 81863 \$139.95 **ONLINE PRICE \$99.95**

70-75042 Car Number 81847 \$139.95 **ONLINE PRICE \$99.95**

70-75043 Car Number 81856 \$139.95 **ONLINE PRICE \$99.95**

**CLICK HERE
TO ORDER**



CSX - 4-Bay Hopper

70-75040 Car Number 349871 \$139.95 **ONLINE PRICE \$99.95**

70-75041 Car Number 349876 \$139.95 **ONLINE PRICE \$99.95**

70-75039 Car Number 349840 \$139.95 **ONLINE PRICE \$99.95**

**CLICK HERE
TO ORDER**



Norfolk Southern - 4-Bay Hopper

70-75038 Car Number 300568 \$139.95 **ONLINE PRICE \$99.95**

70-75036 Car Number 300560 \$139.95 **ONLINE PRICE \$99.95**

70-75037 Car Number 300562 \$139.95 **ONLINE PRICE \$99.95**

**CLICK HERE
TO ORDER**

Additional Freight Cars



Red Cross - Operating Helicopter Car
70-79012 \$199.95

ONLINE PRICE
\$149.95

CLICK HERE TO ORDER



Channel 4 News - Operating Helicopter Car
70-79013 \$199.95

ONLINE PRICE
\$149.95

CLICK HERE TO ORDER

When activated,
rotors spin,
helicopter takes
off and flies up
to 20' into
the sky!




**Requires
Operating Track
Kit 70-14008**



M&M'S® Brand - Flat Car w/45' Trailer
70-76051 \$149.95

ONLINE PRICE
\$114.95

CLICK HERE TO ORDER




Operating Track Section Kit
70-14008 \$49.95
*Fits LGB track; track section
not included*



©/™ M&M'S, the letter M and the M&M'S Characters are registered trademarks of Mars, Incorporated and its affiliates.
©MARS, Incorporated 2013

Anatomy of a RailKing One-Gauge Passenger Car



Passenger Cars



Santa Fe - 3-Car Streamlined Passenger Car Set (Ribbed Sides)
70-65031 \$599.95

ONLINE PRICE
\$429.95

CLICK HERE
TO ORDER



Santa Fe - Streamlined Coach (Ribbed Sides)
70-67031 \$199.95

ONLINE PRICE
\$149.95

CLICK HERE
TO ORDER



Santa Fe - Streamlined Observation Car (Ribbed Sides)
70-68031 \$199.95

ONLINE PRICE
\$149.95

CLICK HERE
TO ORDER



Southern Pacific - 3-Car Streamlined Passenger Car Set (Smooth Sides)
70-65028 \$599.95

ONLINE PRICE
\$429.95

CLICK HERE
TO ORDER



Southern Pacific - Streamlined Coach (Smooth Sides)
70-67028 \$199.95

ONLINE PRICE
\$149.95

CLICK HERE
TO ORDER



Southern Pacific - Streamlined Observation Car (Smooth Sides)
70-68028 \$199.95

ONLINE PRICE
\$149.95

CLICK HERE
TO ORDER



Norfolk Southern Executive Train - 3-Car Streamlined Passenger Car Set (Smooth Sides)
70-65029 \$599.95

ONLINE PRICE
\$429.95

CLICK HERE
TO ORDER



Norfolk Southern Executive Train - Streamlined Coach (Smooth Sides)
70-67029 \$199.95

ONLINE PRICE
\$149.95

CLICK HERE
TO ORDER



Norfolk Southern Executive Train - Streamlined Observation Car (Smooth Sides)
70-68029 \$199.95

ONLINE PRICE
\$149.95

CLICK HERE
TO ORDER



Ontario Northland - 3-Car Streamlined Passenger Car Set (Smooth Sides)
70-65030 \$599.95

ONLINE PRICE
\$429.95

CLICK HERE
TO ORDER



Ontario Northland - Streamlined Coach (Smooth Sides)
70-67030 \$199.95

ONLINE PRICE
\$149.95

CLICK HERE
TO ORDER



Ontario Northland - Streamlined Observation Car (Smooth Sides)
70-68030 \$199.95

ONLINE PRICE
\$149.95

CLICK HERE
TO ORDER



Amtrak - 3-Car Streamlined Passenger Car Set (Ribbed Sides)
70-65032 \$599.95

ONLINE PRICE
\$429.95


CLICK HERE
TO ORDER



Amtrak - Streamlined Coach (Ribbed Sides)
70-67032 \$199.95

ONLINE PRICE
\$149.95

CLICK HERE
TO ORDER



Amtrak - Streamlined Observation Car (Ribbed Sides)
70-68032 \$199.95

ONLINE PRICE
\$149.95

CLICK HERE
TO ORDER

Power Up

with the best transformers in model railroading!



100 Watts

Z-1000™ AC Transformer

40-1000 \$ 109.95

With 14 Volt Accessory Port

Whether you operate with conventional AC power or the M.T.H. Digital Command System (DCS), our UL-approved transformers offer the best way to power your layout. Choose the 100-watt Z-1000™ for a small- to medium-sized layout, or step up to the 400-watt, feature-laden Z-4000®, the most powerful UL-approved transformer in the hobby. All M.T.H. transformers offer

- Incredibly smooth, wide range throttle for precise speed control
- Bell and whistle/horn buttons that work with all makes of locomotives
- Fast-acting circuit breakers to protect your equipment
- Continuous useable wave power output compatible with all AC-powered engines



Z-4000 Remote Control System

40-4001 \$ 149.95

Put the power of the Z-4000, all 400 watts of it, into the palm of your hand with the Z-4000 Remote Control System!

Now you'll never have to touch the Z-4000 handles again. Simply turn on the transformer and fire up either channel with the easy-to-use wireless 900mhz remote control. Each remote can communicate with up to three different Z-4000 transformers* from as far as 30 feet away.

The large, easy-to-read LCD screen displays the selected channel's track voltage output. The easy-to-use interface provides you with quick button access to the original Proto-Sound system found on M.T.H. locomotives produced in the 1990s, as well as conventional features found on Proto-Sound 2.0 and 3.0 locomotives manufactured since 2000.

The Z-4000 remote system can even respond to conventional commands from the M.T.H. DCS Digital Command System handheld remote, providing command control operators with complete wireless control over their Z-4000-powered model railroad.

* Each Z-4000 transformer requires (1) 40-4002 Z-4000 Remote Control Receiver



Z-DC300 30 Watt DC Transformer

40-300 \$ 79.95

Featuring 30 watts of DC power and a 16 volt AC accessory port, the CSA-approved DC-300 will comfortably run up to five HO locomotives.

- Controller LED On Light
- Overload Light
- Power On Switch
- Momentum Control
- Brake Control
- Direction Control
- Built-In Circuit Breaker Protection
- 30 Watt DC Power Supply w/16v AC Accessory Output Jacks

Z-500™ AC Transformer

40-500 \$ 69.95

Designed for smaller layouts, the 50-watt Z-500 offers the same control features as the Z-1000 but with less power.



100-Watt Accessory AC Power Supply

40-1000a \$89.95

- Ideal for powering accessories, or for DCS users who don't need a conventional transformer
- TIU/Barrel Jack adapter available separately for easy connection to DCS Track Interface Unit (TIU)
- 18-volt track power output
- 14-volt accessory output



Z-DC1 Transformer

40-200 \$ 29.95

The perfect small DC power supply for accessories or lights:

- U.L. Approved
- 20 Watts DC Max Power Output
- Smooth Operating Throttle Knob
- Built-In Circuit Breaker Protection



RailKing Controller Set

40-750C \$ 59.95


Includes Z-500/Z-750 transformer controller, RealTrax lock-on (40-1003), RealTrax wire harness (40-1015) (power supply not included)

400 Watts! The Most Powerful Listed AC Transformer!

Learn More About It

The instruction manual for every M.T.H. transformer is available at www.mthtrains.com.

Just look up the transformer in our Product Search feature.



Smooth-operating, wide-range dual throttles

Overload indicator

Dual ammeters show how much current each throttle is using and warn of potential overloads

Bell and whistle-horn buttons compatible with all AC engines

Programming button for original Proto-Sound and QSI® AC sound systems

Internal cooling fan

Direction button for each channel

On-off switch with Accidental Startup Protection: If throttles are not in Off position when Z-4000 is turned on, no power will be applied to the track.

Smooth-operating, wide-range dual throttles

Power-on indicator

Dual digital voltmeters show how much power you're putting on the track

UL approved, patented design for continuous and safe maximum allowable power output at a sustained 18 volts RMS at 10 amps

Rear Panel Outputs

0~22 Volts Track Power (10 AMP)	10-Volt Accessory Power (3 AMP)	14-Volt Accessory Power (3 AMP)	0~22 Volts Track Power (10 AMP)
Accepts bare wires, spade lugs, or banana plugs (recommended) for easy connections			

Z-4000® Transformer
40-4000 \$459.95
Two throttles, each with its own complete set of controls, plus 10-volt and 14-volt accessory outputs

WHY THE OR LISTING?

To protect our customers and their trains, M.T.H. Electric Trains is committed to manufacturing safe, UL or CSA approved transformers and power supplies. By subjecting our transformers to the strenuous tests and requirements of Underwriters Laboratories and/or CSA, M.T.H. helps ensure that our products meet the same requirements as other consumer electronics sold today. When choosing a new transformer, model railroaders should only look for those that have received a UL or CSA listing.



Join the M.T.H. Railroaders Club!

There are **TEN** different types of memberships, based on the style of model railroading that most interests you.

One-Gauge Membership



70-75032 MTHRRRC Pennsylvania Power & Light 4-Bay Hopper
One-Gauge Membership is \$100.00

S-Gauge Membership



35-74000 MTHRRRC Baltimore & Ohio Reduilt Steel Box Car
S-Gauge Membership is \$55.00

Lionel Corp. Std. Gauge Membership



11-30149 Lionel Corp. No. 215 Std. Gauge Oil Car
Lionel Corp. 200 Series Membership is \$120.00

Tinplate O Gauge Membership



10-8084 MTHRRRC No. 2815 O Gauge Oil Car
Tinplate 2800 Series Membership is \$90.00

Tinplate Std. Gauge Membership



10-2243 MTHRRRC No. 215 Std. Gauge Oil Car
Tinplate 200 Series Membership is \$120.00

Lionel Corp. O Gauge Membership



11-70091 Lionel Corp. No. 2815 O Gauge Oil Car
Lionel Corp. 2800 Series Membership is \$90.00

RailKing Membership



30-74723 MTHRRRC 50' Double Plug Door Boxcar
RailKing O Gauge Membership is \$50.00

Premier Membership



20-93584 MTHRRRC Chesapeake & Ohio 50' PS-1 Box Car
Premier O Gauge Membership is \$55.00

HO Membership



80-94029 MTHRRRC Farmer's Cooperative R40-2 Woodside Reefer
HO Membership is \$30.00

Basic Membership

60-1000 - Basic Club Membership does not include a club car
Basic Membership is \$25.00

Get The Most From Model Railroading

JOIN ONLINE! IT'S EASY — JUST GO TO WWW.MTHTRAINS.COM

As a member of the M.T.H. RailRoders Club you'll receive:

Limited-Edition Club Car



Each year we produce beautifully decorated cars exclusively for our Club members. Members automatically receive the car that matches their Club membership (One-Gauge, Premier, HO, etc.) and have the option to collect other Club cars as well.

The CrossingGate™ Club Magazine



You will receive our quarterly full-color club magazine, jam-packed with product news, ideas from other members, rail history, and step-by-step articles explaining how M.T.H. technology can bring your railroad to life.

1st Class Mailing of M.T.H. Catalogs



Club Members get all M.T.H. catalogs earlier than other mailing list members, via First-Class mailings, so they can order from their local train store before the best items are sold out.

RailWare™ Software



Use your computer to design track layouts, search the database of all M.T.H. products, look at our past catalogs, listen to Proto-Sound 3.0 train effects, and much more. This DVD retails for \$79.95, but is yours FREE as a Club member.

Club Card & Lapel Pin



Show the world your membership in this elite group of model railroaders with your high-quality embossed membership card and beautiful enameled lapel pin.

Unique Club Products & Discounts



You'll have the option to purchase uncataloged members-only engines and rolling stock, and take advantage of members-only discounts on select cataloged items.

Proto-Sound 2.0 Upgrade Kits

Club Web Site

Club members can save an additional 15% on these kits by visiting the MTHRC web page.

Visit www.mthtrains.com & type in your member number to gain access to the Club web site. Here you can exchange messages with other Club members, and even build your own homepage.

Carry on the M.T.H. Tradition with Memorabilia and Collectibles

MTH Promotional DVD

This interactive DVD is packed full of sights & sounds guaranteed to make you rethink how far the hobby of model railroading has come. You'll learn about some of the most innovative products ever produced & marvel at the sophistication of a product line unmatched by other model train manufacturers.




Previous Year Club Cars



MTHRC members can still obtain earlier produced MTHRC cars by visiting the MTHRC pages on the website. Only MTHRC members can get these cars!

A Toy Train Story

This comprehensive history of M.T.H. Electric Trains is a must for collectors & other lovers of toy trains. 350 pages & 1900 color photos, hard cover. Add this book to your membership for only \$25.00 (50% off the \$49.95 cover price)!



Not all products depicted in this catalog are production models. In some cases, the items pictured may be models in HO scale, O scale, or another scale that have been altered digitally. Each item's graphic features and content are subject to change after publication. All product features may be verified on their retail packages.

M.T.H. Electric Trains is in no way affiliated with any of the railroads featured in this catalog.

©2013, M.T.H. Electric Trains, 7020 Columbia Gateway Drive, Columbia Maryland 21046-1532 • www.mthtrains.com • 410-381-2580

MTH Trademarks: M.T.H. Electric Trains®, M.T.H.®, MTH Railroaders Club™, CrossingGate™, Ives®, Loco-Sound™, Proto-Sound® 2.0, Proto-Sound® 3.0, Proto-Speed Control™, Proto-Doppler™, Proto-Di-patch™, Proto-Cast™, ProtoSmoke™, Proto-Coupler™, Proto-Effects™,

Proto-Scale 3-2™, RailKing®, Rugged Rails®, RailKing One-Gauge™, RailTown™, Tinplate Traditions™, ScaleTrax™, RealTrax®, Z-750™, Z-4000®, Z-1000™, DCS™ and the MTH Numbering System and all others indicated throughout this catalog.

DCS™ Simply The Best Way To Run A Railroad™
M.T.H.'s DCS Digital Command System has received U.S. Patent No. 6,457,681. M.T.H.'s Proto-Sound® 2.0 system has received U.S. Patent No's 6,457,681 B1 (sound system), 6,457,681 B1 (Proto-Speed Control™), 6,604,641 (Proto-Coupler™), 7,210,656 (Sound), 6,662,917 (2/3Rail), 7,210,656 (Internet Downloads, Music & Doppler), 6,655,640 (Smoke Synchronization), HO Coupler 7,694,834 Bi-Directional Communication 8262034
M.T.H.'s RealTrax® has received U.S. Patent No. 6,019,289.
M.T.H.'s Z-4000® Transformer has received U.S. Patent No's. 6,281,606 & 6,624,537.

Kadee® is a registered Trademark of Kadee Quality Products Co.

Some images used in this publication © 2013 www.clipart.com

®/™ M&M'S, the letter M and the M&M'S Characters are registered trademarks of Mars, Incorporated and its affiliates. ©MARS, Incorporated 2013

Products bearing Chicago and North Western, Denver & Rio Grande, Denver & Rio Grande Western, MKT/Katy, Missouri Pacific, Southern Pacific, Union Pacific, Western Pacific are made under trademark license from Union Pacific Railroad Company.



...SIMPLY
THE BEST WAY
TO RUN A RAILROAD™



TRY IT at your local DCS Demo Center or learn more with a **Complimentary DVD** on DCS & M.T.H. technology.

FOLLOW US ONLINE



Take your favorite Proto-Sound 2.0 or 3.0 locomotive to any Demo Center and experience the additional features your engine has with DCS Control.

WWW.MTHTRAINS.COM